



DOWNTOWN
UMM AL QUWAIN

SOBHA
REALTY

DOWNTOWN
UMM AL QUWAIN

SOBHA
REALTY

The Sobha way

The Sobha way

Sobha Realty redefines the concept of luxury residential living with a repertoire of real estate projects across Dubai.

Pioneering the 'Backward Integration' model in real estate, Sobha Realty employs in-house mastery to create a unique offering of fine living that extends beyond the customer's expectations.



Infosys Global Education Center - Mysore

At Sobha,
we don't exceed international
building standards, we define them.

SOBHA
REALTY

A R T O F T H E D E T A I L
R T O F T H E D E T A I L A
T O F T H E D E T A I L A R
O F T H E D E T A I L A R T
F T H E D E T A I L A R T O
T H E D E T A I L A R T O F
H E D E T A I L A R T O F T
E D E T A I L A R T O F T H
D E T A I L A R T O F T H E
E T A I L A R T O F T H E D
T A I L A R T O F T H E D E
A I L A R T O F T H E D E T
I L A R T O F T H E D E T A
L A R T O F T H E D E T A I
A R T O F T H E D E T A I L

Art of the Detail

We notice smallest details

so you wont have to



DOWNTOWN LIFE

EVERYTHING WITHIN REACH

From morning coffee to moonlit walks, downtowns are designed to keep life flowing. Anchored by community hubs, open promenades, and cultural landmarks, this is a place in the city where movement is effortless and discovery is constant.



Boutique shopping, beachfront cafés, marinas, and wellness spaces are never far - each element adding to a life of ease and enrichment.

With key destinations intuitively placed, you're always connected to what matters most: moments, meaning, and the

joy of daily living.

AN EXTRAORDINARY


Urban Life

Your days start with the buzz of lively streets and the scent of fresh espresso in the air. Some head to work, others linger at sidewalk cafés over quick bites and headlines.



This is more than city living.

It's a dynamic downtown



The city hums with life, art spills out of creative spaces, fitness classes pop up in open green spaces, and the lunch hour feels more like an occasion than a routine.

As the sun sets, skyline views become the backdrop to al fresco dinners and live music under city lights.

This is more than city living. It's a dynamic downtown lifestyle shaped by forward-thinking and energy that never fades.

YOUR City Rhythm

Every corner offers a new tempo. There's a rhythm in the footsteps along promenades, in the conversations over shared tables, in the way the day unfolds between work and leisure.

Start with a quiet moment tucked away at a bookstore, then dive into the buzz of a nearby business hub.

Routine doesn't exist

only flow. You set the pace, and the city moves with you.



Sand, Sea & Sunny Days

Just a short walk brings the sound of waves into focus. The street noise fades, replaced by laughter on the beach and musical notes of the tide.



Locals gather at beachfront cafés, flip-flops tapping against decks, fresh juices in hand tasting all that life has to offer in every sip. Children race along the shoreline while others stretch into yoga poses with the horizon ahead.



The Arabian Sea offers more than a view — it offers a lifestyle. Unhurried mornings, golden afternoons, and evenings that end with feet in the sand and sea breeze in your hair.

BEST OF BOTH WORLDS

Ever wonder if both these lifestyles could co-exist and you never have to choose between the two?

Start the day with a seaside run, then pivot effortlessly to downtown meetings.


A short stroll takes you from high-end boutiques to beachfront restaurants, from cultural venues to quiet beach trails.

A place where contrasts don't compete - they connect. Where energy and ease live side by side, offering a way of life that's dynamic, balanced, and endlessly rewarding.

INTRODUCING

DOWNTOWN
UMM AL QUWAIN

SOBHA
REALTY



WHERE
SEA, SKY & VISION MEET

Umm Al Quwain (UAQ) - where the vast blue horizon stretches endlessly, and the promise of a new tomorrow rises with the tide.

welcome to

DOWNTOWN UAQ | SOBHA REALTY

the coastal city

a destination born of harmony, envisioned to elevate every moment of life by the shore.



Your invitation
to live with purpose,

in a world framed by peace, promise, and possibility.

From untapped potential to the

Next Big Opportunity

Just as Dubai rose from sand to skyline two decades ago, Downtown UAQ I Sobha Realty is set to rewrite the region's history. Thoughtfully planned and positioned, it's a vision in motion.

There's something quite powerful about milestone beginnings that mark a turning point - not only for the emirate, but for coastal living in the UAE.

*Thoughtfully planned &
positioned to scale,*

it's a vision in motion.

THE COASTAL CITY

The Coastal City Designed to Inspire

Downtown UAQ | Sobha Realty is not built around just a center - it's built around life. Spanning over **25 million** square feet of seamless wellness, beachfronts, movement, and meaning, each element is placed with intention.



Urban living redefined by the rhythm of the sea

Green corridors link quiet beach parks to bustling promenades. Pedestrian boulevards flow toward retail, cafes, a yacht club, marinas, luxurious hotels and resorts where every zone is designed for connection: to nature, to people, to purpose.

At the Helm of
Extravagance

Yacht Club and Marinas




Life flows differently when the marina is your front yard. The yacht club offers more than boardwalks - it's a space to gather, celebrate, and feel part of a community shaped by the tides. From sleek yachts to sun-drenched terraces, it's coastal living at its most refined.

LifeFlows Differently
LifeFlows Differently
Life LifeFlows Differently
Flows LifeFlows Differently
Differently



Heritage

In the heart of the coastal city, creativity finds a home. The art & design hub brings together galleries, ateliers, concept stores, and curated spaces - created to inspire those who live and breathe thought-invoking design aesthetics.



Art & Culture

Art & design hub | Museum | Cultural Centre



In the same vicinity, the Museum and the Cultural Centre offers immersive experiences that celebrate heritage and innovation. From exhibitions that echo the past to installations that challenge the future, they invite everyone into a world that's constantly evolving - rooted in history, yet reaching forward.

Nature _____ in Every Breath

~ 50% Green and Open Space



Amidst the rhythm of the coast and architecture lies a different kind of luxury - spaces to pause, breathe, and reconnect with yourself. Downtown UAQ | Sobha Realty is meticulously designed with 50% of its expanse dedicated to green open spaces - an effortless blend of parks, gardens, natural landscapes, and thoughtful amenities.

The exceptional planning fosters a healthier, more beautiful environment, enriching the quality of life for residents and visitors alike

A Place to

Live. Invest. & Belong.



This is more than a way of living - it's a legacy. Perfectly positioned between Dubai and Ras Al Khaimah, and closely linked to emerging infrastructure and growth corridors, the location offers both serenity and strength. Whether it's the calm of the beachfront or the clarity of long-term vision, every detail is aligned with value.

A rare opportunity to invest in the UAE's next chapter - *while it's still being written.*

Crafted in — HARMONY



Every line, every curve, every material choice is guided by the rhythm of the sea. The architecture flows with its surroundings - never imposing, always in harmony. Clean silhouettes mirror the horizon, while open layouts blur the line between interior and the open air.



Natural textures and soft palettes evoke the calm of coastal life, creating spaces that feel intuitive and alive. Sustainability is embedded in the vision, not as a feature, but as a foundation. From energy-efficient systems to the thoughtful orientation of each structure, the design is as responsible as it is refined.

The Heart of Retail

Iconic shopping experiences



At the core of this landmark development lies a premium shopping and retail experience - a refined blend of luxury, lifestyle, and global elegance. Designed to attract residents and visitors alike, it features flagship high-end boutiques, concept stores, and unique dining experiences.



More than a retail destination, it's a dynamic hub of expression and indulgence. Seamlessly integrated into the community, the mall enhances everyday living while defining Downtown UAQ - Sobha Realty as a place of holistic and effortless experience. Where style isn't just seen - it's lived, celebrated, and constantly reimaged.

A new standard in
Hospitality

Luxurious 5-star hotels and resorts


Featuring luxurious 5-star hotels and resorts, Downtown
UAQ - Sobha Realty offers an elevated hospitality
experience for both business and leisure.



Each hotel and resort is thoughtfully designed to deliver exemplary service, world-class amenities, and unforgettable moments. From fine dining to wellness retreats, every element speaks to a life of opulence and comfort. These iconic destinations not only attract the affluent but also add prestige and vibrancy to the community making it a true landmark for luxury living.

Blueprint for a Smarter

Greener Tomorrow



Downtown UAQ - Sobha Realty is designed with a clear vision; to foster a smarter, greener, and more connected urban experience. A fully integrated network of pedestrian and cycling pathways, shaded walkways, cooling water features, and futuristic commute hubs encourages eco-friendly movement and enhances everyday comfort.

Smart city infrastructure ensures seamless operations through intelligent traffic systems and energy-efficient technology. Aligned with the UAE's Net Zero 2050 goal, the development embraces a responsible approach to reducing emissions and building a truly sustainable urban community.

GEOGRAPHICAL LOCATION



UMM AL QUWAIN



GEOGRAPHICAL LOCATION



40 minutes from **DUBAI**

Via E11 & 311

A New City

A New City *Rises* —————
Timeless, Iconic, Unforgettable.

After the successful launch of

SOBHA
Siniga Island

a new iconic destination emerges - a city unlike any other; crafted to be remembered through the ages. Rising from the endless blue tides and cradled by serene greenery, it flows in a perfect harmonious ebb. Each facet, each element, each moment, envisioned with extraordinary precision and purpose.





The Landmark of Tomorrow
Delivered by Masters of Today



THREE DISTRICTS. ONE COASTAL VISION.



Living
Anchored
in Nature
Coastal
Living
Anchored
in Nature

Elegance & Endless Views

Anchored by expansive sands and uninterrupted sea views, this coastal enclave offers a quieter, more refined way of life.

Enjoy timeless charm at the upscale hotel, and set sail from the exclusive marina, and unwind in lush parks and state-of-the-art retreats.

A perfect blend of sophistication, natural beauty, and world-class amenities awaits.



INTRODUCING



SOBHA
AQUAMONT

at

DOWNTOWN
UMM AL QUWAIN

SOBHA
REALTY

SKYLINE BY THE SHORE

Sobha Aquamont carves a new chapter for waterfront living.

Sobha Aquamont carves a new chapter for beachfront living.

Between the shimmer of the Arabian sea and the reach of the horizon, a new landmark begins to take shape. Defined by its shoreline charm and envisioned as Skyline by the Shore, the name evokes a sense of movement - of mountains meeting tide, of architecture rising gently from nature's edge. Every element is imagined to flow, to breathe, to belong.



TOWER C

TOWER B

TOWER A



MOMENTS THAT MOVE YOU

Spaces That Breathe

This is where morning sails begin from your private berth, where the water's edge hosts open-air performances, and wellness retreats unfold beneath the sky. The everyday blends into the extraordinary - crafted spaces that stir the senses, designed not only to be seen but to be felt. Whether it's the quiet hum of a tucked-away lounge or the energy of a vibrant promenade, every moment has been thought through, down to the last sunset.



A LANDMARK OF FIRSTS

On the Coastline

Sobha Aquamont grants access to 11 kilometers of uninterrupted shoreline with 7 kilometers of seamless beach and beach parks to all making it one of the longest beachfronts in the region. Perfectly positioned along Umm Al Quwain's evolving coast, its scale and ambition set it apart as a once-in-a-generation opportunity, remarkable in potential.

The beach park is a standout feature, adding even more value with its serene spaces to rejuvenate and reconnect with nature.





Every Corner Invites
A NEW RITUAL

From serene beachfront lounges to lush parks and vibrant promenades, every element within the development is curated to elevate your lifestyle. Residents can enjoy tranquil mornings by the water, energize in state-of-the-art wellness spaces, or gather with loved ones in beautifully landscaped social zones.













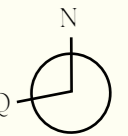
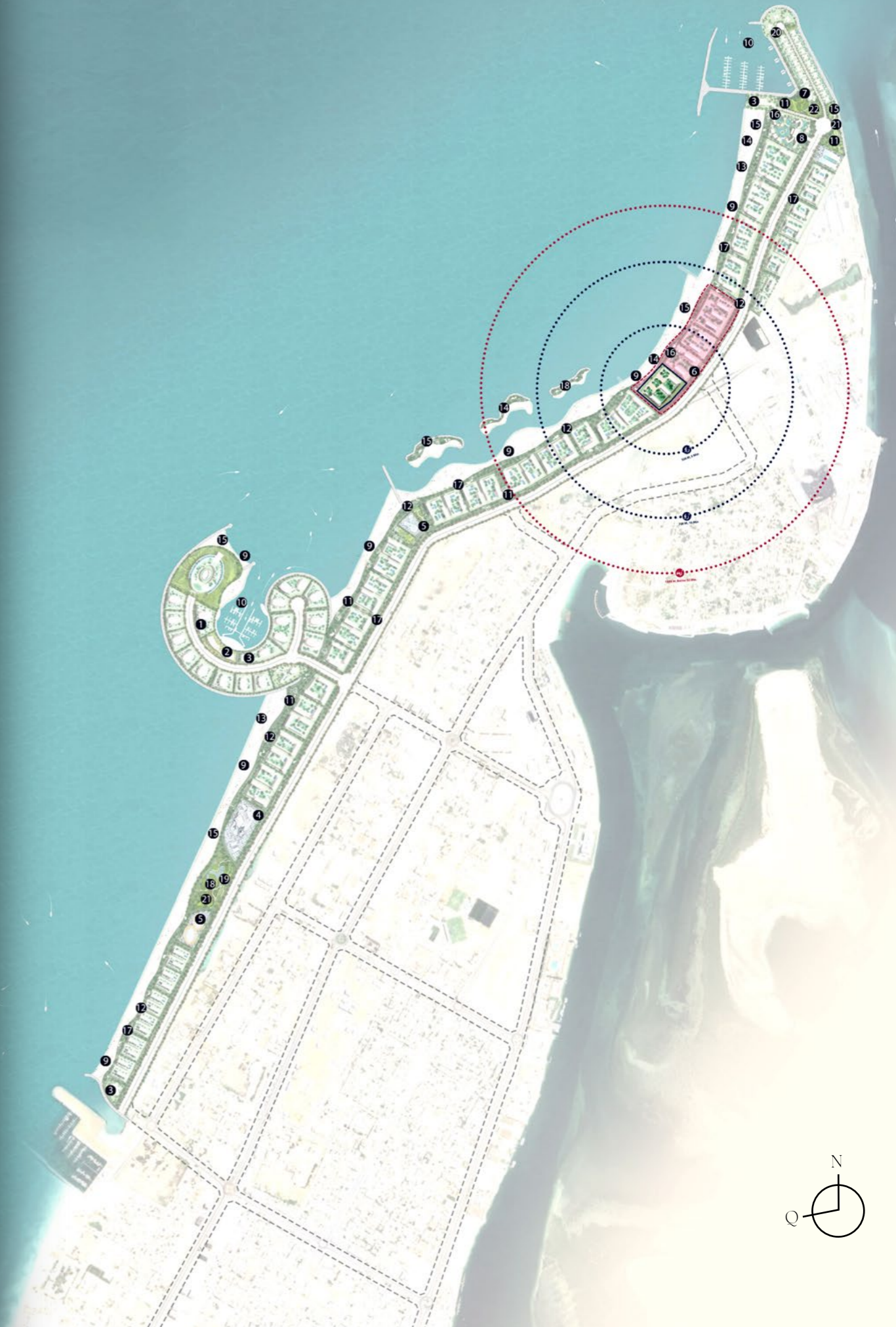




MASTER PLAN



DOWNTOWN | SOBHA
UMM AL QUWAIN | REALTY



SITE PLAN

EXPERIENCES CURATED

to stay with you

- | | | |
|-----------------------------------|--------------------------|-----------------------------|
| ① Entrance to podium | ⑩ Foosball tables | ⑲ Fragrant garden |
| ② Feature sculpture | ⑪ Outdoor fitness | ⑳ Zen garden with yoga deck |
| ③ Swimming pool | ⑫ Kids play area | ㉑ BBQ deck |
| ④ Wet bed | ⑬ Teenagers play area | ㉒ Jungle trail |
| ⑤ Submerged seating with sea view | ⑭ Activities lawn | ㉓ Picnic lawn |
| ⑥ Pool Jacuzzi | ⑮ Sitting deck | ㉔ Outdoor cinema |
| ⑦ Pool deck | ⑯ Outdoor lounge | ㉕ Outdoor amphitheatre |
| ⑧ Kids pool | ⑰ Edible garden | ㉖ Maze garden |
| ⑨ Ping pong tables | ⑱ Shaded relaxation zone | |

SEA



SOBHA
SINIYA ISLAND

CITY



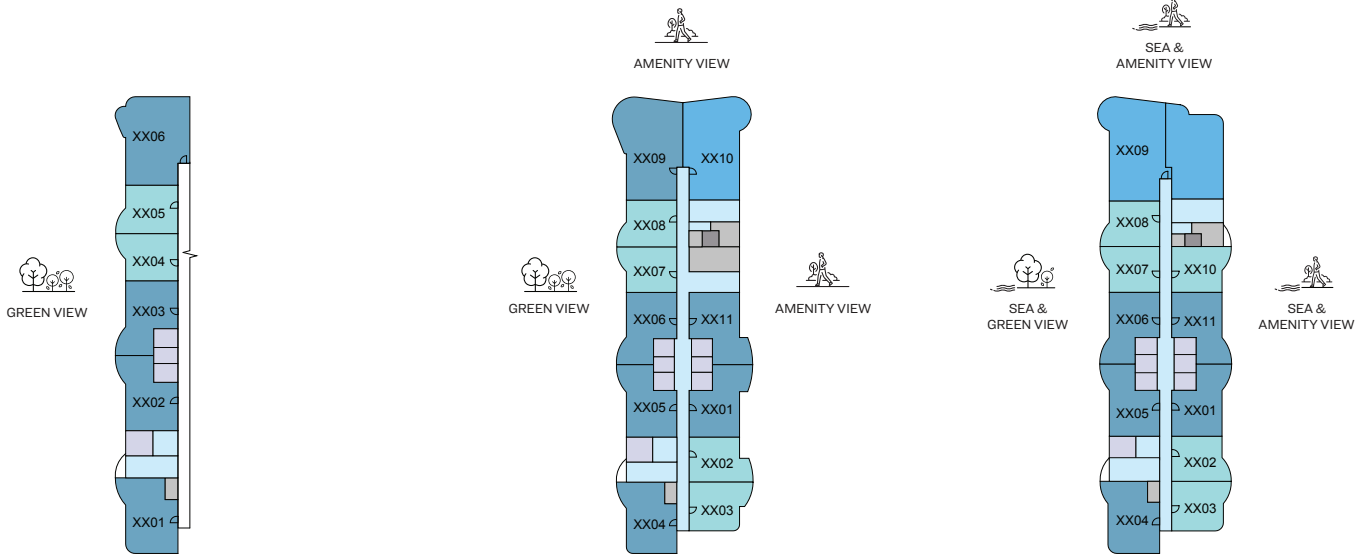


FLOOR PLANS

TOWER A

DOWNTOWN
UMM AL QUWAIN

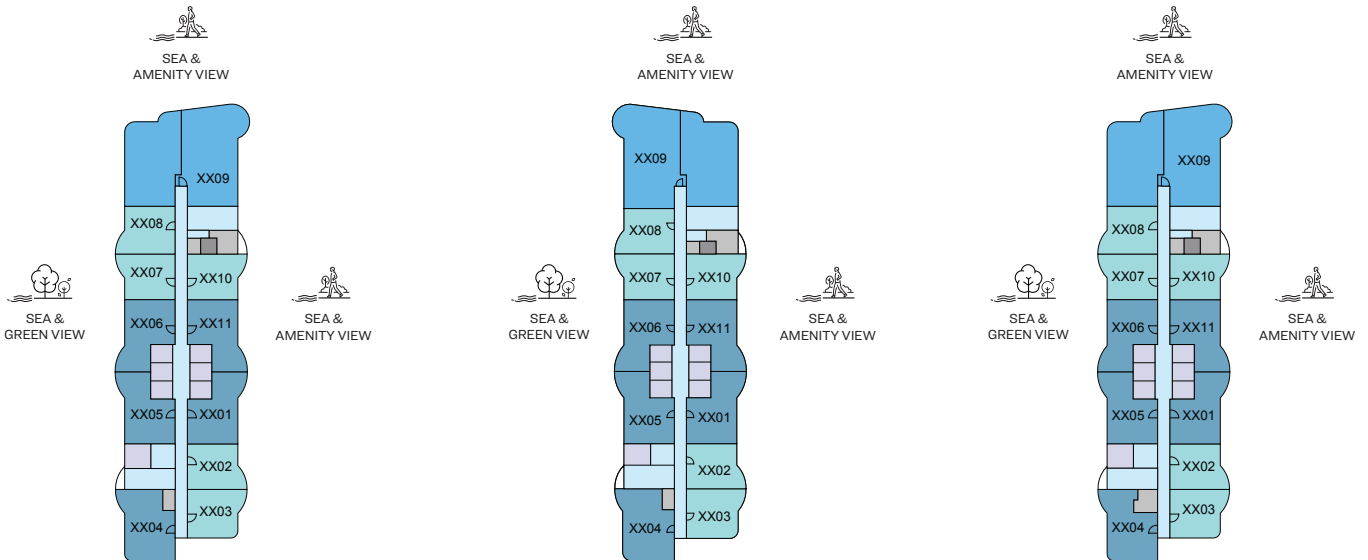
SOBHA
REALTY



PODIUM LEVEL 01 & 02

LEVEL 01

LEVEL 02

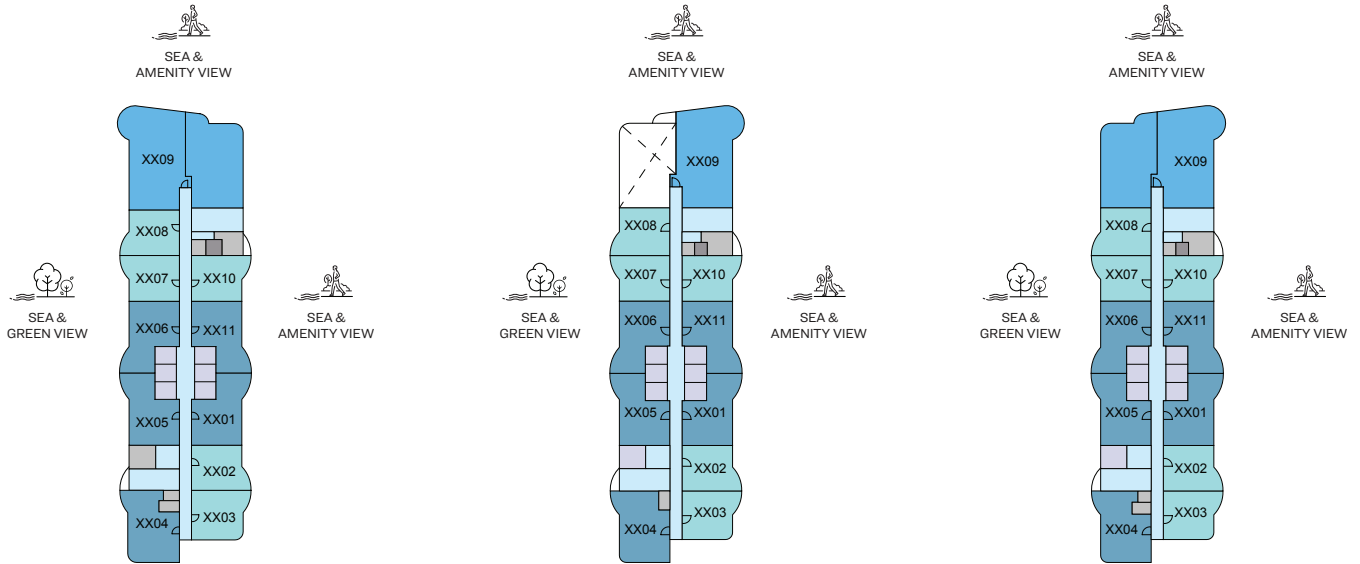


LEVEL 03, 05, 09, 11, 13, 15,
19, 23, 25, 29, 33, 35, 39, 41

LEVEL 04, 06, 10, 12, 14, 16, 18, 20, 22,
24, 26, 28, 30, 32, 34, 36, 38, 40

LEVEL 07, 17, 27, 37

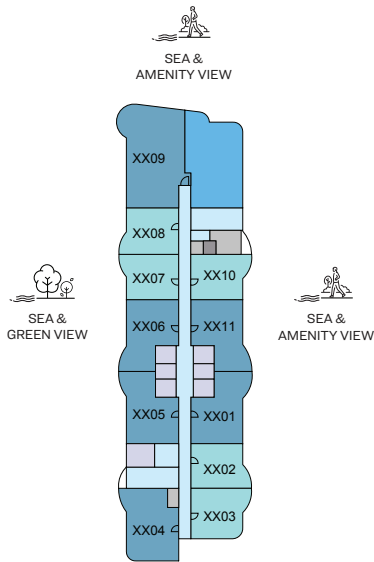




LEVEL 08

LEVEL 21

LEVEL 31



LEVEL 42

- 1 BED UNIT
- 2 BED UNIT
- 3 BED UNIT
- CIRCULATION
- SERVICES
- GARBAGE ROOM
- LIFTS

1

BEDROOM APARTMENT

TYPE A

(with powder room + balcony)

SOBHA AQUAMONT

TOWER A



TOTAL SALEABLE AREA

SUITE RANGE = 478.78 - 478.89 SQ.FT.

BALCONY RANGE = 86.22 - 86.33 SQ.FT.

TOTAL RANGE = 565.10 - 565.21 SQ.FT.

UNIT



List of unit numbers with this unit plan:

VIEWS

Green View

A-P104, A-P204, A-107

Sea & Amenity View

A-202, A-302, A-402, A-502, A-602, A-702, A-802, A-902, A-1002, A-1102, A-1202, A-1302, A-1402, A-1502, A-1602, A-1702, A-1802, A-1902, A-2002, A-2102, A-2202, A-2302, A-2402, A-2502, A-2602, A-2702, A-2802, A-2902, A-3002, A-3102, A-3202, A-3302, A-3402, A-3502, A-3602, A-3702, A-3802, A-3902, A-4002, A-4102, A-4202

Sea & Green View

A-207, A-307, A-407, A-507, A-607, A-707, A-807, A-907, A-1007, A-1107, A-1207, A-1307, A-1407, A-1507, A-1607, A-1707, A-1807, A-1907, A-2007, A-2107, A-2207, A-2307, A-2407, A-2507, A-2607, A-2707, A-2807, A-2907, A-3007, A-3107, A-3207, A-3307, A-3407, A-3507, A-3607, A-3707, A-3807, A-3907, A-4007, A-4107, A-4207

DISCLAIMER: 1. ALL DIMENSIONS ARE IN METRIC, MEASURED TO WALL. 2. ALL DIMENSIONS & DRAWINGS ARE APPROXIMATE. 3. ACTUAL AREA MAY VARY FROM THE STATED AREA. 4. DRAWING ARE NOT TO SCALE. 5. LAYOUT REPRESENTATION AND IMAGES ARE FOR ILLUSTRATIVE PURPOSES ONLY AND MAY NOT REPRESENT THE ACTUAL SIZE, FEATURES, SPECIFICATIONS FOR KITCHEN FIXTURES, APPLIANCES, FITTINGS, FURNITURE OR FURNISHINGS AND FACADE. ACTUAL PRODUCTS AND DETAILS MAY VARY. 6. THE DEVELOPER RESERVES THE RIGHT TO MAKE REVISIONS/ ALTERATIONS, AT ITS ABSOLUTE DISCRETION, WITHOUT PRIOR INTIMATION OR ANY LIABILITY WHATSOEVER.

1

BEDROOM APARTMENT

TYPE A

(with powder room + balcony)

SOBHA AQUAMONT

TOWER A



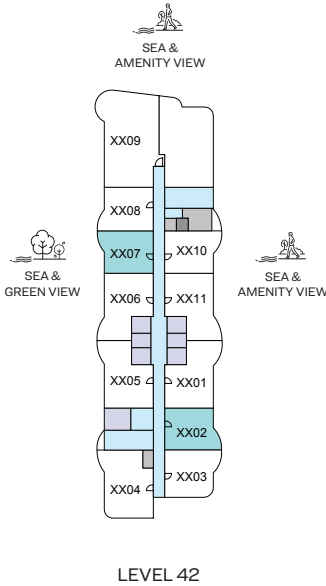
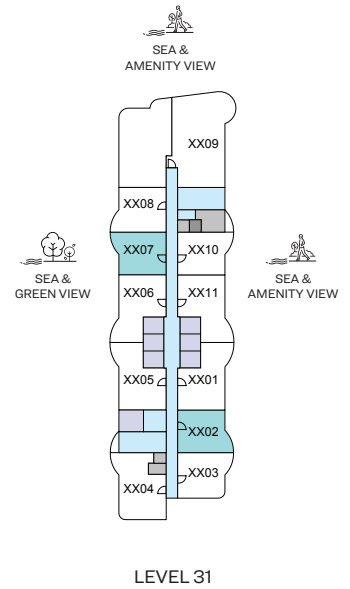
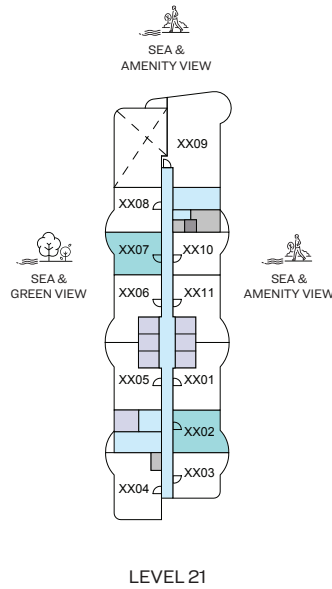
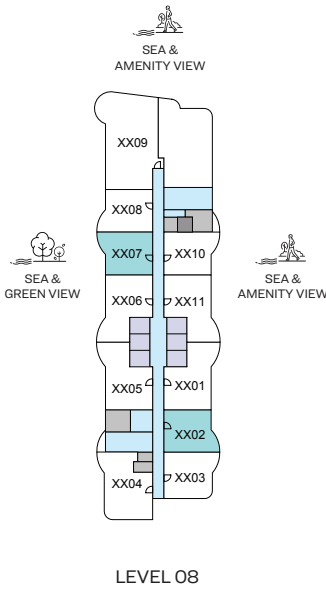
TOTAL SALEABLE AREA

SUITE RANGE = 478.78 - 478.89 SQ.FT.

BALCONY RANGE = 86.22 - 86.33 SQ.FT.

TOTAL RANGE = 565.10 - 565.21 SQ.FT.

UNIT



List of unit numbers with this unit plan:

VIEWS

Green View

A-P104, A-P204, A-107

Sea & Amenity View

A-202, A-302, A-402, A-502, A-602, A-702, A-802, A-902, A-1002, A-1102, A-1202, A-1302, A-1402, A-1502, A-1602, A-1702, A-1802, A-1902, A-2002, A-2102, A-2202, A-2302, A-2402, A-2502, A-2602, A-2702, A-2802, A-2902, A-3002, A-3102, A-3202, A-3302, A-3402, A-3502, A-3602, A-3702, A-3802, A-3902, A-4002, A-4102, A-4202

Sea & Green View

A-207, A-307, A-407, A-507, A-607, A-707, A-807, A-907, A-1007, A-1107, A-1207, A-1307, A-1407, A-1507, A-1607, A-1707, A-1807, A-1907, A-2007, A-2107, A-2207, A-2307, A-2407, A-2507, A-2607, A-2707, A-2807, A-2907, A-3007, A-3107, A-3207, A-3307, A-3407, A-3507, A-3607, A-3707, A-3807, A-3907, A-4007, A-4107, A-4207

DISCLAIMER: 1. ALL DIMENSIONS ARE IN METRIC, MEASURED TO WALL. 2. ALL DIMENSIONS & DRAWINGS ARE APPROXIMATE. 3. ACTUAL AREA MAY VARY FROM THE STATED AREA. 4. DRAWING ARE NOT TO SCALE. 5. LAYOUT REPRESENTATION AND IMAGES ARE FOR ILLUSTRATIVE PURPOSES ONLY AND MAY NOT REPRESENT THE ACTUAL SIZE, FEATURES, SPECIFICATIONS FOR KITCHEN FIXTURES, APPLIANCES, FITTINGS, FURNITURE OR FURNISHINGS AND FACADE. ACTUAL PRODUCTS AND DETAILS MAY VARY. 6. THE DEVELOPER RESERVES THE RIGHT TO MAKE REVISIONS/ ALTERATIONS, AT ITS ABSOLUTE DISCRETION, WITHOUT PRIOR INTIMATION OR ANY LIABILITY WHATSOEVER.

1

BEDROOM APARTMENT

TYPE A

(with powder room + balcony)

SOBHA AQUAMONT

TOWER A

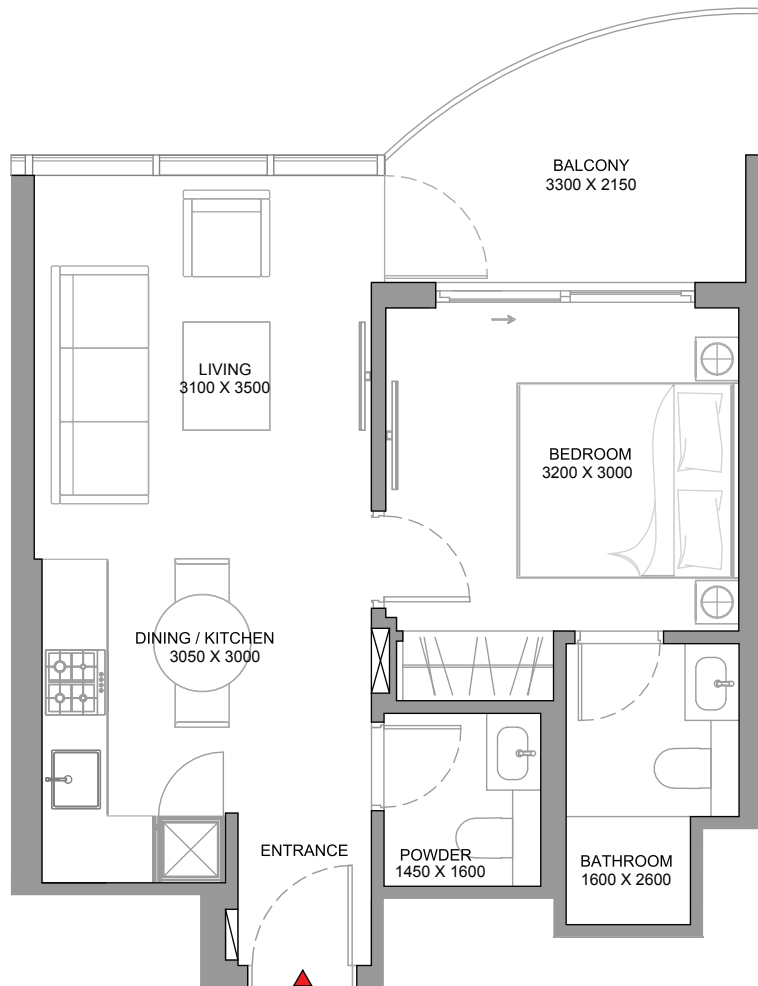


TOTAL SALEABLE AREA

SUITE RANGE = 478.78 - 478.89 SQ.FT.

BALCONY RANGE = 86.22 - 86.33 SQ.FT.

TOTAL RANGE = 565.10 - 565.21 SQ.FT.



List of unit numbers with this unit plan:

VIEWS

Green View

A-P104, A-P204, A-107

Sea & Amenity View

A-202, A-302, A-402, A-502, A-602, A-702, A-802, A-902, A-1002, A-1102, A-1202, A-1302, A-1402, A-1502, A-1602, A-1702, A-1802, A-1902, A-2002, A-2102, A-2202, A-2302, A-2402, A-2502, A-2602, A-2702, A-2802, A-2902, A-3002, A-3102, A-3202, A-3302, A-3402, A-3502, A-3602, A-3702, A-3802, A-3902, A-4002, A-4102, A-4202

Sea & Green View

A-207, A-307, A-407, A-507, A-607, A-707, A-807, A-907, A-1007, A-1107, A-1207, A-1307, A-1407, A-1507, A-1607, A-1707, A-1807, A-1907, A-2007, A-2107, A-2207, A-2307, A-2407, A-2507, A-2607, A-2707, A-2807, A-2907, A-3007, A-3107, A-3207, A-3307, A-3407, A-3507, A-3607, A-3707, A-3807, A-3907, A-4007, A-4107, A-4207

DISCLAIMER: 1. ALL DIMENSIONS ARE IN METRIC, MEASURED TO WALL. 2. ALL DIMENSIONS & DRAWINGS ARE APPROXIMATE. 3. ACTUAL AREA MAY VARY FROM THE STATED AREA. 4. DRAWING ARE NOT TO SCALE. 5. LAYOUT REPRESENTATION AND IMAGES ARE FOR ILLUSTRATIVE PURPOSES ONLY AND MAY NOT REPRESENT THE ACTUAL SIZE, FEATURES, SPECIFICATIONS FOR KITCHEN FIXTURES, APPLIANCES, FITTINGS, FURNITURE OR FURNISHINGS AND FACADE. ACTUAL PRODUCTS AND DETAILS MAY VARY. 6. THE DEVELOPER RESERVES THE RIGHT TO MAKE REVISIONS/ ALTERATIONS, AT ITS ABSOLUTE DISCRETION, WITHOUT PRIOR INTIMATION OR ANY LIABILITY WHATSOEVER.

1

BEDROOM APARTMENT

TYPE A - VARIANT 1

(with powder room + balcony)

SOBHA AQUAMONT

TOWER A



TOTAL SALEABLE AREA

SUITE RANGE = 479.75 - 481.04 SQ.FT.

BALCONY RANGE = 86.22 - 87.51 SQ.FT.

TOTAL RANGE = 565.97 - 568.55 SQ.FT.

UNIT



List of unit numbers with this unit plan:

VIEWS

Green View

A-P105, A-P205, A-108

Sea & Amenity View

A-210, A-310, A-410, A-510, A-610, A-710, A-810, A-910, A-1010, A-1110, A-1210, A-1310, A-1410, A-1510, A-1610, A-1710, A-1810, A-1910, A-2010, A-2110, A-2210, A-2310, A-2410, A-2510, A-2610, A-2710, A-2810, A-2910, A-3010, A-3110, A-3210, A-3310, A-3410, A-3510, A-3610, A-3710, A-3810, A-3910, A-4010, A-4110, A-4210

Sea & Green View

A-208, A-308, A-408, A-508, A-608, A-708, A-808, A-908, A-1008, A-1108, A-1208, A-1308, A-1408, A-1508, A-1608, A-1708, A-1808, A-1908, A-2008, A-2108, A-2208, A-2308, A-2408, A-2508, A-2608, A-2708, A-2808, A-2908, A-3008, A-3108, A-3208, A-3308, A-3408, A-3508, A-3608, A-3708, A-3808, A-3908, A-4008, A-4108, A-4208

1

BEDROOM APARTMENT

TYPE A - VARIANT 1

(with powder room + balcony)

SOBHA AQUAMONT

TOWER A



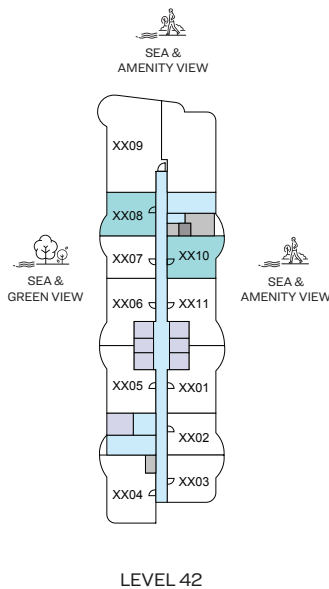
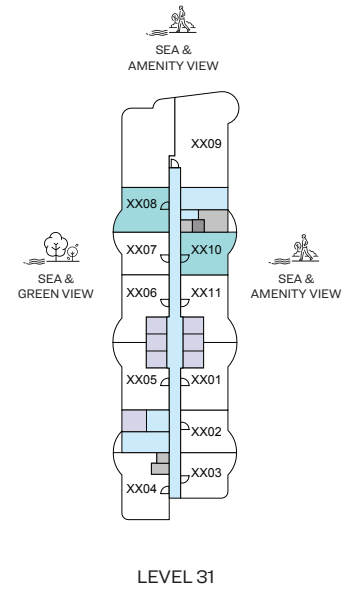
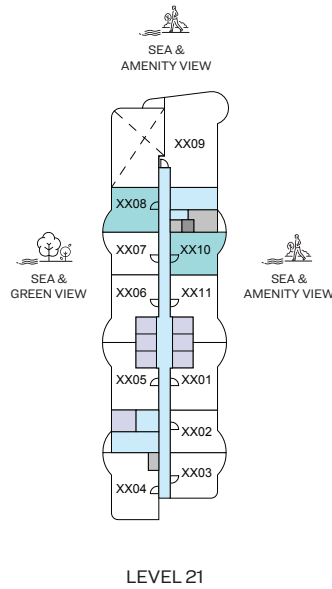
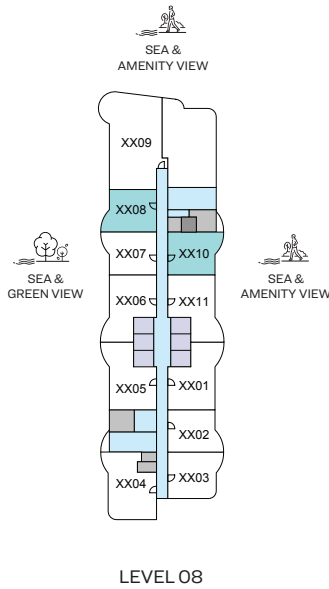
TOTAL SALEABLE AREA

SUITE RANGE = 479.75 - 481.04 SQ.FT.

BALCONY RANGE = 86.22 - 87.51 SQ.FT.

TOTAL RANGE = 565.97 - 568.55 SQ.FT.

UNIT



List of unit numbers with this unit plan:

VIEWS

Green View

A-P105, A-P205, A-108

Sea & Amenity View

A-210, A-310, A-410, A-510, A-610, A-710, A-810, A-910, A-1010, A-1110, A-1210, A-1310, A-1410, A-1510, A-1610, A-1710, A-1810, A-1910, A-2010, A-2110, A-2210, A-2310, A-2410, A-2510, A-2610, A-2710, A-2810, A-2910, A-3010, A-3110, A-3210, A-3310, A-3410, A-3510, A-3610, A-3710, A-3810, A-3910, A-4010, A-4110, A-4210

Sea & Green View

A-208, A-308, A-408, A-508, A-608, A-708, A-808, A-908, A-1008, A-1108, A-1208, A-1308, A-1408, A-1508, A-1608, A-1708, A-1808, A-1908, A-2008, A-2108, A-2208, A-2308, A-2408, A-2508, A-2608, A-2708, A-2808, A-2908, A-3008, A-3108, A-3208, A-3308, A-3408, A-3508, A-3608, A-3708, A-3808, A-3908, A-4008, A-4108, A-4208

1

BEDROOM APARTMENT

TYPE A - VARIANT 1

(with powder room + balcony)

SOBHA AQUAMONT

TOWER A

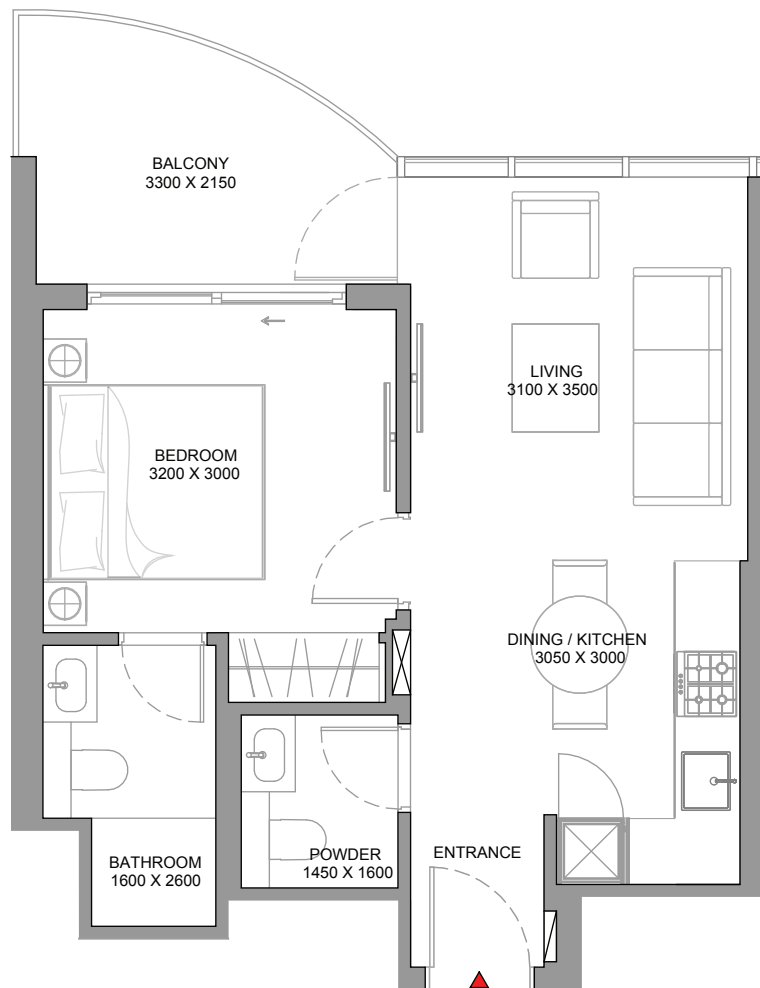


TOTAL SALEABLE AREA

SUITE RANGE = 479.75 - 481.04 SQ.FT.

BALCONY RANGE = 86.22 - 87.51 SQ.FT.

TOTAL RANGE = 565.97 - 568.55 SQ.FT.



List of unit numbers with this unit plan:

VIEWS

Green View

A-P105, A-P205, A-108

Sea & Amenity View

A-210, A-310, A-410, A-510, A-610, A-710, A-810, A-910, A-1010, A-1110, A-1210, A-1310, A-1410, A-1510, A-1610, A-1710, A-1810, A-1910, A-2010, A-2110, A-2210, A-2310, A-2410, A-2510, A-2610, A-2710, A-2810, A-2910, A-3010, A-3110, A-3210, A-3310, A-3410, A-3510, A-3610, A-3710, A-3810, A-3910, A-4010, A-4110, A-4210

Sea & Green View

A-208, A-308, A-408, A-508, A-608, A-708, A-808, A-908, A-1008, A-1108, A-1208, A-1308, A-1408, A-1508, A-1608, A-1708, A-1808, A-1908, A-2008, A-2108, A-2208, A-2308, A-2408, A-2508, A-2608, A-2708, A-2808, A-2908, A-3008, A-3108, A-3208, A-3308, A-3408, A-3508, A-3608, A-3708, A-3808, A-3908, A-4008, A-4108, A-4208

DISCLAIMER: 1. ALL DIMENSIONS ARE IN METRIC, MEASURED TO WALL. 2. ALL DIMENSIONS & DRAWINGS ARE APPROXIMATE. 3. ACTUAL AREA MAY VARY FROM THE STATED AREA. 4. DRAWING ARE NOT TO SCALE. 5. LAYOUT REPRESENTATION AND IMAGES ARE FOR ILLUSTRATIVE PURPOSES ONLY AND MAY NOT REPRESENT THE ACTUAL SIZE, FEATURES, SPECIFICATIONS FOR KITCHEN FIXTURES, APPLIANCES, FITTINGS, FURNITURE OR FURNISHINGS AND FACADE. ACTUAL PRODUCTS AND DETAILS MAY VARY. 6. THE DEVELOPER RESERVES THE RIGHT TO MAKE REVISIONS/ ALTERATIONS, AT ITS ABSOLUTE DISCRETION, WITHOUT PRIOR INTIMATION OR ANY LIABILITY WHATSOEVER.

1

BEDROOM APARTMENT

TYPE B

(with powder room + yard)

TOTAL SALEABLE AREA

SUITE = 494.39 SQ.FT.

YARD = 106.67 SQ.FT.

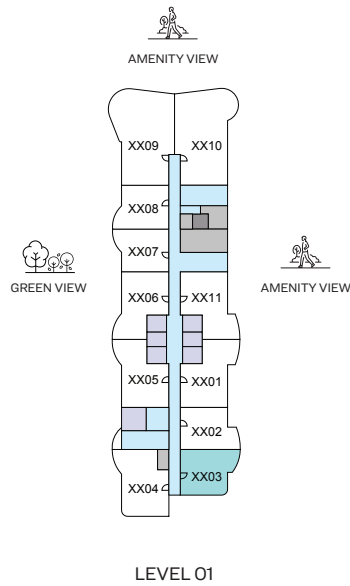
TOTAL = 601.06 SQ.FT.

SOBHA AQUAMONT

TOWER A



UNIT



List of unit numbers with this unit plan:

VIEWS

Amenity View

A-103

DISCLAIMER: 1. ALL DIMENSIONS ARE IN METRIC, MEASURED TO WALL. 2. ALL DIMENSIONS & DRAWINGS ARE APPROXIMATE. 3. ACTUAL AREA MAY VARY FROM THE STATED AREA. 4. DRAWING ARE NOT TO SCALE. 5. LAYOUT REPRESENTATION AND IMAGES ARE FOR ILLUSTRATIVE PURPOSES ONLY AND MAY NOT REPRESENT THE ACTUAL SIZE, FEATURES, SPECIFICATIONS FOR KITCHEN FIXTURES, APPLIANCES, FITTINGS, FURNITURE OR FURNISHINGS AND FACADE. ACTUAL PRODUCTS AND DETAILS MAY VARY. 6. THE DEVELOPER RESERVES THE RIGHT TO MAKE REVISIONS/ ALTERATIONS, AT ITS ABSOLUTE DISCRETION, WITHOUT PRIOR INTIMATION OR ANY LIABILITY WHATSOEVER.

1

BEDROOM
APARTMENT

TYPE B

(with powder room + yard)

SOBHA AQUAMONT

TOWER A

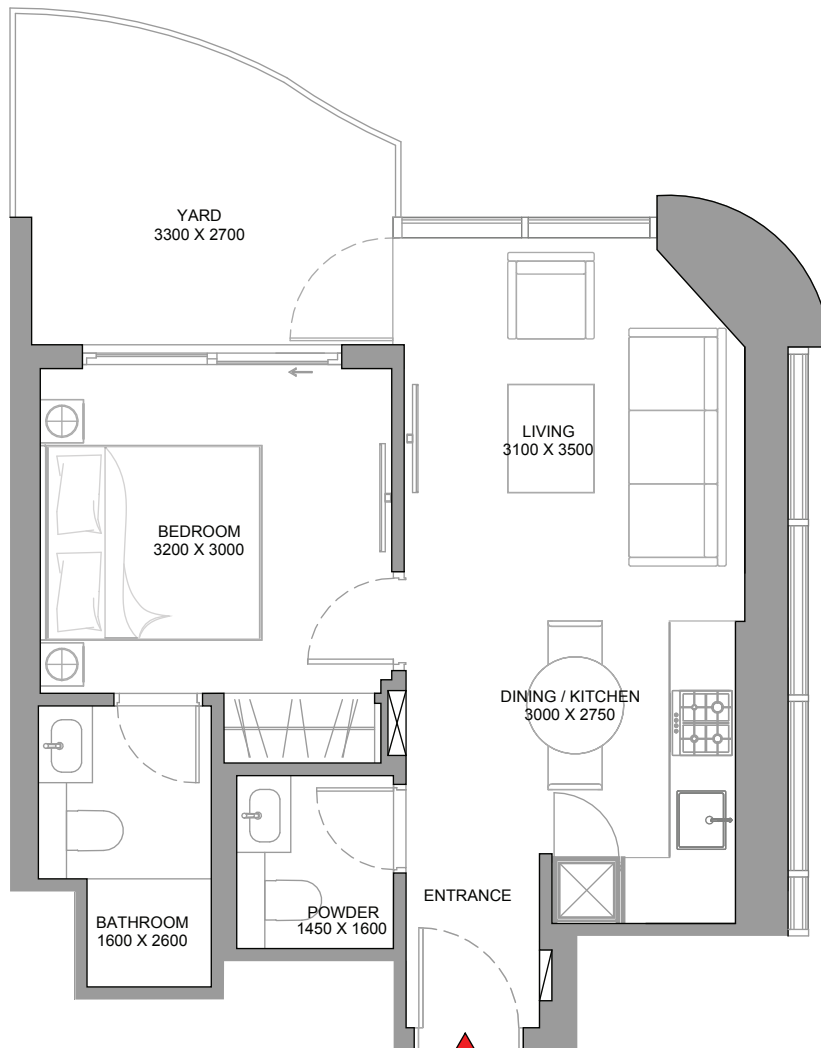


TOTAL SALEABLE AREA

SUITE = 494.39 SQ.FT.

YARD = 106.67 SQ.FT.

TOTAL = 601.06 SQ.FT.



List of unit numbers with this unit plan:

VIEWS

Amenity View

A-103

DISCLAIMER: 1. ALL DIMENSIONS ARE IN METRIC, MEASURED TO WALL. 2. ALL DIMENSIONS & DRAWINGS ARE APPROXIMATE. 3. ACTUAL AREA MAY VARY FROM THE STATED AREA. 4. DRAWING ARE NOT TO SCALE. 5. LAYOUT REPRESENTATION AND IMAGES ARE FOR ILLUSTRATIVE PURPOSES ONLY AND MAY NOT REPRESENT THE ACTUAL SIZE, FEATURES, SPECIFICATIONS FOR KITCHEN FIXTURES, APPLIANCES, FITTINGS, FURNITURE OR FURNISHINGS AND FACADE. ACTUAL PRODUCTS AND DETAILS MAY VARY. 6. THE DEVELOPER RESERVES THE RIGHT TO MAKE REVISIONS/ ALTERATIONS, AT ITS ABSOLUTE DISCRETION, WITHOUT PRIOR INTIMATION OR ANY LIABILITY WHATSOEVER.

DOWNTOWN | SOBHA
UMM AL QUWAIN | REALTY

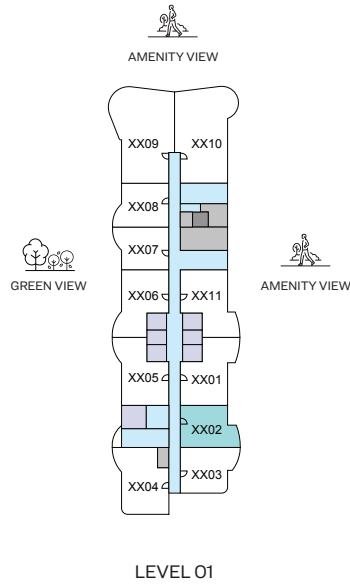
1 BEDROOM APARTMENT
TYPE C
 (with powder room + yard)

TOTAL SALEABLE AREA
 SUITE = 478.89 SQ.FT.
 YARD = 115.82 SQ.FT.
 TOTAL = 594.71 SQ.FT.

SOBHA AQUAMONT
TOWER A



UNIT



List of unit numbers with this unit plan:

VIEWS

Amenity View
 A-102

DISCLAIMER: 1. ALL DIMENSIONS ARE IN METRIC, MEASURED TO WALL. 2. ALL DIMENSIONS & DRAWINGS ARE APPROXIMATE. 3. ACTUAL AREA MAY VARY FROM THE STATED AREA. 4. DRAWING ARE NOT TO SCALE. 5. LAYOUT REPRESENTATION AND IMAGES ARE FOR ILLUSTRATIVE PURPOSES ONLY AND MAY NOT REPRESENT THE ACTUAL SIZE, FEATURES, SPECIFICATIONS FOR KITCHEN FIXTURES, APPLIANCES, FITTINGS, FURNITURE OR FURNISHINGS AND FACADE. ACTUAL PRODUCTS AND DETAILS MAY VARY. 6. THE DEVELOPER RESERVES THE RIGHT TO MAKE REVISIONS/ ALTERATIONS, AT ITS ABSOLUTE DISCRETION, WITHOUT PRIOR INTIMATION OR ANY LIABILITY WHATSOEVER.

1

BEDROOM
APARTMENT

TYPE C

(with powder room + yard)

SOBHA AQUAMONT

TOWER A

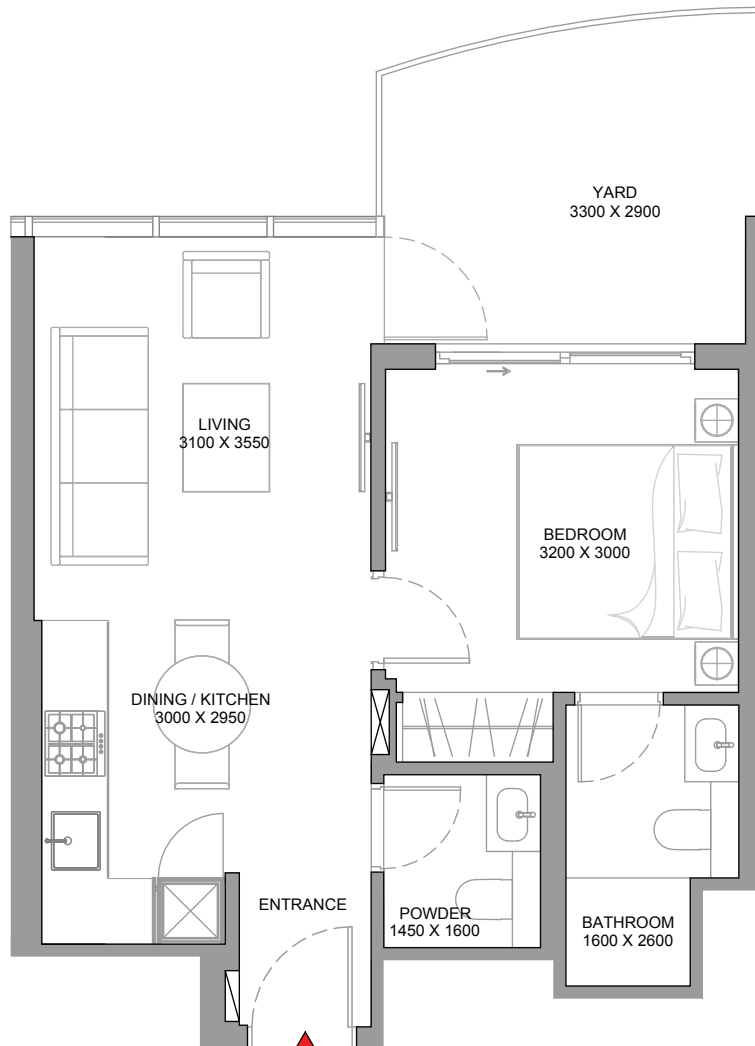


TOTAL SALEABLE AREA

SUITE = 478.89 SQ.FT.

YARD = 115.82 SQ.FT.

TOTAL = 594.71 SQ.FT.



List of unit numbers with this unit plan:

VIEWS

Amenity View

A-102

DISCLAIMER: 1. ALL DIMENSIONS ARE IN METRIC, MEASURED TO WALL. 2. ALL DIMENSIONS & DRAWINGS ARE APPROXIMATE. 3. ACTUAL AREA MAY VARY FROM THE STATED AREA. 4. DRAWING ARE NOT TO SCALE. 5. LAYOUT REPRESENTATION AND IMAGES ARE FOR ILLUSTRATIVE PURPOSES ONLY AND MAY NOT REPRESENT THE ACTUAL SIZE, FEATURES, SPECIFICATIONS FOR KITCHEN FIXTURES, APPLIANCES, FITTINGS, FURNITURE OR FURNISHINGS AND FACADE. ACTUAL PRODUCTS AND DETAILS MAY VARY. 6. THE DEVELOPER RESERVES THE RIGHT TO MAKE REVISIONS/ ALTERATIONS, AT ITS ABSOLUTE DISCRETION, WITHOUT PRIOR INTIMATION OR ANY LIABILITY WHATSOEVER.

DOWNTOWN | SOBHA
UMM AL QUWAIN | REALTY

1

BEDROOM APARTMENT

TYPE D

(with powder room + balcony)

SOBHA AQUAMONT

TOWER A



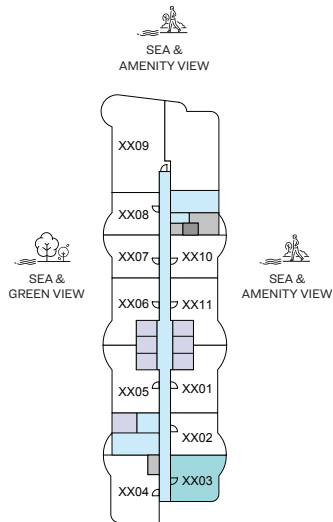
TOTAL SALEABLE AREA

SUITE = 494.49 SQ.FT.

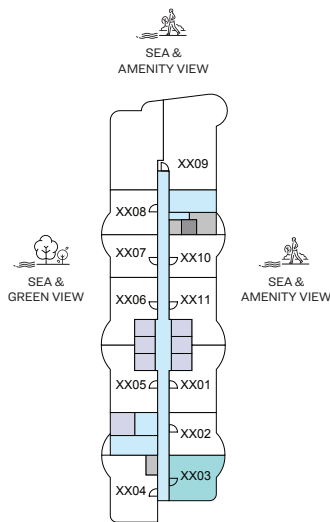
BALCONY = 86.22 SQ.FT.

TOTAL = 580.71 SQ.FT.

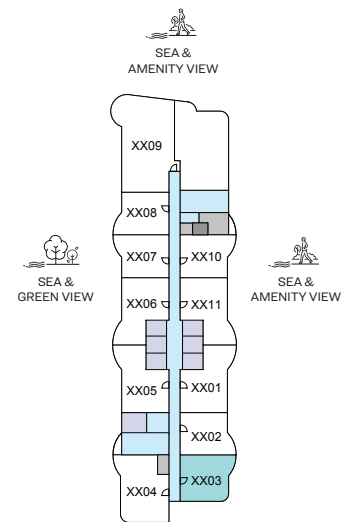
UNIT



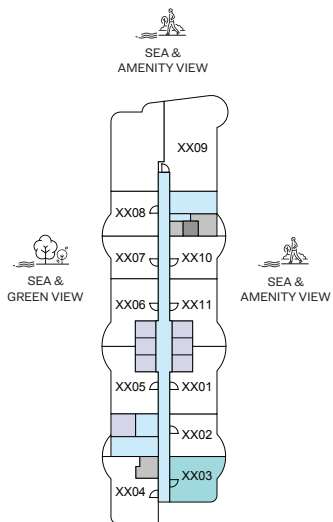
LEVEL 02



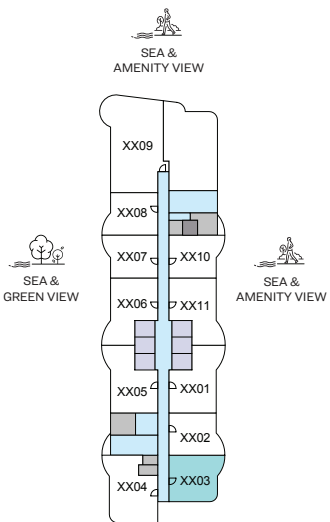
LEVEL 03, 05, 09, 11, 13, 15,
19, 23, 25, 29, 33, 35, 39, 41



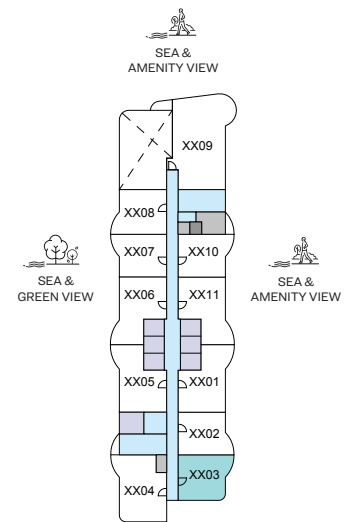
LEVEL 04, 06, 10, 12, 14, 16, 18, 20, 22,
24, 26, 28, 30, 32, 34, 36, 38, 40



LEVEL 07, 17, 27, 37



LEVEL 08



LEVEL 21

VIEWS

Sea & Amenity View

A-203, A-303, A-403, A-503, A-603, A-703, A-803, A-903, A-1003, A-1103, A-1203, A-1303, A-1403, A-1503, A-1603, A-1703, A-1803, A-1903, A-2003, A-2103, A-2203, A-2303, A-2403, A-2503, A-2603, A-2703, A-2803, A-2903, A-3003, A-3103, A-3203, A-3303, A-3403, A-3503, A-3603, A-3703, A-3803, A-3903, A-4003, A-4103, A-4203

1

BEDROOM APARTMENT

TYPE D

(with powder room + balcony)

TOTAL SALEABLE AREA

SUITE = 494.49 SQ.FT.

BALCONY = 86.22 SQ.FT.

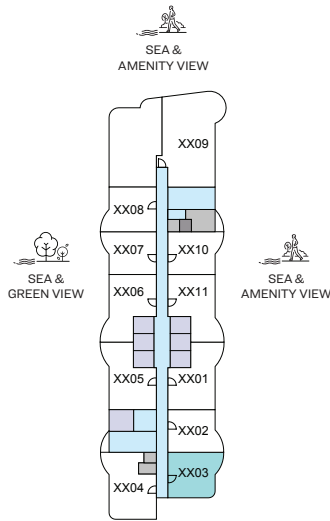
TOTAL = 580.71 SQ.FT.

SOBHA AQUAMONT

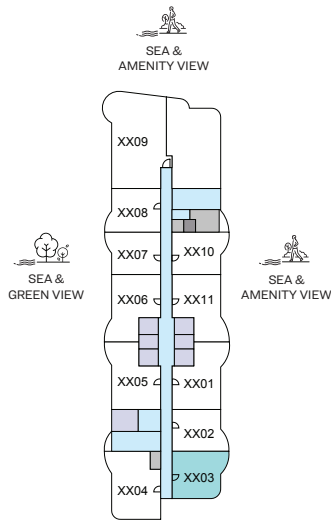
TOWER A



UNIT



LEVEL 31



LEVEL 42

VIEWS

Sea & Amenity View

A-203, A-303, A-403, A-503, A-603, A-703, A-803, A-903, A-1003, A-1103, A-1203, A-1303, A-1403, A-1503, A-1603, A-1703, A-1803, A-1903, A-2003, A-2103, A-2203, A-2303, A-2403, A-2503, A-2603, A-2703, A-2803, A-2903, A-3003, A-3103, A-3203, A-3303, A-3403, A-3503, A-3603, A-3703, A-3803, A-3903, A-4003, A-4103, A-4203

1

BEDROOM
APARTMENT

TYPE D

(with powder room + balcony)

SOBHA AQUAMONT

TOWER A

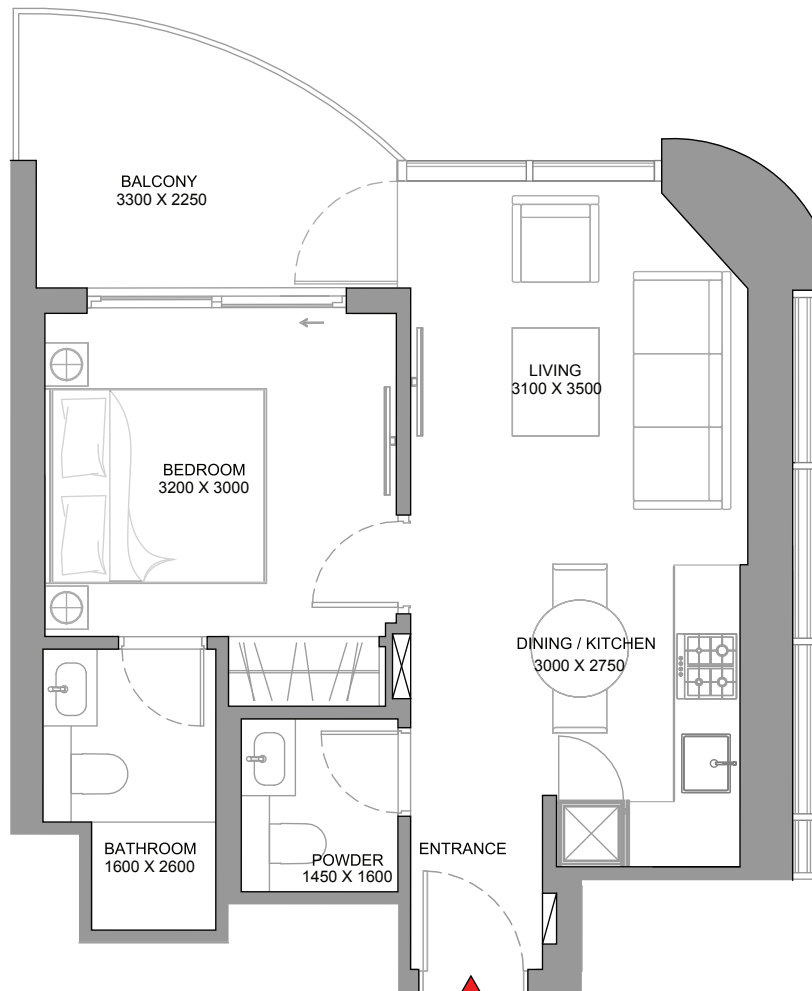


TOTAL SALEABLE AREA

SUITE = 494.49 SQ.FT.

BALCONY = 86.22 SQ.FT.

TOTAL = 580.71 SQ.FT.



VIEWS

Sea & Amenity View

A-203, A-303, A-403, A-503, A-603, A-703, A-803, A-903, A-1003, A-1103, A-1203, A-1303, A-1403, A-1503, A-1603, A-1703, A-1803, A-1903, A-2003, A-2103, A-2203, A-2303, A-2403, A-2503, A-2603, A-2703, A-2803, A-2903, A-3003, A-3103, A-3203, A-3303, A-3403, A-3503, A-3603, A-3703, A-3803, A-3903, A-4003, A-4103, A-4203

DISCLAIMER: 1. ALL DIMENSIONS ARE IN METRIC, MEASURED TO WALL. 2. ALL DIMENSIONS & DRAWINGS ARE APPROXIMATE. 3. ACTUAL AREA MAY VARY FROM THE STATED AREA. 4. DRAWING ARE NOT TO SCALE. 5. LAYOUT REPRESENTATION AND IMAGES ARE FOR ILLUSTRATIVE PURPOSES ONLY AND MAY NOT REPRESENT THE ACTUAL SIZE, FEATURES, SPECIFICATIONS FOR KITCHEN FIXTURES, APPLIANCES, FITTINGS, FURNITURE OR FURNISHINGS AND FACADE. ACTUAL PRODUCTS AND DETAILS MAY VARY. 6. THE DEVELOPER RESERVES THE RIGHT TO MAKE REVISIONS/ ALTERATIONS, AT ITS ABSOLUTE DISCRETION, WITHOUT PRIOR INTIMATION OR ANY LIABILITY WHATSOEVER.

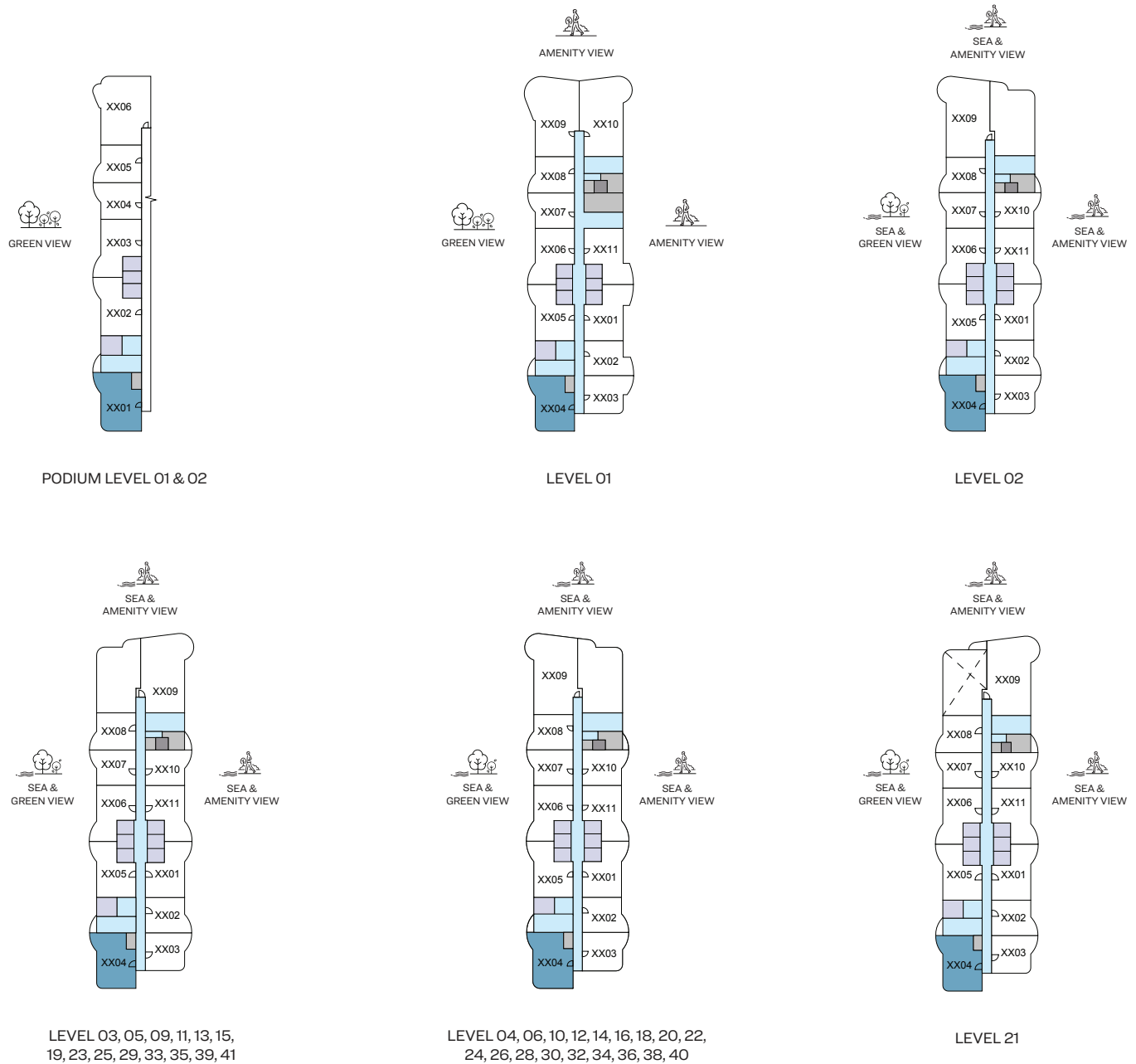
2 BEDROOM APARTMENT TYPE A (with powder room + balcony)

TOTAL SALEABLE AREA
SUITE RANGE = 680.82 - 690.50 SQ.FT.
BALCONY = 86.54 SQ.FT.
TOTAL RANGE = 767.36 - 777.05 SQ.FT.

SOBHA AQUAMONT TOWER A



UNIT



List of unit numbers with this unit plan:

VIEWS

Green View

A-P101, A-P201, A-104

Sea & Green View

A-204, A-304, A-404, A-504, A-604, A-904, A-1004, A-1104, A-1204, A-1304, A-1404, A-1504, A-1604, A-1804, A-1904, A-2004, A-2104, A-2204, A-2304, A-2404, A-2504, A-2604, A-2804, A-2904, A-3004, A-3204, A-3304, A-3404, A-3504, A-3604, A-3804, A-3904, A-4004, A-4104, A-4204

2 BEDROOM APARTMENT TYPE A (with powder room + balcony)

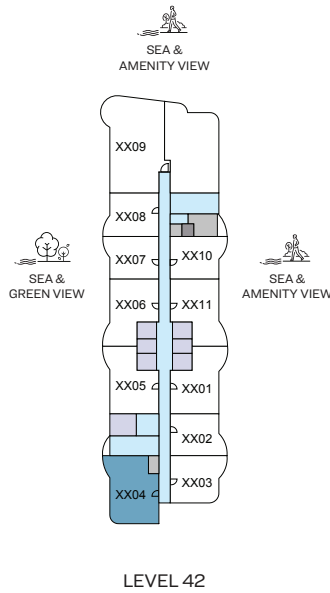
TOTAL SALEABLE AREA

SUITE RANGE = 680.82 - 690.50 SQ.FT.
BALCONY = 86.54 SQ.FT.
TOTAL RANGE = 767.36 - 777.05 SQ.FT.

SOBHA AQUAMONT TOWER A



UNIT



List of unit numbers with this unit plan:

VIEWS

Green View

A-P101, A-P201, A-104

Sea & Green View

A-204, A-304, A-404, A-504, A-604, A-904, A-1004, A-1104, A-1204, A-1304, A-1404, A-1504, A-1604, A-1804, A-1904, A-2004, A-2104, A-2204, A-2304, A-2404, A-2504, A-2604, A-2804, A-2904, A-3004, A-3204, A-3304, A-3404, A-3504, A-3604, A-3804, A-3904, A-4004, A-4104, A-4204

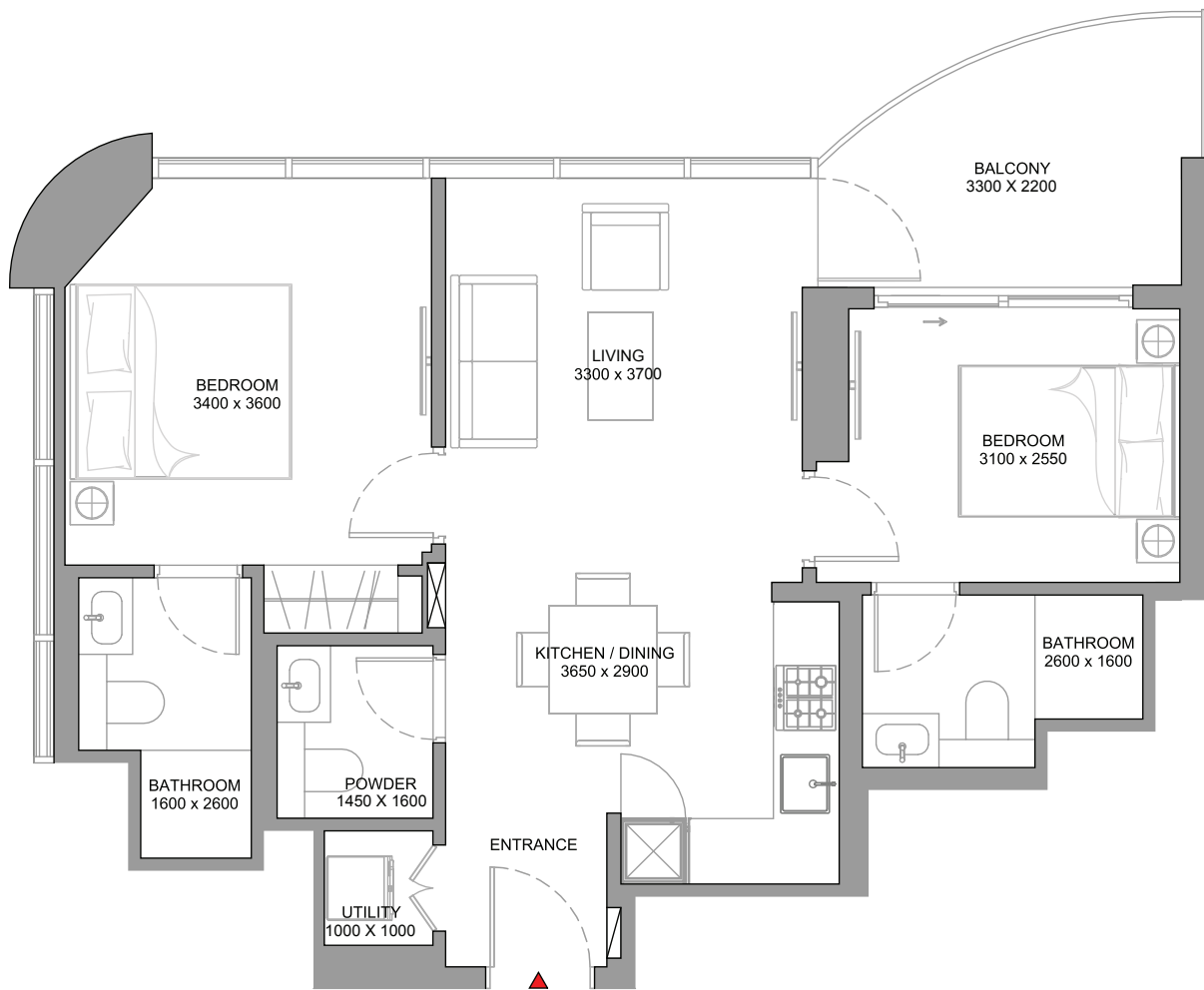
2 BEDROOM APARTMENT TYPE A (with powder room + balcony)

SOBHA AQUAMONT TOWER A



TOTAL SALEABLE AREA

SUITE RANGE = 680.82 - 690.50 SQ.FT.
BALCONY = 86.54 SQ.FT.
TOTAL RANGE = 767.36 - 777.05 SQ.FT.



List of unit numbers with this unit plan:

VIEWS

Green View

A-P101, A-P201, A-104

Sea & Green View

A-204, A-304, A-404, A-504, A-604, A-904, A-1004, A-1104, A-1204, A-1304, A-1404, A-1504, A-1604, A-1804, A-1904, A-2004, A-2104, A-2204, A-2304, A-2404, A-2504, A-2604, A-2804, A-2904, A-3004, A-3204, A-3304, A-3404, A-3504, A-3604, A-3804, A-3904, A-4004, A-4104, A-4204

2 BEDROOM APARTMENT TYPE B (with balcony)

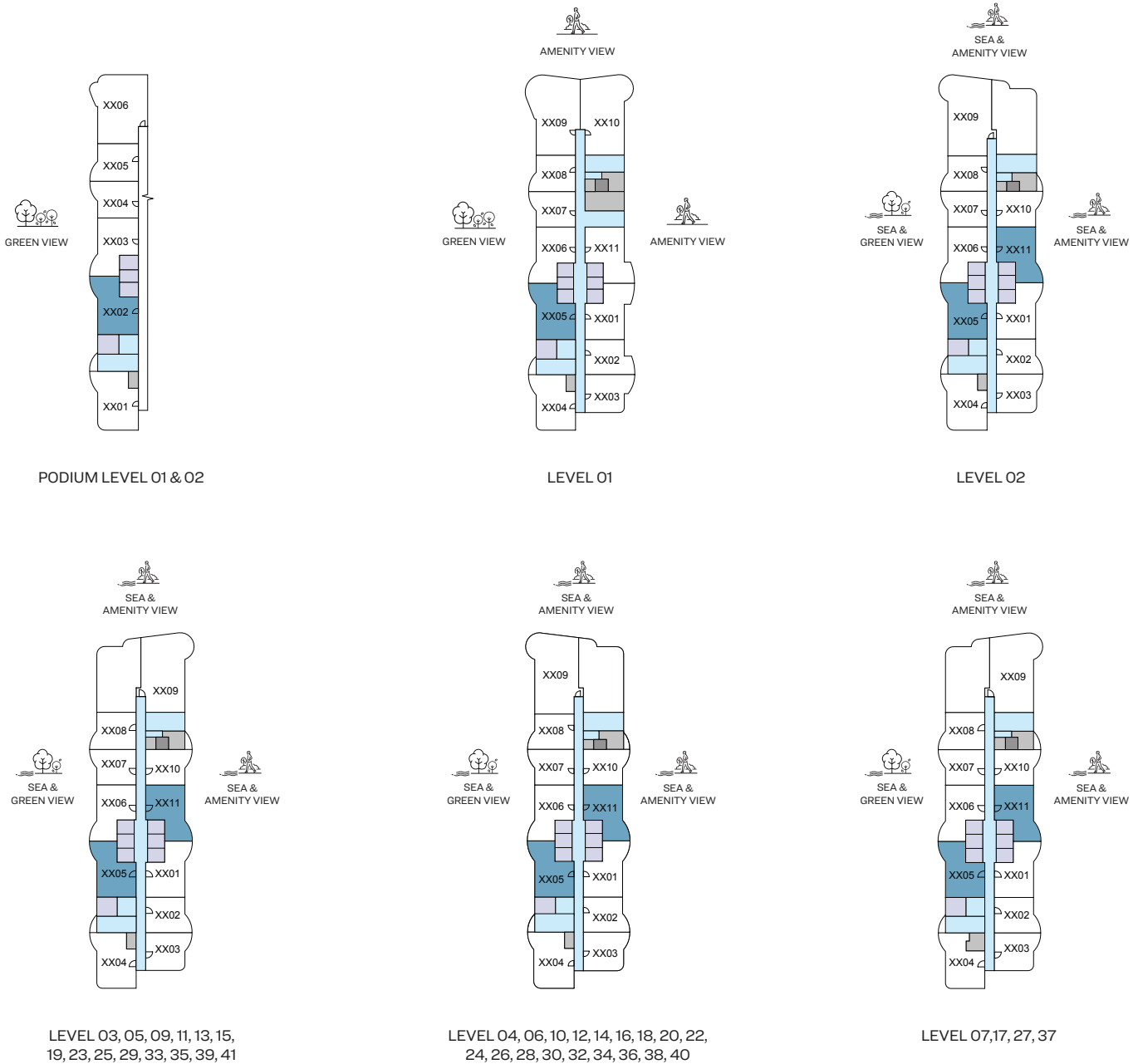
TOTAL SALEABLE AREA

SUITE RANGE = 634.10 - 643.68 SQ.FT.
BALCONY RANGE = 97.74 - 97.84 SQ.FT.
TOTAL RANGE = 731.84 - 741.42 SQ.FT.

SOBHA AQUAMONT TOWER A



UNIT



List of unit numbers with this unit plan:

VIEWS

Green View

A-P102, A-P202, A-105

Sea & Amenity View

A-211, A-311, A-411, A-511, A-611, A-711, A-811, A-911, A-1011, A-1111, A-1211, A-1311, A-1411, A-1511, A-1611, A-1711, A-1811, A-1911, A-2011, A-2111, A-2211, A-2311, A-2411, A-2511, A-2611, A-2711, A-2811, A-2911, A-3011, A-3111, A-3211, A-3311, A-3411, A-3511, A-3611, A-3711, A-3811, A-3911, A-4011, A-4111, A-4211

Sea & Green View

A-205, A-305, A-405, A-505, A-605, A-705, A-805, A-905, A-1005, A-1105, A-1205, A-1305, A-1405, A-1505, A-1605, A-1705, A-1805, A-1905, A-2005, A-2105, A-2205, A-2305, A-2405, A-2505, A-2605, A-2705, A-2805, A-2905, A-3005, A-3105, A-3205, A-3305, A-3405, A-3505, A-3605, A-3705, A-3805, A-3905, A-4005, A-4105, A-4205

2 BEDROOM APARTMENT TYPE B (with balcony)

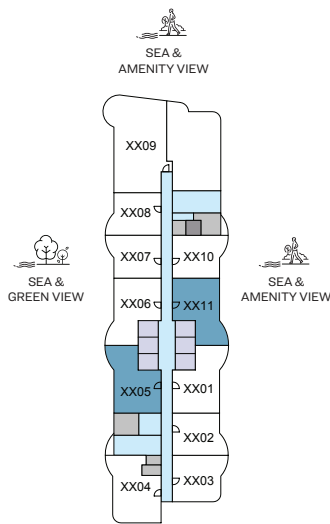
SOBHA AQUAMONT TOWER A



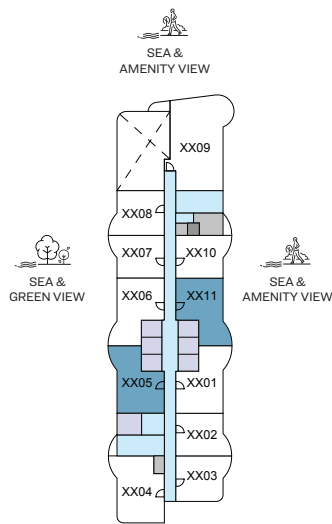
TOTAL SALEABLE AREA

SUITE RANGE = 634.10 - 643.68 SQ.FT.
BALCONY RANGE = 97.74 - 97.84 SQ.FT.
TOTAL RANGE = 731.84 - 741.42 SQ.FT.

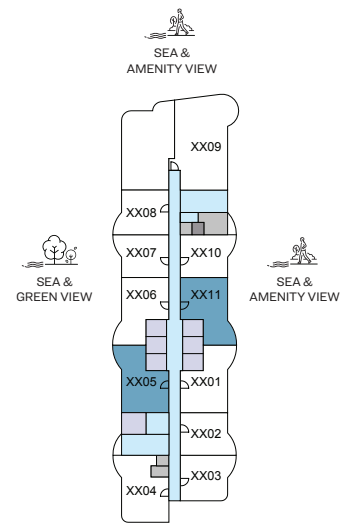
UNIT



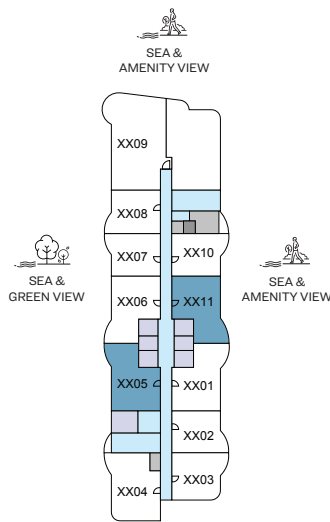
LEVEL 08



LEVEL 21



LEVEL 31



LEVEL 42

List of unit numbers with this unit plan:

VIEWS

Green View

A-P102, A-P202, A-105

Sea & Amenity View

A-211, A-311, A-411, A-511, A-611, A-711, A-811, A-911, A-1011, A-1111, A-1211, A-1311, A-1411, A-1511, A-1611, A-1711, A-1811, A-1911, A-2011, A-2111, A-2211, A-2311, A-2411, A-2511, A-2611, A-2711, A-2811, A-2911, A-3011, A-3111, A-3211, A-3311, A-3411, A-3511, A-3611, A-3711, A-3811, A-3911, A-4011, A-4111, A-4211

Sea & Green View

A-205, A-305, A-405, A-505, A-605, A-705, A-805, A-905, A-1005, A-1105, A-1205, A-1305, A-1405, A-1505, A-1605, A-1705, A-1805, A-1905, A-2005, A-2105, A-2205, A-2305, A-2405, A-2505, A-2605, A-2705, A-2805, A-2905, A-3005, A-3105, A-3205, A-3305, A-3405, A-3505, A-3605, A-3705, A-3805, A-3905, A-4005, A-4105, A-4205

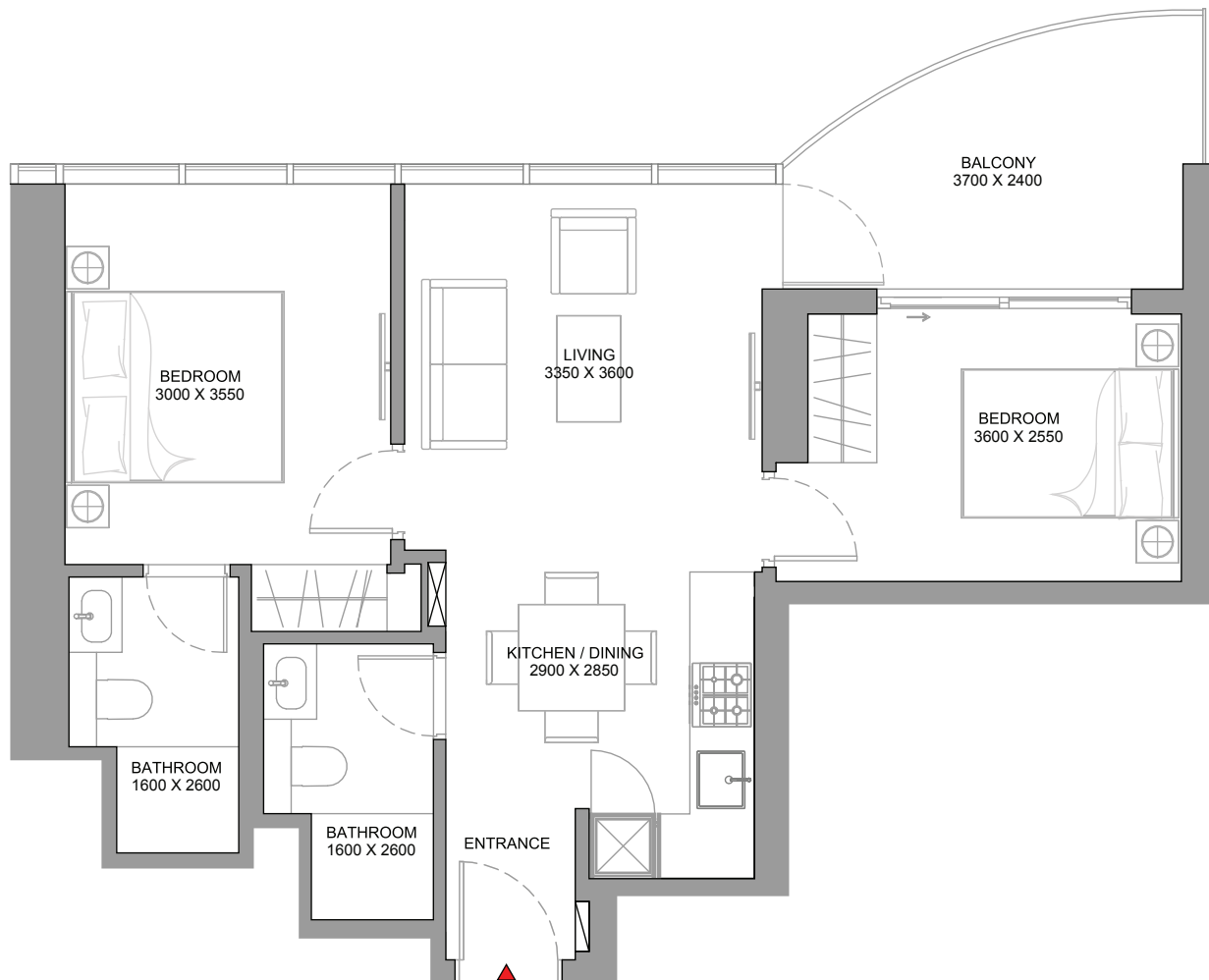
2 BEDROOM APARTMENT TYPE B (with balcony)

SOBHA AQUAMONT TOWER A



TOTAL SALEABLE AREA

SUITE RANGE = 634.10 - 643.68 SQ.FT.
BALCONY RANGE = 97.74 - 97.84 SQ.FT.
TOTAL RANGE = 731.84 - 741.42 SQ.FT.



List of unit numbers with this unit plan:

VIEWS

Green View

A-P102, A-P202, A-105

Sea & Amenity View

A-211, A-311, A-411, A-511, A-611, A-711, A-811, A-911, A-1011, A-1111, A-1211, A-1311, A-1411, A-1511, A-1611, A-1711, A-1811, A-1911, A-2011, A-2111, A-2211, A-2311, A-2411, A-2511, A-2611, A-2711, A-2811, A-2911, A-3011, A-3111, A-3211, A-3311, A-3411, A-3511, A-3611, A-3711, A-3811, A-3911, A-4011, A-4111, A-4211

Sea & Green View

A-205, A-305, A-405, A-505, A-605, A-705, A-805, A-905, A-1005, A-1105, A-1205, A-1305, A-1405, A-1505, A-1605, A-1705, A-1805, A-1905, A-2005, A-2105, A-2205, A-2305, A-2405, A-2505, A-2605, A-2705, A-2805, A-2905, A-3005, A-3105, A-3205, A-3305, A-3405, A-3505, A-3605, A-3705, A-3805, A-3905, A-4005, A-4105, A-4205

2 BEDROOM APARTMENT TYPE B - VARIANT 1 (with balcony)

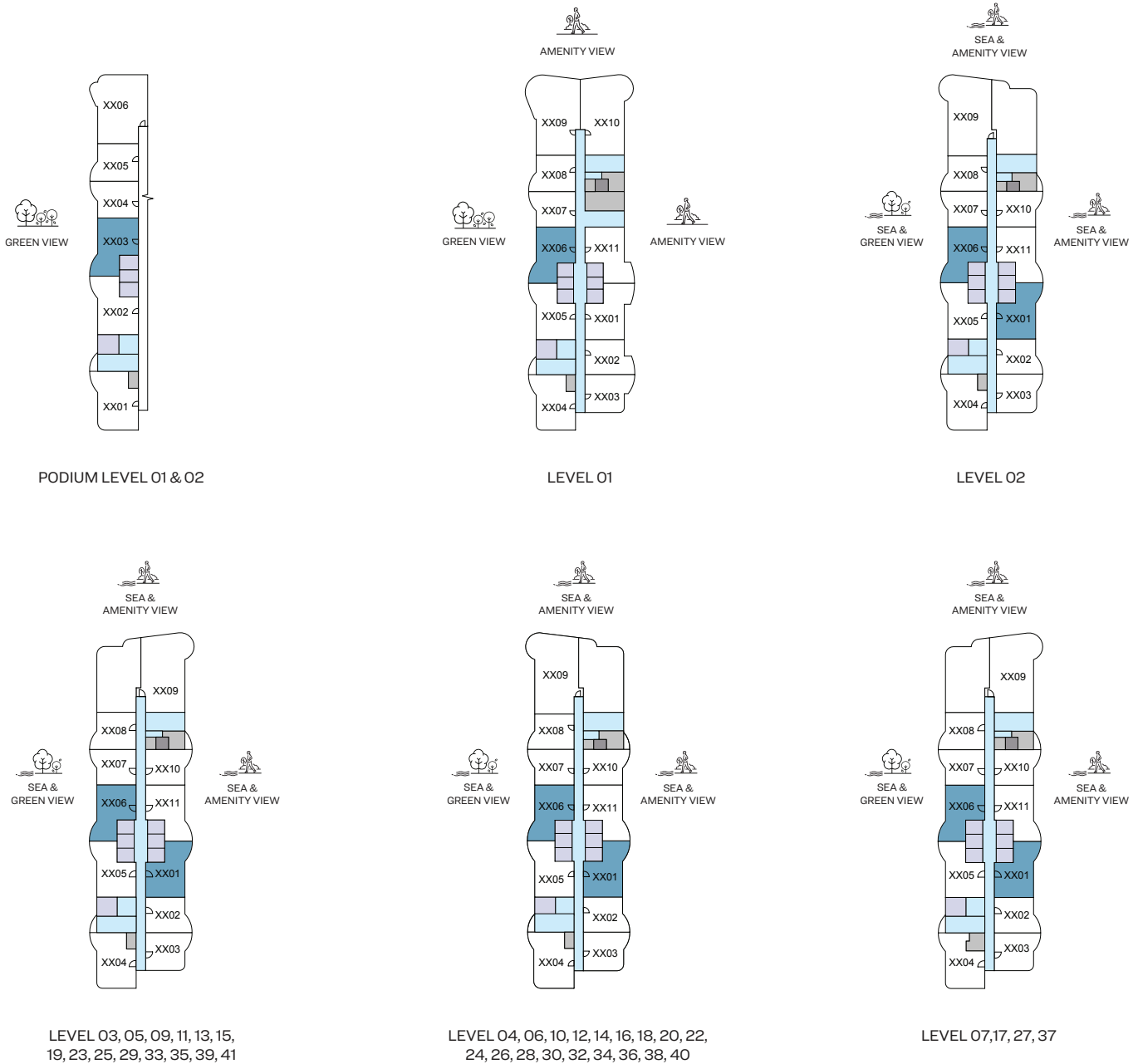
TOTAL SALEABLE AREA

SUITE RANGE = 634.10 - 638.62 SQ.FT.
BALCONY RANGE = 97.74 - 97.84 SQ.FT.
TOTAL RANGE = 731.84 - 736.36 SQ.FT.

SOBHA AQUAMONT TOWER A



UNIT



List of unit numbers with this unit plan:

VIEWS

Green View

A-P103, A-P203, A-106

Sea & Amenity View

A-201, A-301, A-401, A-501, A-601, A-701, A-801, A-901, A-1001, A-1101, A-1201, A-1301, A-1401, A-1501, A-1601, A-1701, A-1801, A-1901, A-2001, A-2101, A-2201, A-2301, A-2401, A-2501, A-2601, A-2701, A-2801, A-2901, A-3001, A-3101, A-3201, A-3301, A-3401, A-3501, A-3601, A-3701, A-3801, A-3901, A-4001, A-4101, A-4201

Sea & Green View

A-206, A-306, A-406, A-506, A-606, A-706, A-806, A-906, A-1006, A-1106, A-1206, A-1306, A-1406, A-1506, A-1606, A-1706, A-1806, A-1906, A-2006, A-2106, A-2206, A-2306, A-2406, A-2506, A-2606, A-2706, A-2806, A-2906, A-3006, A-3106, A-3206, A-3306, A-3406, A-3506, A-3606, A-3706, A-3806, A-3906, A-4006, A-4106, A-4206

2 BEDROOM APARTMENT TYPE B - VARIANT 1 (with balcony)

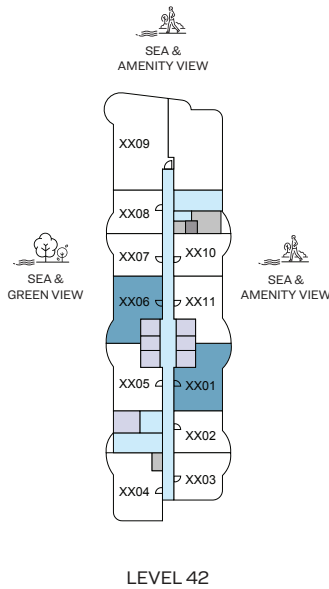
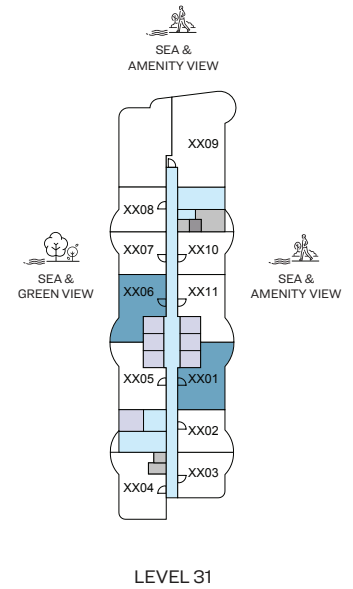
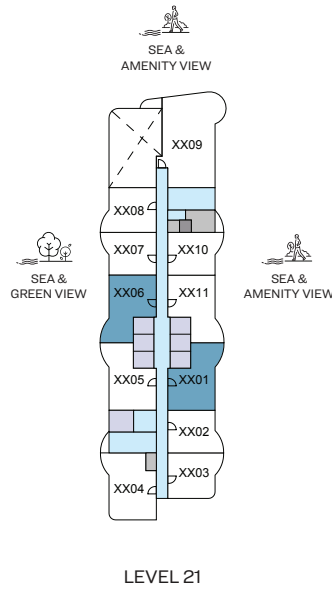
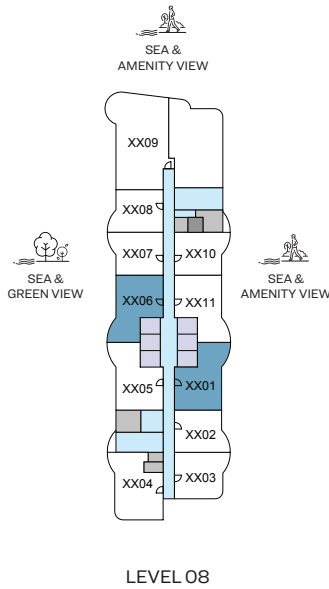
TOTAL SALEABLE AREA

SUITE RANGE = 634.10 - 638.62 SQ.FT.
BALCONY RANGE = 97.74 - 97.84 SQ.FT.
TOTAL RANGE = 731.84 - 736.36 SQ.FT.

SOBHA AQUAMONT TOWER A



UNIT



List of unit numbers with this unit plan:

VIEWS

Green View

A-P103, A-P203, A-106

Sea & Amenity View

A-201, A-301, A-401, A-501, A-601, A-701, A-801, A-901, A-1001, A-1101, A-1201, A-1301, A-1401, A-1501, A-1601, A-1701, A-1801, A-1901, A-2001, A-2101, A-2201, A-2301, A-2401, A-2501, A-2601, A-2701, A-2801, A-2901, A-3001, A-3101, A-3201, A-3301, A-3401, A-3501, A-3601, A-3701, A-3801, A-3901, A-4001, A-4101, A-4201

Sea & Green View

A-206, A-306, A-406, A-506, A-606, A-706, A-806, A-906, A-1006, A-1106, A-1206, A-1306, A-1406, A-1506, A-1606, A-1706, A-1806, A-1906, A-2006, A-2106, A-2206, A-2306, A-2406, A-2506, A-2606, A-2706, A-2806, A-2906, A-3006, A-3106, A-3206, A-3306, A-3406, A-3506, A-3606, A-3706, A-3806, A-3906, A-4006, A-4106, A-4206

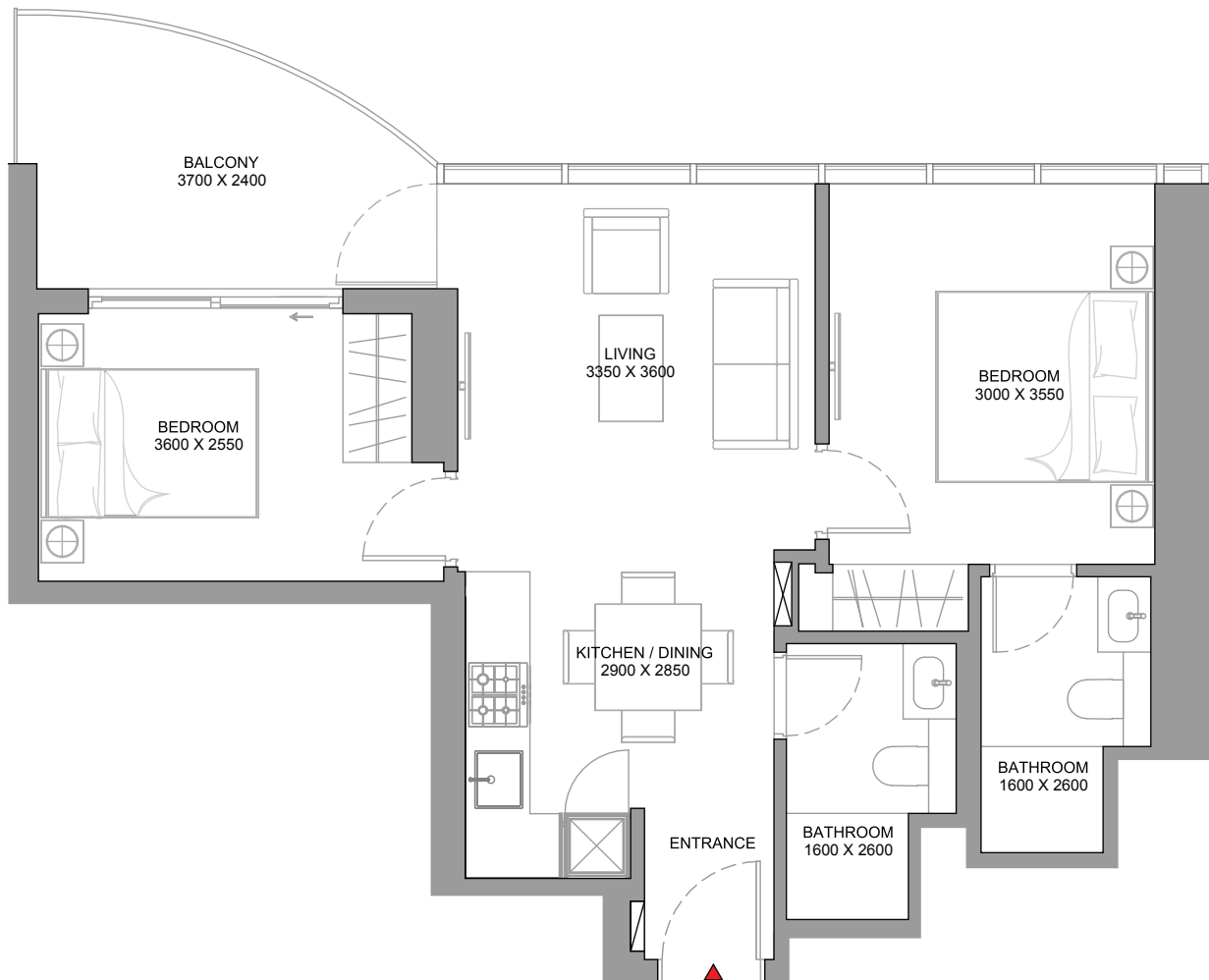
2 BEDROOM APARTMENT TYPE B - VARIANT 1 (with balcony)

SOBHA AQUAMONT TOWER A



TOTAL SALEABLE AREA

SUITE RANGE = 634.10 - 638.62 SQ.FT.
BALCONY RANGE = 97.74 - 97.84 SQ.FT.
TOTAL RANGE = 731.84 - 736.36 SQ.FT.



List of unit numbers with this unit plan:

VIEWS

Green View

A-P103, A-P203, A-106

Sea & Amenity View

A-201, A-301, A-401, A-501, A-601, A-701, A-801, A-901, A-1001, A-1101, A-1201, A-1301, A-1401, A-1501, A-1601, A-1701, A-1801, A-1901, A-2001, A-2101, A-2201, A-2301, A-2401, A-2501, A-2601, A-2701, A-2801, A-2901, A-3001, A-3101, A-3201, A-3301, A-3401, A-3501, A-3601, A-3701, A-3801, A-3901, A-4001, A-4101, A-4201

Sea & Green View

A-206, A-306, A-406, A-506, A-606, A-706, A-806, A-906, A-1006, A-1106, A-1206, A-1306, A-1406, A-1506, A-1606, A-1706, A-1806, A-1906, A-2006, A-2106, A-2206, A-2306, A-2406, A-2506, A-2606, A-2706, A-2806, A-2906, A-3006, A-3106, A-3206, A-3306, A-3406, A-3506, A-3606, A-3706, A-3806, A-3906, A-4006, A-4106, A-4206

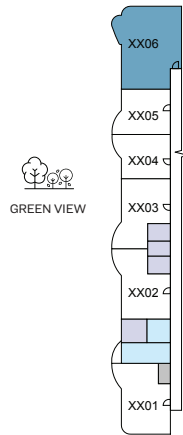
2 BEDROOM APARTMENT TYPE C (with balcony)

TOTAL SALEABLE AREA
SUITE = 1,094.37 SQ.FT.
BALCONY = 53.07 SQ.FT.
TOTAL = 1,147.43 SQ.FT.

SOBHA AQUAMONT TOWER A



UNIT



PODIUM LEVEL 01 & 02

List of unit numbers with this unit plan:

VIEWS

Green View
A-P106, A-P206

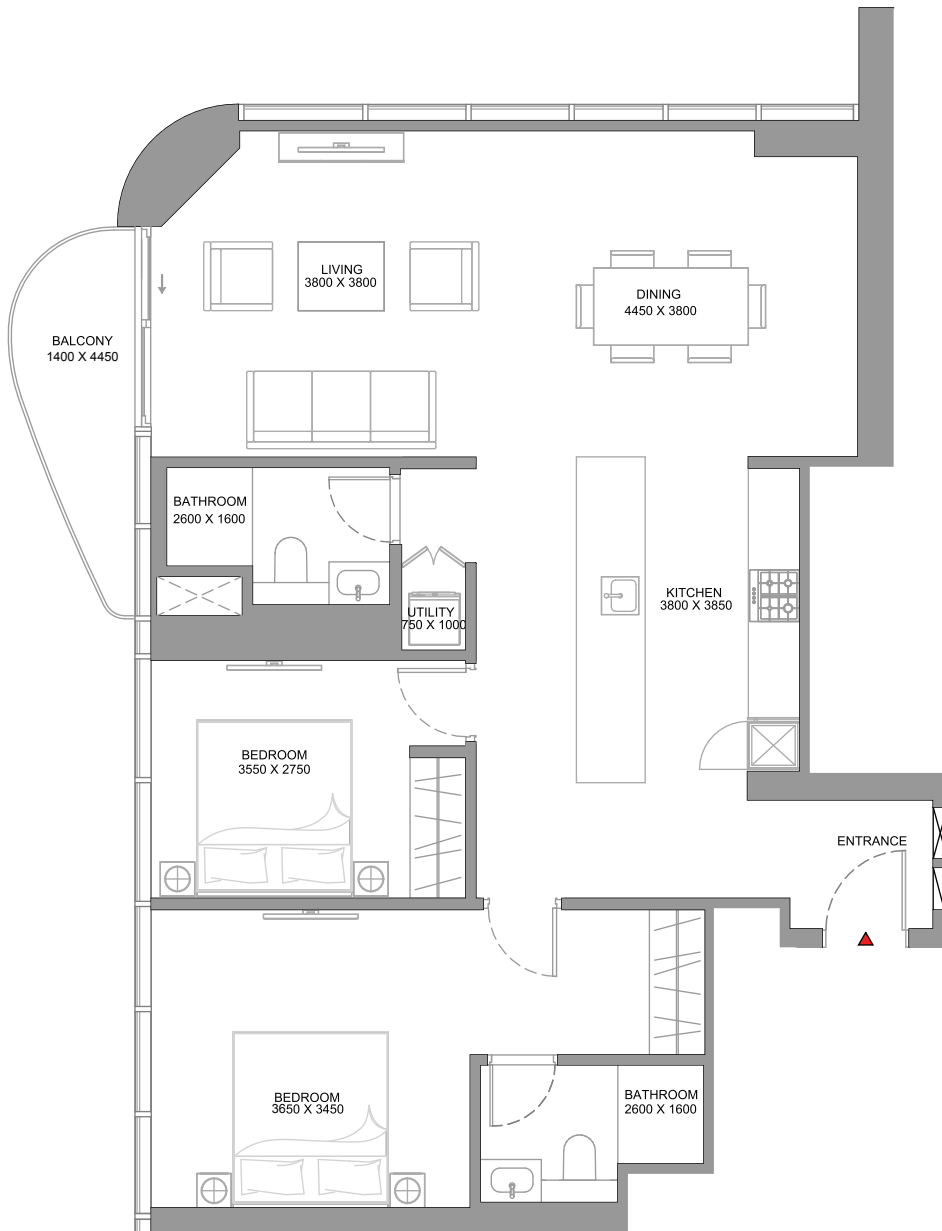
DISCLAIMER: 1. ALL DIMENSIONS ARE IN METRIC, MEASURED TO WALL. 2. ALL DIMENSIONS & DRAWINGS ARE APPROXIMATE. 3. ACTUAL AREA MAY VARY FROM THE STATED AREA. 4. DRAWING ARE NOT TO SCALE. 5. LAYOUT REPRESENTATION AND IMAGES ARE FOR ILLUSTRATIVE PURPOSES ONLY AND MAY NOT REPRESENT THE ACTUAL SIZE, FEATURES, SPECIFICATIONS FOR KITCHEN FIXTURES, APPLIANCES, FITTINGS, FURNITURE OR FURNISHINGS AND FACADE. ACTUAL PRODUCTS AND DETAILS MAY VARY. 6. THE DEVELOPER RESERVES THE RIGHT TO MAKE REVISIONS/ ALTERATIONS, AT ITS ABSOLUTE DISCRETION, WITHOUT PRIOR INTIMATION OR ANY LIABILITY WHATSOEVER.

2 BEDROOM
APARTMENT
TYPE C
(with balcony)

**SOBHA
AQUAMONT
TOWER A**



TOTAL SALEABLE AREA
SUITE = 1,094.37 SQ.FT.
BALCONY = 53.07 SQ.FT.
TOTAL = 1,147.43 SQ.FT.



List of unit numbers with this unit plan:

VIEWS

Green View
A-P106, A-P206

DISCLAIMER: 1. ALL DIMENSIONS ARE IN METRIC, MEASURED TO WALL. 2. ALL DIMENSIONS & DRAWINGS ARE APPROXIMATE. 3. ACTUAL AREA MAY VARY FROM THE STATED AREA. 4. DRAWING ARE NOT TO SCALE. 5. LAYOUT REPRESENTATION AND IMAGES ARE FOR ILLUSTRATIVE PURPOSES ONLY AND MAY NOT REPRESENT THE ACTUAL SIZE, FEATURES, SPECIFICATIONS FOR KITCHEN FIXTURES, APPLIANCES, FITTINGS, FURNITURE OR FURNISHINGS AND FACADE. ACTUAL PRODUCTS AND DETAILS MAY VARY. 6. THE DEVELOPER RESERVES THE RIGHT TO MAKE REVISIONS/ ALTERATIONS, AT ITS ABSOLUTE DISCRETION, WITHOUT PRIOR INTIMATION OR ANY LIABILITY WHATSOEVER.

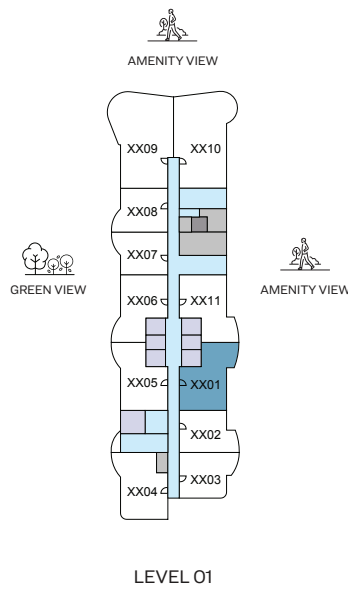
2 BEDROOM APARTMENT TYPE D (with yard)

TOTAL SALEABLE AREA
SUITE = 634.32 SQ.FT.
YARD = 127.88 SQ.FT.
TOTAL = 762.19 SQ.FT.

SOBHA AQUAMONT TOWER A



UNIT



List of unit numbers with this unit plan:

VIEWS

Amenity View
A-101

DISCLAIMER: 1. ALL DIMENSIONS ARE IN METRIC, MEASURED TO WALL. 2. ALL DIMENSIONS & DRAWINGS ARE APPROXIMATE. 3. ACTUAL AREA MAY VARY FROM THE STATED AREA. 4. DRAWING ARE NOT TO SCALE. 5. LAYOUT REPRESENTATION AND IMAGES ARE FOR ILLUSTRATIVE PURPOSES ONLY AND MAY NOT REPRESENT THE ACTUAL SIZE, FEATURES, SPECIFICATIONS FOR KITCHEN FIXTURES, APPLIANCES, FITTINGS, FURNITURE OR FURNISHINGS AND FACADE. ACTUAL PRODUCTS AND DETAILS MAY VARY. 6. THE DEVELOPER RESERVES THE RIGHT TO MAKE REVISIONS/ ALTERATIONS, AT ITS ABSOLUTE DISCRETION, WITHOUT PRIOR INTIMATION OR ANY LIABILITY WHATSOEVER.

2 BEDROOM APARTMENT TYPE D (with yard)

TOTAL SALEABLE AREA
 SUITE = 634.32 SQ.FT.
 YARD = 127.88 SQ.FT.
 TOTAL = 762.19 SQ.FT.

SOBHA AQUAMONT TOWER A



List of unit numbers with this unit plan:

VIEWS

Amenity View
 A-101

DISCLAIMER: 1. ALL DIMENSIONS ARE IN METRIC, MEASURED TO WALL. 2. ALL DIMENSIONS & DRAWINGS ARE APPROXIMATE. 3. ACTUAL AREA MAY VARY FROM THE STATED AREA. 4. DRAWING ARE NOT TO SCALE. 5. LAYOUT REPRESENTATION AND IMAGES ARE FOR ILLUSTRATIVE PURPOSES ONLY AND MAY NOT REPRESENT THE ACTUAL SIZE, FEATURES, SPECIFICATIONS FOR KITCHEN FIXTURES, APPLIANCES, FITTINGS, FURNITURE OR FURNISHINGS AND FACADE. ACTUAL PRODUCTS AND DETAILS MAY VARY. 6. THE DEVELOPER RESERVES THE RIGHT TO MAKE REVISIONS/ ALTERATIONS, AT ITS ABSOLUTE DISCRETION, WITHOUT PRIOR INTIMATION OR ANY LIABILITY WHATSOEVER.

2 BEDROOM APARTMENT

TYPE D - VARIANT 1

(with yard)

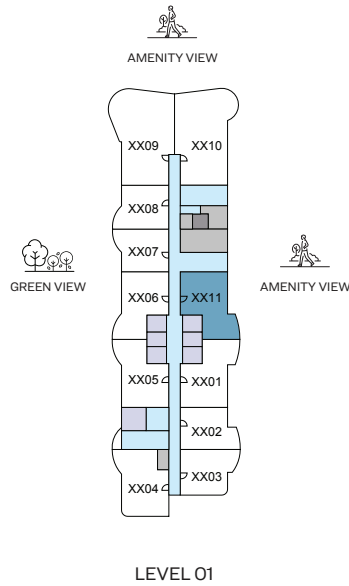
TOTAL SALEABLE AREA
 SUITE = 634.21 SQ.FT.
 YARD = 127.88 SQ.FT.
 TOTAL = 762.08 SQ.FT.

SOBHA AQUAMONT

TOWER A



UNIT



List of unit numbers with this unit plan:

VIEWS

Amenity View
 A-111

DISCLAIMER: 1. ALL DIMENSIONS ARE IN METRIC, MEASURED TO WALL. 2. ALL DIMENSIONS & DRAWINGS ARE APPROXIMATE. 3. ACTUAL AREA MAY VARY FROM THE STATED AREA. 4. DRAWING ARE NOT TO SCALE. 5. LAYOUT REPRESENTATION AND IMAGES ARE FOR ILLUSTRATIVE PURPOSES ONLY AND MAY NOT REPRESENT THE ACTUAL SIZE, FEATURES, SPECIFICATIONS FOR KITCHEN FIXTURES, APPLIANCES, FITTINGS, FURNITURE OR FURNISHINGS AND FACADE. ACTUAL PRODUCTS AND DETAILS MAY VARY. 6. THE DEVELOPER RESERVES THE RIGHT TO MAKE REVISIONS/ ALTERATIONS, AT ITS ABSOLUTE DISCRETION, WITHOUT PRIOR INTIMATION OR ANY LIABILITY WHATSOEVER.

2 BEDROOM APARTMENT

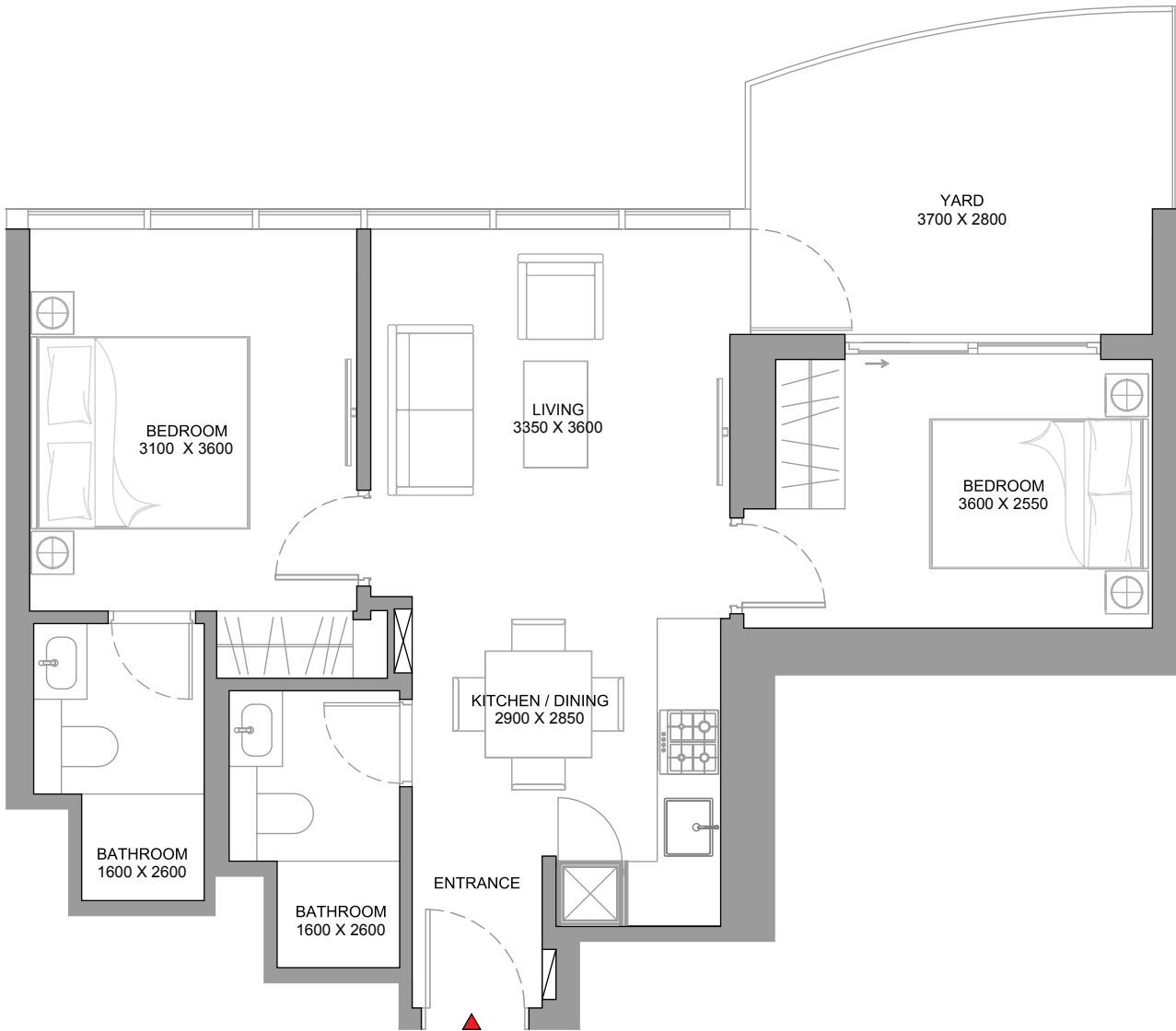
TYPE D - VARIANT 1

(with yard)

TOTAL SALEABLE AREA
 SUITE = 634.21 SQ.FT.
 YARD = 127.88 SQ.FT.
 TOTAL = 762.08 SQ.FT.

SOBHA AQUAMONT

TOWER A



List of unit numbers with this unit plan:

VIEWS

Amenity View
 A-111

DISCLAIMER: 1. ALL DIMENSIONS ARE IN METRIC, MEASURED TO WALL. 2. ALL DIMENSIONS & DRAWINGS ARE APPROXIMATE. 3. ACTUAL AREA MAY VARY FROM THE STATED AREA. 4. DRAWING ARE NOT TO SCALE. 5. LAYOUT REPRESENTATION AND IMAGES ARE FOR ILLUSTRATIVE PURPOSES ONLY AND MAY NOT REPRESENT THE ACTUAL SIZE, FEATURES, SPECIFICATIONS FOR KITCHEN FIXTURES, APPLIANCES, FITTINGS, FURNITURE OR FURNISHINGS AND FACADE. ACTUAL PRODUCTS AND DETAILS MAY VARY. 6. THE DEVELOPER RESERVES THE RIGHT TO MAKE REVISIONS/ ALTERATIONS, AT ITS ABSOLUTE DISCRETION, WITHOUT PRIOR INTIMATION OR ANY LIABILITY WHATSOEVER.

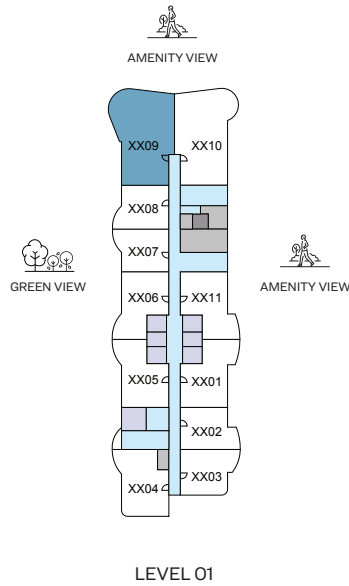
2 BEDROOM APARTMENT TYPE E (with balcony)

TOTAL SALEABLE AREA
SUITE = 1,054.32 SQ.FT.
YARD = 343.48 SQ.FT.
TOTAL = 1,397.80 SQ.FT.

SOBHA AQUAMONT TOWER A



UNIT



List of unit numbers with this unit plan:

VIEWS

Green & Amenity View
A-109

2 BEDROOM APARTMENT TYPE E (with balcony)

TOTAL SALEABLE AREA
SUITE = 1,054.32 SQ.FT.
YARD = 343.48 SQ.FT.
TOTAL = 1,397.80 SQ.FT.

SOBHA AQUAMONT TOWER A



List of unit numbers with this unit plan:

VIEWS

Green & Amenity View
A-109

DISCLAIMER: 1. ALL DIMENSIONS ARE IN METRIC, MEASURED TO WALL. 2. ALL DIMENSIONS & DRAWINGS ARE APPROXIMATE. 3. ACTUAL AREA MAY VARY FROM THE STATED AREA. 4. DRAWING ARE NOT TO SCALE. 5. LAYOUT REPRESENTATION AND IMAGES ARE FOR ILLUSTRATIVE PURPOSES ONLY AND MAY NOT REPRESENT THE ACTUAL SIZE, FEATURES, SPECIFICATIONS FOR KITCHEN FIXTURES, APPLIANCES, FITTINGS, FURNITURE OR FURNISHINGS AND FACADE. ACTUAL PRODUCTS AND DETAILS MAY VARY. 6. THE DEVELOPER RESERVES THE RIGHT TO MAKE REVISIONS/ ALTERATIONS, AT ITS ABSOLUTE DISCRETION, WITHOUT PRIOR INTIMATION OR ANY LIABILITY WHATSOEVER.

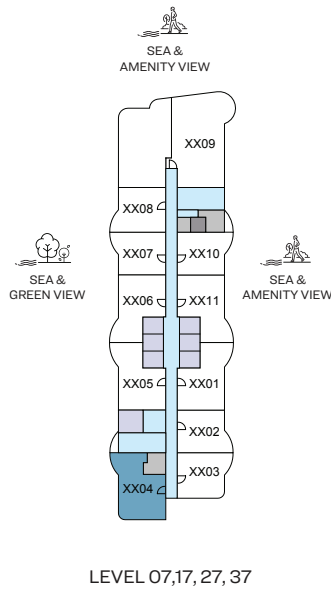
2 BEDROOM APARTMENT TYPE F (with balcony)

TOTAL SALEABLE AREA
SUITE = 643.57 SQ.FT.
YARD = 86.54 SQ.FT.
TOTAL = 730.12 SQ.FT.

SOBHA AQUAMONT TOWER A



UNIT



List of unit numbers with this unit plan:

VIEWS

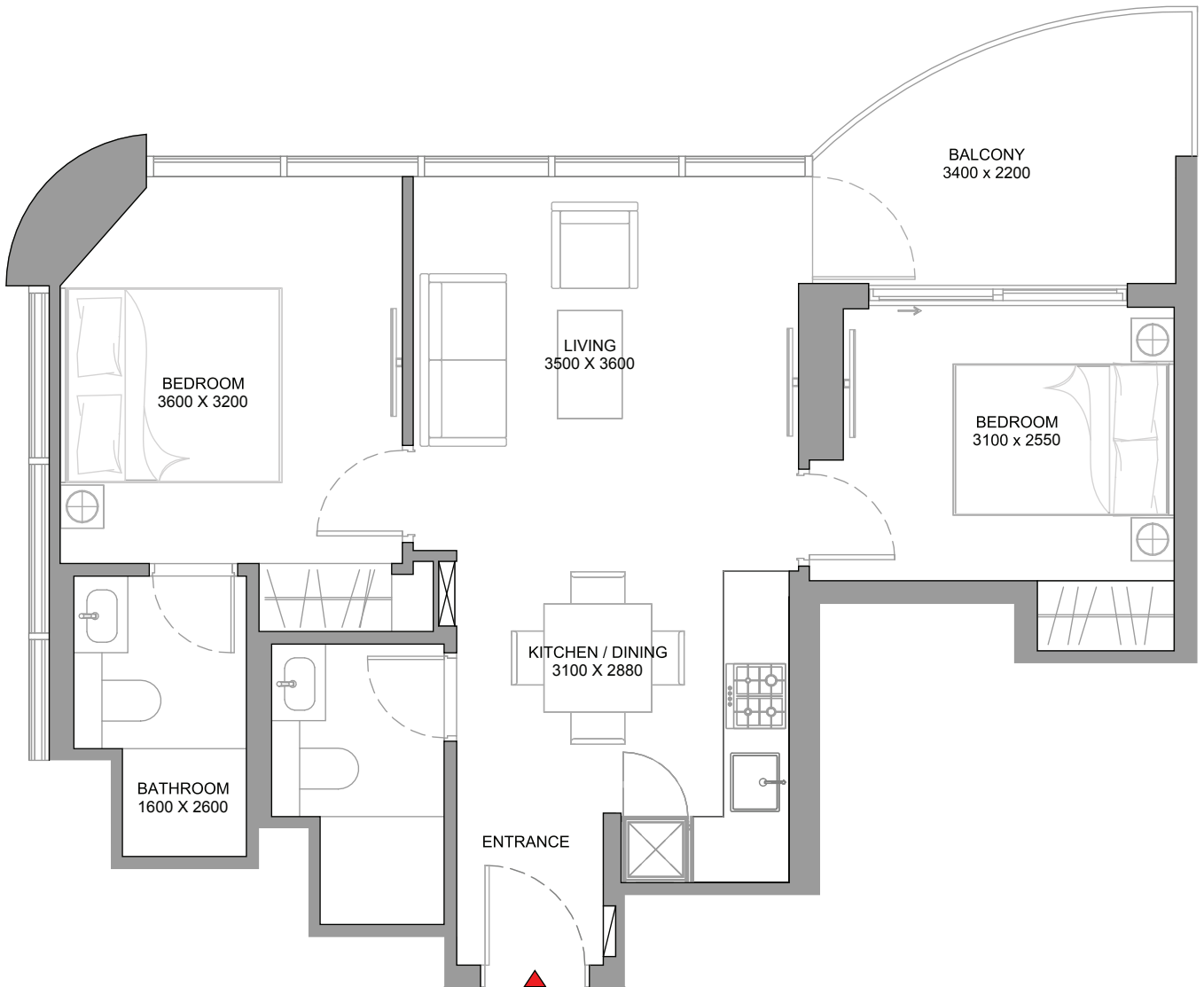
Sea & Green View

A-704, A-1704, A-2704, A-3704

2 BEDROOM APARTMENT TYPE F (with balcony)

TOTAL SALEABLE AREA
SUITE = 643.57 SQ.FT.
YARD = 86.54 SQ.FT.
TOTAL = 730.12 SQ.FT.

SOBHA AQUAMONT TOWER A



List of unit numbers with this unit plan:

VIEWS

Sea & Green View

A-704, A-1704, A-2704, A-3704

DISCLAIMER: 1. ALL DIMENSIONS ARE IN METRIC, MEASURED TO WALL. 2. ALL DIMENSIONS & DRAWINGS ARE APPROXIMATE. 3. ACTUAL AREA MAY VARY FROM THE STATED AREA. 4. DRAWING ARE NOT TO SCALE. 5. LAYOUT REPRESENTATION AND IMAGES ARE FOR ILLUSTRATIVE PURPOSES ONLY AND MAY NOT REPRESENT THE ACTUAL SIZE, FEATURES, SPECIFICATIONS FOR KITCHEN FIXTURES, APPLIANCES, FITTINGS, FURNITURE OR FURNISHINGS AND FACADE. ACTUAL PRODUCTS AND DETAILS MAY VARY. 6. THE DEVELOPER RESERVES THE RIGHT TO MAKE REVISIONS/ ALTERATIONS, AT ITS ABSOLUTE DISCRETION, WITHOUT PRIOR INTIMATION OR ANY LIABILITY WHATSOEVER.

2 BEDROOM APARTMENT

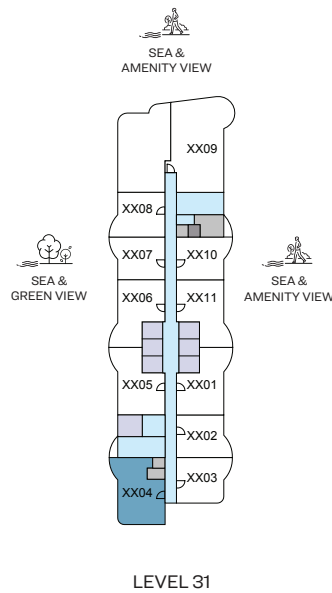
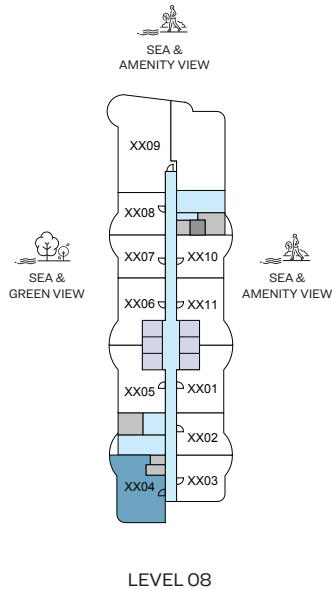
TYPE G (with balcony)

TOTAL SALEABLE AREA
 SUITE RANGE = 673.17 - 673.28 SQ.FT.
 BALCONY = 86.54 SQ.FT.
 TOTAL RANGE = 759.72 - 759.82 SQ.FT.

SOBHA AQUAMONT TOWER A



UNIT



List of unit numbers with this unit plan:

VIEWS

Sea & Green View
 A-804, A-3104

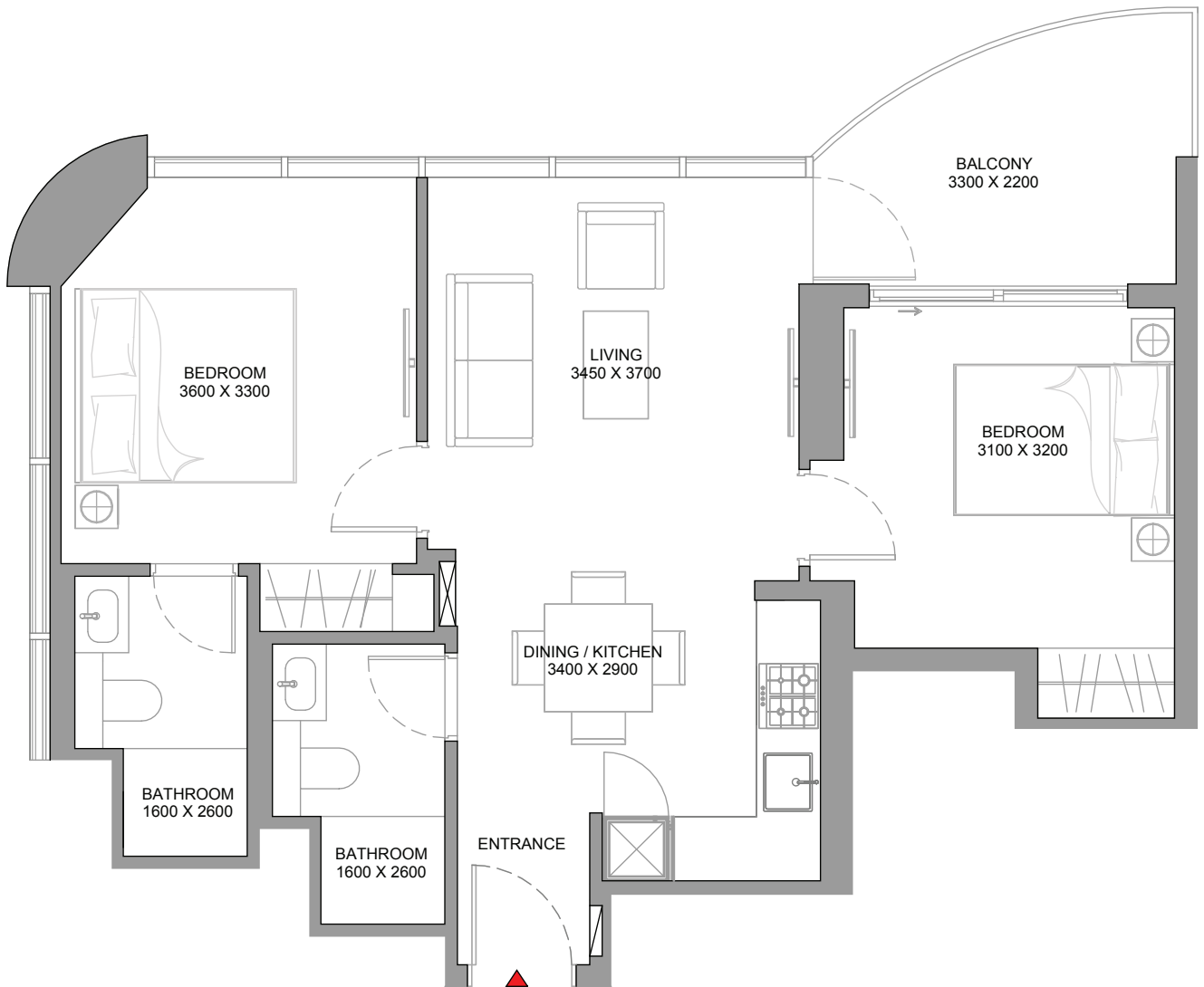
DISCLAIMER: 1. ALL DIMENSIONS ARE IN METRIC, MEASURED TO WALL. 2. ALL DIMENSIONS & DRAWINGS ARE APPROXIMATE. 3. ACTUAL AREA MAY VARY FROM THE STATED AREA. 4. DRAWING ARE NOT TO SCALE. 5. LAYOUT REPRESENTATION AND IMAGES ARE FOR ILLUSTRATIVE PURPOSES ONLY AND MAY NOT REPRESENT THE ACTUAL SIZE, FEATURES, SPECIFICATIONS FOR KITCHEN FIXTURES, APPLIANCES, FITTINGS, FURNITURE OR FURNISHINGS AND FACADE. ACTUAL PRODUCTS AND DETAILS MAY VARY. 6. THE DEVELOPER RESERVES THE RIGHT TO MAKE REVISIONS/ ALTERATIONS, AT ITS ABSOLUTE DISCRETION, WITHOUT PRIOR INTIMATION OR ANY LIABILITY WHATSOEVER.

2 BEDROOM
APARTMENT
TYPE G
(with balcony)

**SOBHA
AQUAMONT
TOWER A**



TOTAL SALEABLE AREA
SUITE RANGE = 673.17 - 673.28 SQ.FT.
BALCONY = 86.54 SQ.FT.
TOTAL RANGE = 759.72 - 759.82 SQ.FT.



List of unit numbers with this unit plan:

VIEWS

Sea & Green View
A-804, A-3104

DISCLAIMER: 1. ALL DIMENSIONS ARE IN METRIC, MEASURED TO WALL. 2. ALL DIMENSIONS & DRAWINGS ARE APPROXIMATE. 3. ACTUAL AREA MAY VARY FROM THE STATED AREA. 4. DRAWING ARE NOT TO SCALE. 5. LAYOUT REPRESENTATION AND IMAGES ARE FOR ILLUSTRATIVE PURPOSES ONLY AND MAY NOT REPRESENT THE ACTUAL SIZE, FEATURES, SPECIFICATIONS FOR KITCHEN FIXTURES, APPLIANCES, FITTINGS, FURNITURE OR FURNISHINGS AND FACADE. ACTUAL PRODUCTS AND DETAILS MAY VARY. 6. THE DEVELOPER RESERVES THE RIGHT TO MAKE REVISIONS/ ALTERATIONS, AT ITS ABSOLUTE DISCRETION, WITHOUT PRIOR INTIMATION OR ANY LIABILITY WHATSOEVER.

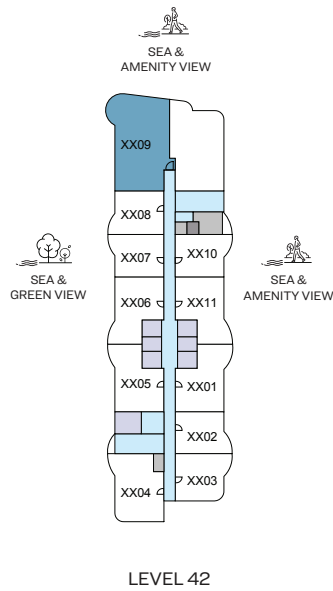
2 BEDROOM APARTMENT TYPE H (with balcony)

TOTAL SALEABLE AREA
 SUITE = 1,094.37 SQ.FT.
 BALCONY = 287.29 SQ.FT.
 TOTAL = 1,381.65 SQ.FT.

SOBHA AQUAMONT TOWER A



UNIT



List of unit numbers with this unit plan:

VIEWS

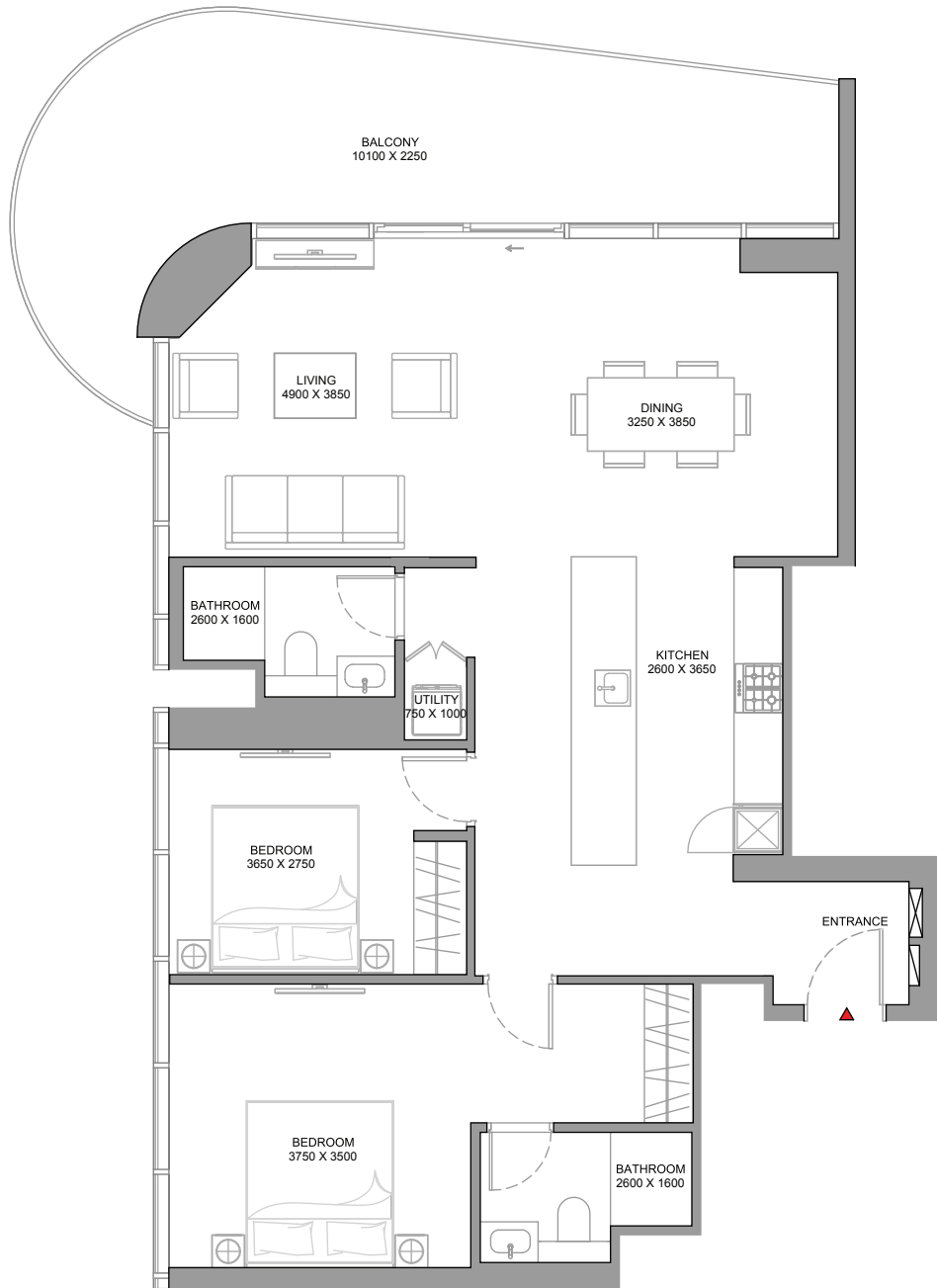
Sea, Green & Amenity View
 A-4209

DISCLAIMER: 1. ALL DIMENSIONS ARE IN METRIC, MEASURED TO WALL. 2. ALL DIMENSIONS & DRAWINGS ARE APPROXIMATE. 3. ACTUAL AREA MAY VARY FROM THE STATED AREA. 4. DRAWING ARE NOT TO SCALE. 5. LAYOUT REPRESENTATION AND IMAGES ARE FOR ILLUSTRATIVE PURPOSES ONLY AND MAY NOT REPRESENT THE ACTUAL SIZE, FEATURES, SPECIFICATIONS FOR KITCHEN FIXTURES, APPLIANCES, FITTINGS, FURNITURE OR FURNISHINGS AND FACADE. ACTUAL PRODUCTS AND DETAILS MAY VARY. 6. THE DEVELOPER RESERVES THE RIGHT TO MAKE REVISIONS/ ALTERATIONS, AT ITS ABSOLUTE DISCRETION, WITHOUT PRIOR INTIMATION OR ANY LIABILITY WHATSOEVER.

2 BEDROOM APARTMENT TYPE H (with balcony)

TOTAL SALEABLE AREA
SUITE = 1,094.37 SQ.FT.
BALCONY = 287.29 SQ.FT.
TOTAL = 1,381.65 SQ.FT.

SOBHA AQUAMONT TOWER A



List of unit numbers with this unit plan:

VIEWS

Sea, Green & Amenity View
A-4209

DISCLAIMER: 1. ALL DIMENSIONS ARE IN METRIC, MEASURED TO WALL. 2. ALL DIMENSIONS & DRAWINGS ARE APPROXIMATE. 3. ACTUAL AREA MAY VARY FROM THE STATED AREA. 4. DRAWING ARE NOT TO SCALE. 5. LAYOUT REPRESENTATION AND IMAGES ARE FOR ILLUSTRATIVE PURPOSES ONLY AND MAY NOT REPRESENT THE ACTUAL SIZE, FEATURES, SPECIFICATIONS FOR KITCHEN FIXTURES, APPLIANCES, FITTINGS, FURNITURE OR FURNISHINGS AND FACADE. ACTUAL PRODUCTS AND DETAILS MAY VARY. 6. THE DEVELOPER RESERVES THE RIGHT TO MAKE REVISIONS/ ALTERATIONS, AT ITS ABSOLUTE DISCRETION, WITHOUT PRIOR INTIMATION OR ANY LIABILITY WHATSOEVER.

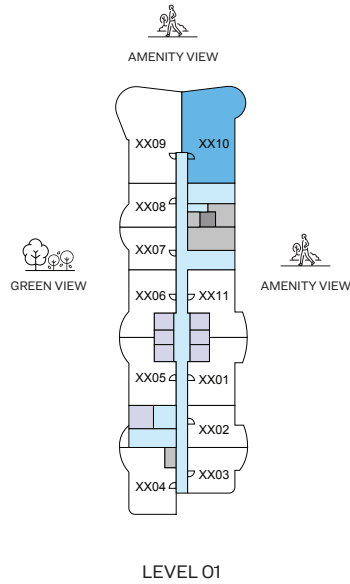
3 BEDROOM APARTMENT TYPE A (DUPLEX) (with powder room and maid room + balcony)

TOTAL SALEABLE AREA
SUITE = 1,825.23 SQ.FT.
BALCONY = 342.61 SQ.FT.
TOTAL = 2,167.85 SQ.FT.

SOBHA AQUAMONT TOWER A



UNIT



List of unit numbers with this unit plan:

VIEWS

Amenity View
A-110

DISCLAIMER: 1. ALL DIMENSIONS ARE IN METRIC, MEASURED TO WALL. 2. ALL DIMENSIONS & DRAWINGS ARE APPROXIMATE. 3. ACTUAL AREA MAY VARY FROM THE STATED AREA. 4. DRAWING ARE NOT TO SCALE. 5. LAYOUT REPRESENTATION AND IMAGES ARE FOR ILLUSTRATIVE PURPOSES ONLY AND MAY NOT REPRESENT THE ACTUAL SIZE, FEATURES, SPECIFICATIONS FOR KITCHEN FIXTURES, APPLIANCES, FITTINGS, FURNITURE OR FURNISHINGS AND FACADE. ACTUAL PRODUCTS AND DETAILS MAY VARY. 6. THE DEVELOPER RESERVES THE RIGHT TO MAKE REVISIONS/ ALTERATIONS, AT ITS ABSOLUTE DISCRETION, WITHOUT PRIOR INTIMATION OR ANY LIABILITY WHATSOEVER.

3 BEDROOM APARTMENT TYPE A (DUPLEX) (with powder room and maid room + balcony)

TOTAL SALEABLE AREA

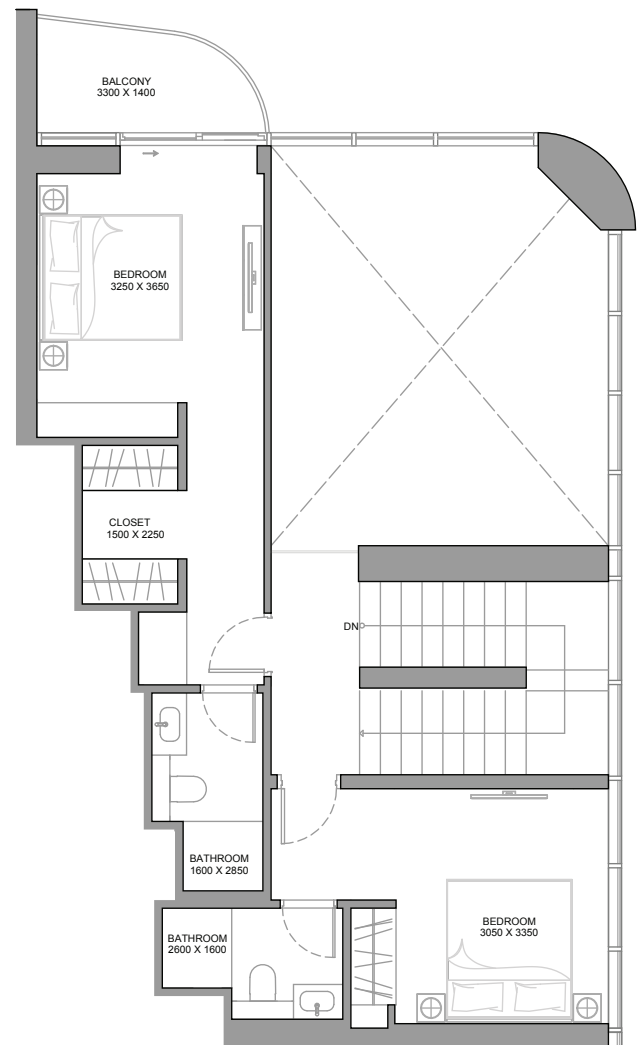
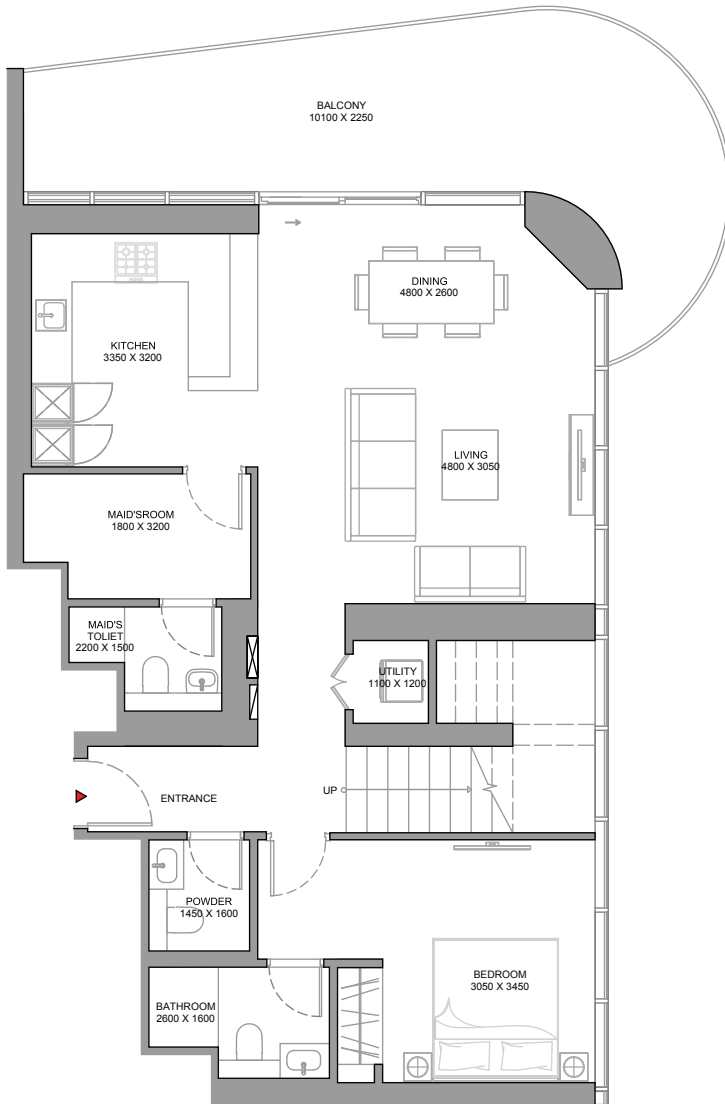
SUITE = 1,825.23 SQ.FT.

BALCONY = 342.61 SQ.FT.

TOTAL = 2,167.85 SQ.FT.

SOBHA AQUAMONT

TOWER A



List of unit numbers with this unit plan:

VIEWS

Amenity View

A-110

DISCLAIMER: 1. ALL DIMENSIONS ARE IN METRIC, MEASURED TO WALL. 2. ALL DIMENSIONS & DRAWINGS ARE APPROXIMATE. 3. ACTUAL AREA MAY VARY FROM THE STATED AREA. 4. DRAWING ARE NOT TO SCALE. 5. LAYOUT REPRESENTATION AND IMAGES ARE FOR ILLUSTRATIVE PURPOSES ONLY AND MAY NOT REPRESENT THE ACTUAL SIZE, FEATURES, SPECIFICATIONS FOR KITCHEN FIXTURES, APPLIANCES, FITTINGS, FURNITURE OR FURNISHINGS AND FACADE. ACTUAL PRODUCTS AND DETAILS MAY VARY. 6. THE DEVELOPER RESERVES THE RIGHT TO MAKE REVISIONS/ ALTERATIONS, AT ITS ABSOLUTE DISCRETION, WITHOUT PRIOR INTIMATION OR ANY LIABILITY WHATSOEVER.

3 BEDROOM APARTMENT

TYPE B (DUPLEX)

(with powder room + balcony)

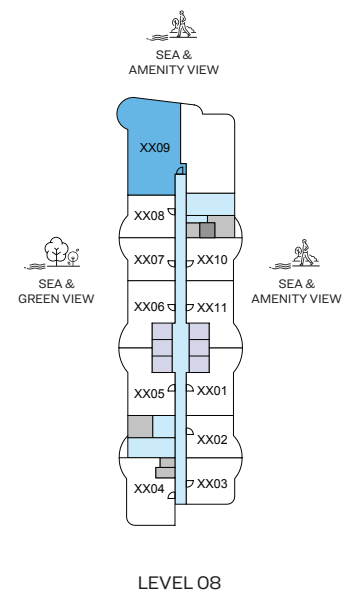
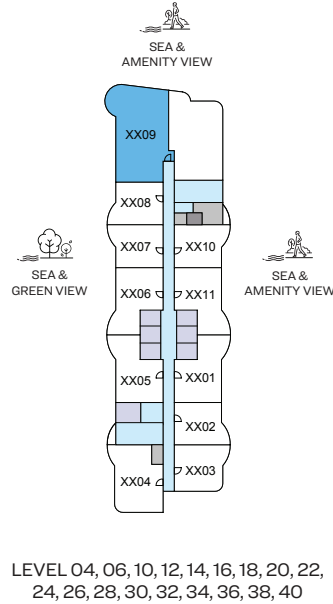
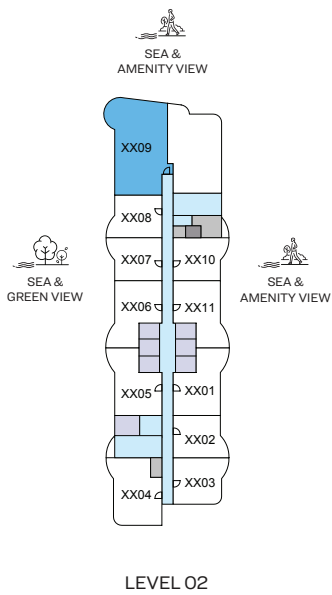
SOBHA AQUAMONT

TOWER A



TOTAL SALEABLE AREA
 SUITE = 1,868.94 SQ.FT.
 BALCONY = 342.94 SQ.FT.
 TOTAL = 2,211.87 SQ.FT.

UNIT



List of unit numbers with this unit plan:

VIEWS

Sea, Green & Amenity View

A-209, A-409, A-609, A-809, A-1009, A-1209, A-1409, A-1609, A-1809, A-2009, A-2209, A-2409, A-2609, A-2809, A-3009, A-3209, A-3409, A-3609, A-3809, A-4009

3 BEDROOM APARTMENT

TYPE B (DUPLEX)

(with powder room + balcony)

SOBHA AQUAMONT

TOWER A



TOTAL SALEABLE AREA

SUITE = 1,868.94 SQ.FT.
BALCONY = 342.94 SQ.FT.
TOTAL = 2,211.87 SQ.FT.



List of unit numbers with this unit plan:

VIEWS

Sea, Green & Amenity View

A-209, A-409, A-609, A-809, A-1009, A-1209, A-1409, A-1609, A-1809, A-2009, A-2209, A-2409, A-2609, A-2809, A-3009, A-3209, A-3409, A-3609, A-3809, A-4009

DISCLAIMER: 1. ALL DIMENSIONS ARE IN METRIC, MEASURED TO WALL. 2. ALL DIMENSIONS & DRAWINGS ARE APPROXIMATE. 3. ACTUAL AREA MAY VARY FROM THE STATED AREA. 4. DRAWING ARE NOT TO SCALE. 5. LAYOUT REPRESENTATION AND IMAGES ARE FOR ILLUSTRATIVE PURPOSES ONLY AND MAY NOT REPRESENT THE ACTUAL SIZE, FEATURES, SPECIFICATIONS FOR KITCHEN FIXTURES, APPLIANCES, FITTINGS, FURNITURE OR FURNISHINGS AND FACADE. ACTUAL PRODUCTS AND DETAILS MAY VARY. 6. THE DEVELOPER RESERVES THE RIGHT TO MAKE REVISIONS/ ALTERATIONS, AT ITS ABSOLUTE DISCRETION, WITHOUT PRIOR INTIMATION OR ANY LIABILITY WHATSOEVER.

3 BEDROOM APARTMENT TYPE C (DUPLEX) (with powder room and maid room + balcony)

TOTAL SALEABLE AREA

SUITE RANGE = 1,863.98 - 1,866.46 SQ.FT.

BALCONY = 342.94 SQ.FT.

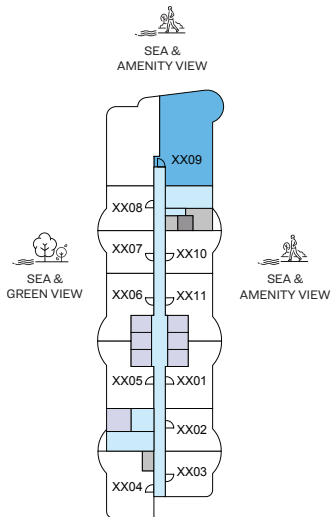
TOTAL RANGE = 2,206.92 - 2,209.40 SQ.FT.

SOBHA AQUAMONT

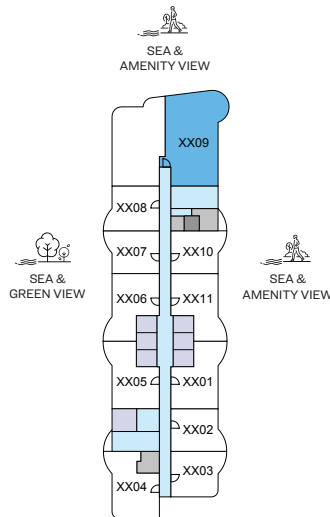
TOWER A



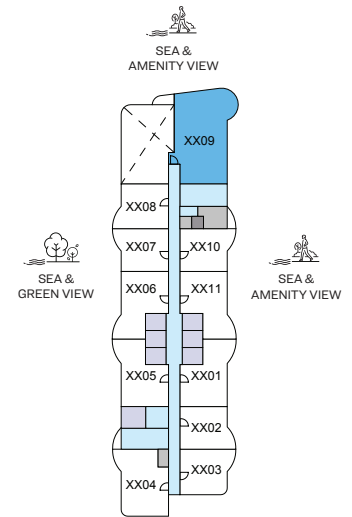
UNIT



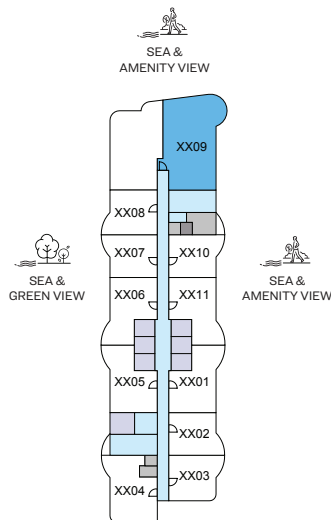
LEVEL 03, 05, 09, 11, 13, 15,
19, 23, 25, 29, 33, 35, 39, 41



LEVEL 07, 17, 27, 37



LEVEL 21



LEVEL 31

List of unit numbers with this unit plan:

VIEWS

Sea & Amenity View

A-309, A-509, A-709, A-909, A-1109, A-1309, A-1509, A-1709, A-1909, A-2109, A-2309, A-2509, A-2709, A-2909, A-3109, A-3309, A-3509, A-3709, A-3909, A-4109

3 BEDROOM APARTMENT TYPE C (DUPLEX) (with powder room and maid room + balcony)

SOBHA AQUAMONT TOWER A



TOTAL SALEABLE AREA

SUITE RANGE = 1,863.98 - 1,866.46 SQ.FT.

BALCONY = 342.94 SQ.FT.

TOTAL RANGE = 2,206.92 - 2,209.40 SQ.FT.



List of unit numbers with this unit plan:

VIEWS

Sea & Amenity View

A-309, A-509, A-709, A-909, A-1109, A-1309, A-1509, A-1709, A-1909, A-2109, A-2309, A-2509, A-2709, A-2909, A-3109, A-3309, A-3509, A-3709, A-3909, A-4109

DISCLAIMER: 1. ALL DIMENSIONS ARE IN METRIC, MEASURED TO WALL. 2. ALL DIMENSIONS & DRAWINGS ARE APPROXIMATE. 3. ACTUAL AREA MAY VARY FROM THE STATED AREA. 4. DRAWING ARE NOT TO SCALE. 5. LAYOUT REPRESENTATION AND IMAGES ARE FOR ILLUSTRATIVE PURPOSES ONLY AND MAY NOT REPRESENT THE ACTUAL SIZE, FEATURES, SPECIFICATIONS FOR KITCHEN FIXTURES, APPLIANCES, FITTINGS, FURNITURE OR FURNISHINGS AND FACADE. ACTUAL PRODUCTS AND DETAILS MAY VARY. 6. THE DEVELOPER RESERVES THE RIGHT TO MAKE REVISIONS/ ALTERATIONS, AT ITS ABSOLUTE DISCRETION, WITHOUT PRIOR INTIMATION OR ANY LIABILITY WHATSOEVER.

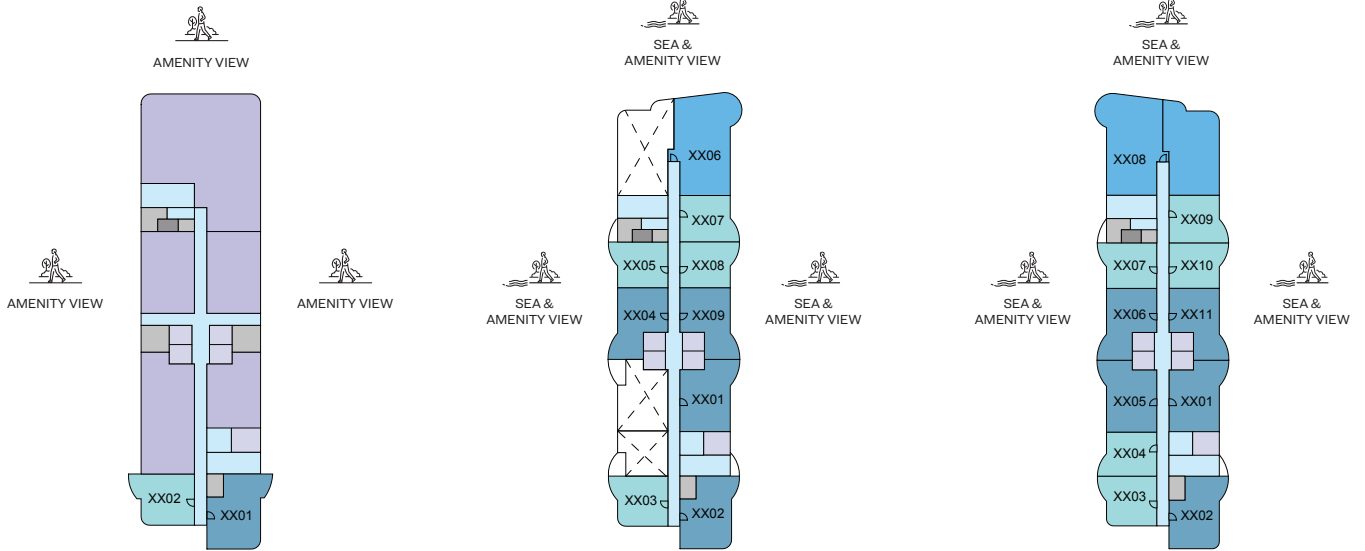


DOWNTOWN
UMM AL QUWAIN

SOBHA
REALTY

FLOOR PLANS

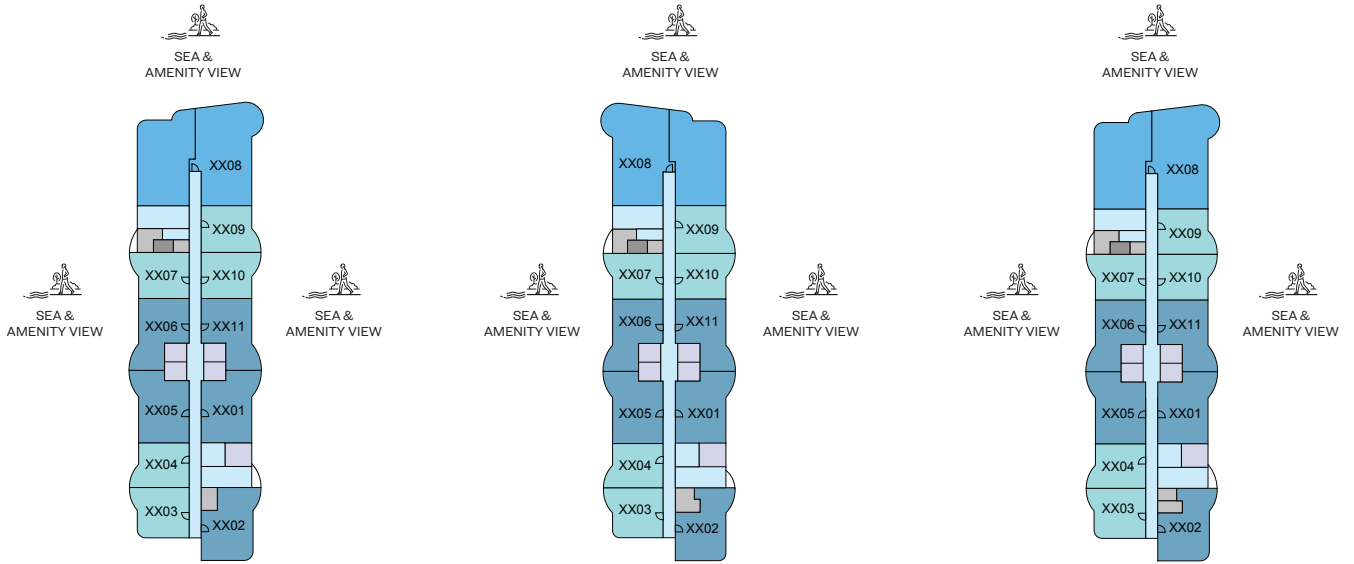
TOWER B



LEVEL 01

LEVEL 02

LEVEL 03, 05, 09, 11, 13, 15,
19, 23, 25, 29, 31 & 33

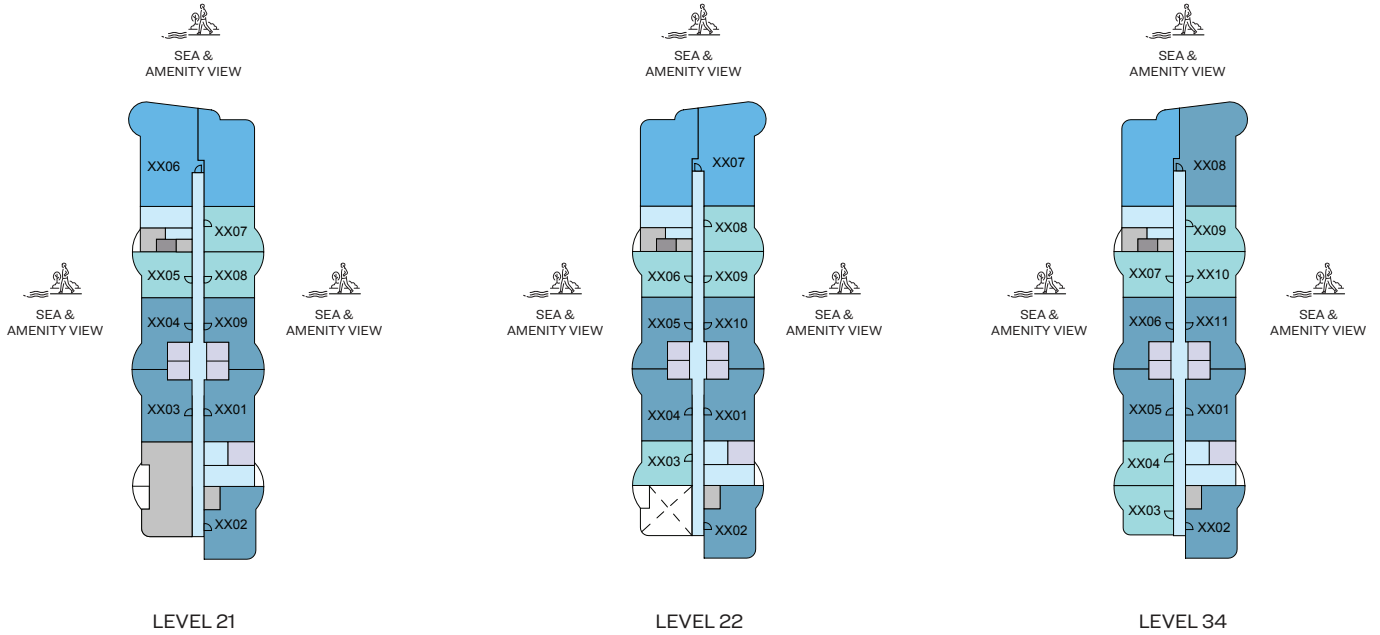
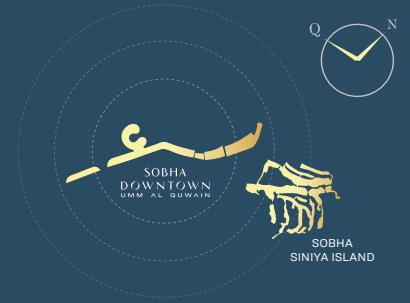


LEVEL 04, 06, 10, 12, 14, 16,
18, 20, 24, 26, 28, 30 & 32

LEVEL 07, 17, 27

LEVEL 08

- 1 BED UNIT
- 3 BED UNIT
- CIRCULATION
- LIFTS
- AMENITIES
- 2 BED UNIT
- SERVICES
- GARBAGE ROOM



- 1 BED UNIT
- 3 BED UNIT
- CIRCULATION
- LIFTS
- AMENITIES
- 2 BED UNIT
- SERVICES
- GARBAGE ROOM

DISCLAIMER: 1. ALL DIMENSIONS ARE IN METRIC, MEASURED TO WALL. 2. ALL DIMENSIONS & DRAWINGS ARE APPROXIMATE. 3. ACTUAL AREA MAY VARY FROM THE STATED AREA. 4. DRAWING ARE NOT TO SCALE. 5. LAYOUT REPRESENTATION AND IMAGES ARE FOR ILLUSTRATIVE PURPOSES ONLY AND MAY NOT REPRESENT THE ACTUAL SIZE, FEATURES, SPECIFICATIONS FOR KITCHEN FIXTURES, APPLIANCES, FITTINGS, FURNITURE OR FURNISHINGS AND FACADE. ACTUAL PRODUCTS AND DETAILS MAY VARY. 6. THE DEVELOPER RESERVES THE RIGHT TO MAKE REVISIONS/ ALTERATIONS, AT ITS ABSOLUTE DISCRETION, WITHOUT PRIOR INTIMATION OR ANY LIABILITY WHATSOEVER.

1

BEDROOM APARTMENT

TYPE A

(with powder room + balcony)

SOBHA AQUAMONT

TOWER B



TOTAL SALEABLE AREA

SUITE RANGE = 476.09 - 481.04 SQ.FT.

BALCONY RANGE = 86.22 - 87.51 SQ.FT.

TOTAL RANGE = 562.31 - 568.55 SQ.FT.

UNIT



List of unit numbers with this unit plan:

VIEWS

Sea & Amenity View

B-205, B-207, B-307, B-309, B-407, B-409, B-507, B-509, B-607, B-609, B-707, B-709, B-807, B-809, B-907, B-909, B-1007, B-1009, B-1107, B-1109, B-1207, B-1209, B-1307, B-1309, B-1407, B-1409, B-1507, B-1509, B-1607, B-1609, B-1707, B-1709, B-1807, B-1809, B-1907, B-1909, B-2007, B-2009, B-2105, B-2107, B-2206, B-2208, B-2307, B-2309, B-2407, B-2409, B-2507, B-2509, B-2607, B-2609, B-2707, B-2709, B-2807, B-2809, B-2907, B-2909, B-3007, B-3009, B-3107, B-3109, B-3207, B-3209, B-3307, B-3309, B-3407, B-3409

DISCLAIMER: 1. ALL DIMENSIONS ARE IN METRIC, MEASURED TO WALL. 2. ALL DIMENSIONS & DRAWINGS ARE APPROXIMATE. 3. ACTUAL AREA MAY VARY FROM THE STATED AREA. 4. DRAWING ARE NOT TO SCALE. 5. LAYOUT REPRESENTATION AND IMAGES ARE FOR ILLUSTRATIVE PURPOSES ONLY AND MAY NOT REPRESENT THE ACTUAL SIZE, FEATURES, SPECIFICATIONS FOR KITCHEN FIXTURES, APPLIANCES, FITTINGS, FURNITURE OR FURNISHINGS AND FACADE. ACTUAL PRODUCTS AND DETAILS MAY VARY. 6. THE DEVELOPER RESERVES THE RIGHT TO MAKE REVISIONS/ ALTERATIONS, AT ITS ABSOLUTE DISCRETION, WITHOUT PRIOR INTIMATION OR ANY LIABILITY WHATSOEVER.

1

BEDROOM APARTMENT

TYPE A

(with powder room + balcony)

TOTAL SALEABLE AREA

SUITE RANGE = 476.09 - 481.04 SQ.FT.

BALCONY RANGE = 86.22 - 87.51 SQ.FT.

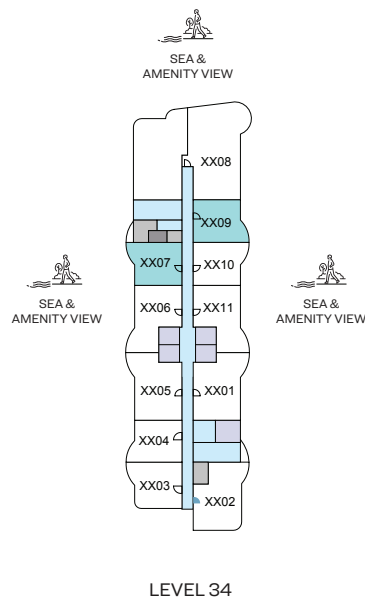
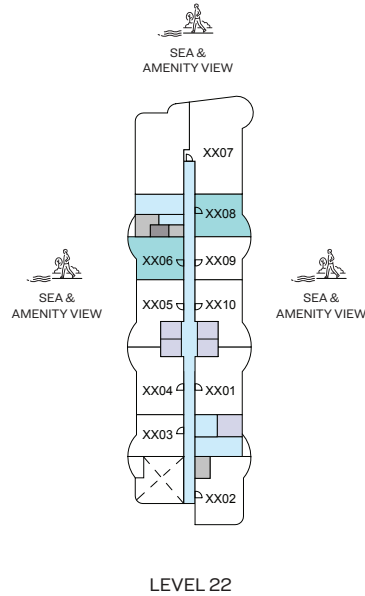
TOTAL RANGE = 562.31 - 568.55 SQ.FT.

SOBHA AQUAMONT

TOWER B



UNIT



List of unit numbers with this unit plan:

VIEWS

Sea & Amenity View

B-205, B-207, B-307, B-309, B-407, B-409, B-507, B-509, B-607, B-609, B-707, B-709, B-807, B-809, B-907, B-909, B-1007, B-1009, B-1107, B-1109, B-1207, B-1209, B-1307, B-1309, B-1407, B-1409, B-1507, B-1509, B-1607, B-1609, B-1707, B-1709, B-1807, B-1809, B-1907, B-1909, B-2007, B-2009, B-2105, B-2107, B-2206, B-2208, B-2307, B-2309, B-2407, B-2409, B-2507, B-2509, B-2607, B-2609, B-2707, B-2709, B-2807, B-2809, B-2907, B-2909, B-3007, B-3009, B-3107, B-3109, B-3207, B-3209, B-3307, B-3309, B-3407, B-3409

1

BEDROOM
APARTMENT

TYPE A

(with powder room + balcony)

SOBHA AQUAMONT

TOWER B

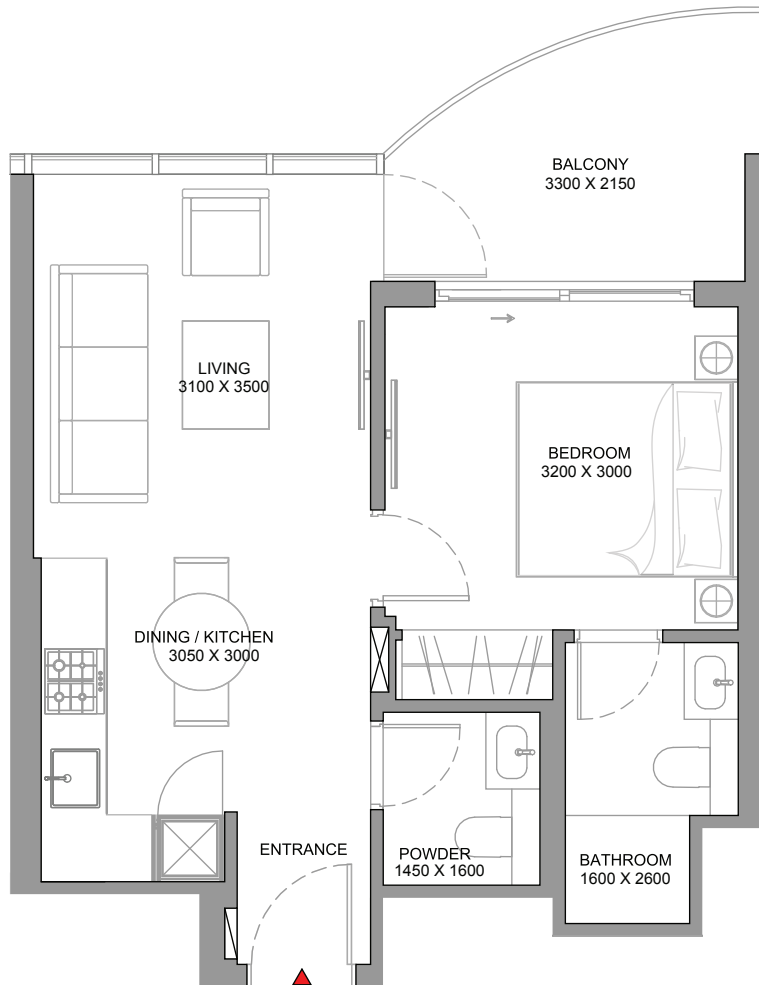


TOTAL SALEABLE AREA

SUITE RANGE = 476.09 - 481.04 SQ.FT.

BALCONY RANGE = 86.22 - 87.51 SQ.FT.

TOTAL RANGE = 562.31 - 568.55 SQ.FT.



List of unit numbers with this unit plan:

VIEWS

Sea & Amenity View

B-205, B-207, B-307, B-309, B-407, B-409, B-507, B-509, B-607, B-609, B-707, B-709, B-807, B-809, B-907, B-909, B-1007, B-1009, B-1107, B-1109, B-1207, B-1209, B-1307, B-1309, B-1407, B-1409, B-1507, B-1509, B-1607, B-1609, B-1707, B-1709, B-1807, B-1809, B-1907, B-1909, B-2007, B-2009, B-2105, B-2107, B-2206, B-2208, B-2307, B-2309, B-2407, B-2409, B-2507, B-2509, B-2607, B-2609, B-2707, B-2709, B-2807, B-2809, B-2907, B-2909, B-3007, B-3009, B-3107, B-3109, B-3207, B-3209, B-3307, B-3309, B-3407, B-3409

DISCLAIMER: 1. ALL DIMENSIONS ARE IN METRIC, MEASURED TO WALL. 2. ALL DIMENSIONS & DRAWINGS ARE APPROXIMATE. 3. ACTUAL AREA MAY VARY FROM THE STATED AREA. 4. DRAWING ARE NOT TO SCALE. 5. LAYOUT REPRESENTATION AND IMAGES ARE FOR ILLUSTRATIVE PURPOSES ONLY AND MAY NOT REPRESENT THE ACTUAL SIZE, FEATURES, SPECIFICATIONS FOR KITCHEN FIXTURES, APPLIANCES, FITTINGS, FURNITURE OR FURNISHINGS AND FACADE. ACTUAL PRODUCTS AND DETAILS MAY VARY. 6. THE DEVELOPER RESERVES THE RIGHT TO MAKE REVISIONS/ALTERATIONS, AT ITS ABSOLUTE DISCRETION, WITHOUT PRIOR INTIMATION OR ANY LIABILITY WHATSOEVER.

SOBHA
DOWNTOWN
UMM AL QUWAIN

1

BEDROOM APARTMENT

TYPE A - VARIANT 1

(with powder room + balcony)

SOBHA AQUAMONT

TOWER B



TOTAL SALEABLE AREA

SUITE RANGE = 475.23 - 478.89 SQ.FT.

BALCONY = 86.22 SQ.FT.

TOTAL RANGE = 561.45 - 565.10 SQ.FT.

UNIT



List of unit numbers with this unit plan:

VIEWS

Sea & Amenity View

B-208, B-304, B-310, B-404, B-410, B-504, B-510, B-604, B-610, B-704, B-710, B-804, B-810, B-904, B-910, B-1004, B-1010, B-1104, B-1110, B-1204, B-1210, B-1304, B-1310, B-1404, B-1410, B-1504, B-1510, B-1604, B-1610, B-1704, B-1710, B-1804, B-1810, B-1904, B-1910, B-2004, B-2010, B-2108, B-2203, B-2209, B-2304, B-2310, B-2404, B-2410, B-2504, B-2510, B-2604, B-2610, B-2704, B-2710, B-2804, B-2810, B-2904, B-2910, B-3004, B-3010, B-3104, B-3110, B-3204, B-3210, B-3304, B-3310, B-3404, B-3410

DISCLAIMER: 1. ALL DIMENSIONS ARE IN METRIC, MEASURED TO WALL. 2. ALL DIMENSIONS & DRAWINGS ARE APPROXIMATE. 3. ACTUAL AREA MAY VARY FROM THE STATED AREA. 4. DRAWING ARE NOT TO SCALE. 5. LAYOUT REPRESENTATION AND IMAGES ARE FOR ILLUSTRATIVE PURPOSES ONLY AND MAY NOT REPRESENT THE ACTUAL SIZE, FEATURES, SPECIFICATIONS FOR KITCHEN FIXTURES, APPLIANCES, FITTINGS, FURNITURE OR FURNISHINGS AND FACADE. ACTUAL PRODUCTS AND DETAILS MAY VARY. 6. THE DEVELOPER RESERVES THE RIGHT TO MAKE REVISIONS/ ALTERATIONS, AT ITS ABSOLUTE DISCRETION, WITHOUT PRIOR INTIMATION OR ANY LIABILITY WHATSOEVER.

1

BEDROOM APARTMENT

TYPE A - VARIANT 1
(with powder room + balcony)

TOTAL SALEABLE AREA

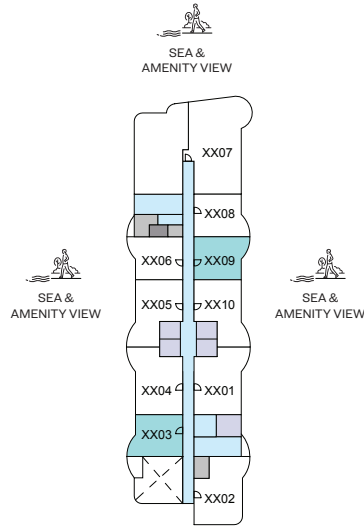
SUITE RANGE = 475.23 - 478.89 SQ.FT.
BALCONY = 86.22 SQ.FT.
TOTAL RANGE = 561.45 - 565.10 SQ.FT.

SOBHA AQUAMONT

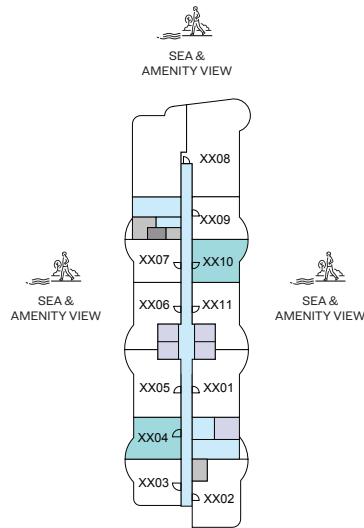
TOWER B



UNIT



LEVEL 22



LEVEL 34

List of unit numbers with this unit plan:

VIEWS

Sea & Amenity View

B-208, B-304, B-310, B-404, B-410, B-504, B-510, B-604, B-610, B-704, B-710, B-804, B-810, B-904, B-910, B-1004, B-1010, B-1104, B-1110, B-1204, B-1210, B-1304, B-1310, B-1404, B-1410, B-1504, B-1510, B-1604, B-1610, B-1704, B-1710, B-1804, B-1810, B-1904, B-1910, B-2004, B-2010, B-2108, B-2203, B-2209, B-2304, B-2310, B-2404, B-2410, B-2504, B-2510, B-2604, B-2610, B-2704, B-2710, B-2804, B-2810, B-2904, B-2910, B-3004, B-3010, B-3104, B-3110, B-3204, B-3210, B-3304, B-3310, B-3404, B-3410

DISCLAIMER: 1. ALL DIMENSIONS ARE IN METRIC, MEASURED TO WALL. 2. ALL DIMENSIONS & DRAWINGS ARE APPROXIMATE. 3. ACTUAL AREA MAY VARY FROM THE STATED AREA. 4. DRAWING ARE NOT TO SCALE. 5. LAYOUT REPRESENTATION AND IMAGES ARE FOR ILLUSTRATIVE PURPOSES ONLY AND MAY NOT REPRESENT THE ACTUAL SIZE, FEATURES, SPECIFICATIONS FOR KITCHEN FIXTURES, APPLIANCES, FITTINGS, FURNITURE OR FURNISHINGS AND FACADE. ACTUAL PRODUCTS AND DETAILS MAY VARY. 6. THE DEVELOPER RESERVES THE RIGHT TO MAKE REVISIONS/ ALTERATIONS, AT ITS ABSOLUTE DISCRETION, WITHOUT PRIOR INTIMATION OR ANY LIABILITY WHATSOEVER.

1

BEDROOM
APARTMENT

TYPE A - VARIANT 1
(with powder room + balcony)

SOBHA
AQUAMONT

TOWER B

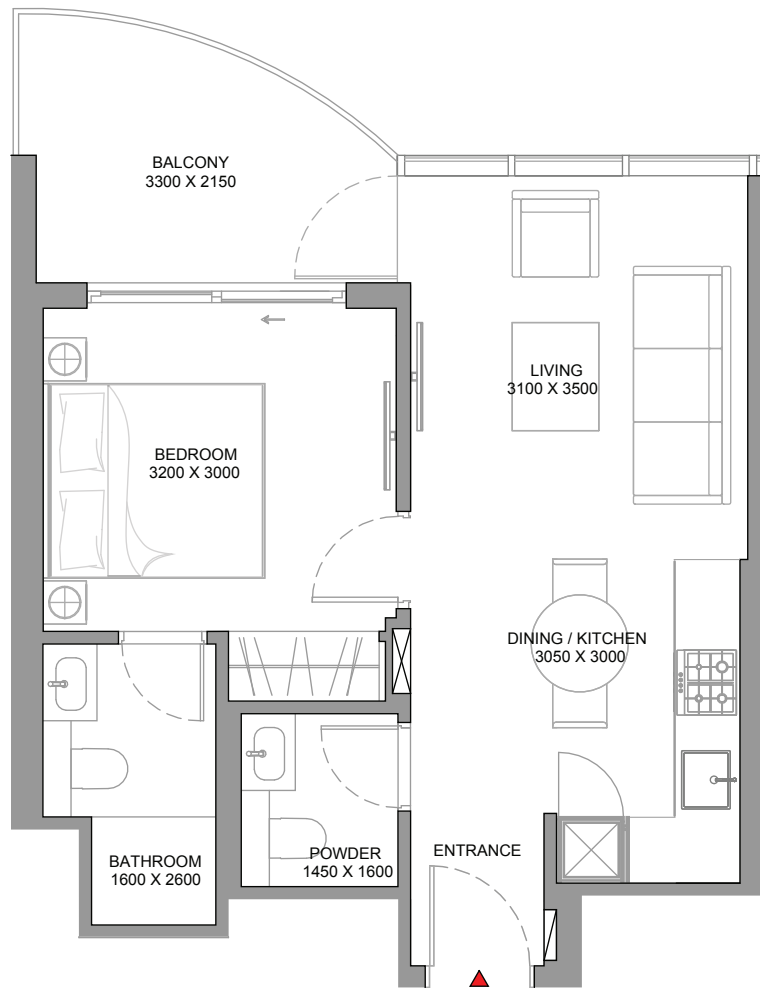


TOTAL SALEABLE AREA

SUITE RANGE = 475.23 - 478.89 SQ.FT.

BALCONY = 86.22 SQ.FT.

TOTAL RANGE = 561.45 - 565.10 SQ.FT.



List of unit numbers with this unit plan:

VIEWS

Sea & Amenity View

B-208, B-304, B-310, B-404, B-410, B-504, B-510, B-604, B-610, B-704, B-710, B-804, B-810, B-904, B-910, B-1004, B-1010, B-1104, B-1110, B-1204, B-1210, B-1304, B-1310, B-1404, B-1410, B-1504, B-1510, B-1604, B-1610, B-1704, B-1710, B-1804, B-1810, B-1904, B-1910, B-2004, B-2010, B-2108, B-2203, B-2209, B-2304, B-2310, B-2404, B-2410, B-2504, B-2510, B-2604, B-2610, B-2704, B-2710, B-2804, B-2810, B-2904, B-2910, B-3004, B-3010, B-3104, B-3110, B-3204, B-3210, B-3304, B-3310, B-3404, B-3410

DISCLAIMER: 1. ALL DIMENSIONS ARE IN METRIC, MEASURED TO WALL. 2. ALL DIMENSIONS & DRAWINGS ARE APPROXIMATE. 3. ACTUAL AREA MAY VARY FROM THE STATED AREA. 4. DRAWING ARE NOT TO SCALE. 5. LAYOUT REPRESENTATION AND IMAGES ARE FOR ILLUSTRATIVE PURPOSES ONLY AND MAY NOT REPRESENT THE ACTUAL SIZE, FEATURES, SPECIFICATIONS FOR KITCHEN FIXTURES, APPLIANCES, FITTINGS, FURNITURE OR FURNISHINGS AND FACADE. ACTUAL PRODUCTS AND DETAILS MAY VARY. 6. THE DEVELOPER RESERVES THE RIGHT TO MAKE REVISIONS/ ALTERATIONS, AT ITS ABSOLUTE DISCRETION, WITHOUT PRIOR INTIMATION OR ANY LIABILITY WHATSOEVER.

SOBHA
DOWNTOWN
UMM AL QUWAIN

1

BEDROOM APARTMENT

TYPE B - VARIANT 1
(with powder room + yard)

TOTAL SALEABLE AREA

SUITE RANGE = 494.49 SQ.FT.

BALCONY = 108.39 SQ.FT.

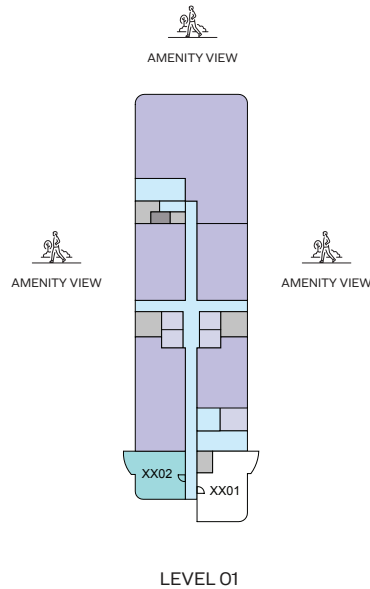
TOTAL RANGE = 602.89 SQ.FT.

SOBHA AQUAMONT

TOWER B



UNIT



List of unit numbers with this unit plan:

VIEWS

Amenity View

B-102

DISCLAIMER: 1. ALL DIMENSIONS ARE IN METRIC, MEASURED TO WALL. 2. ALL DIMENSIONS & DRAWINGS ARE APPROXIMATE. 3. ACTUAL AREA MAY VARY FROM THE STATED AREA. 4. DRAWING ARE NOT TO SCALE. 5. LAYOUT REPRESENTATION AND IMAGES ARE FOR ILLUSTRATIVE PURPOSES ONLY AND MAY NOT REPRESENT THE ACTUAL SIZE, FEATURES, SPECIFICATIONS FOR KITCHEN FIXTURES, APPLIANCES, FITTINGS, FURNITURE OR FURNISHINGS AND FACADE. ACTUAL PRODUCTS AND DETAILS MAY VARY. 6. THE DEVELOPER RESERVES THE RIGHT TO MAKE REVISIONS/ ALTERATIONS, AT ITS ABSOLUTE DISCRETION, WITHOUT PRIOR INTIMATION OR ANY LIABILITY WHATSOEVER.

1

BEDROOM
APARTMENT

TYPE B - VARIANT 1
(with powder room + yard)

SOBHA AQUAMONT

TOWER B

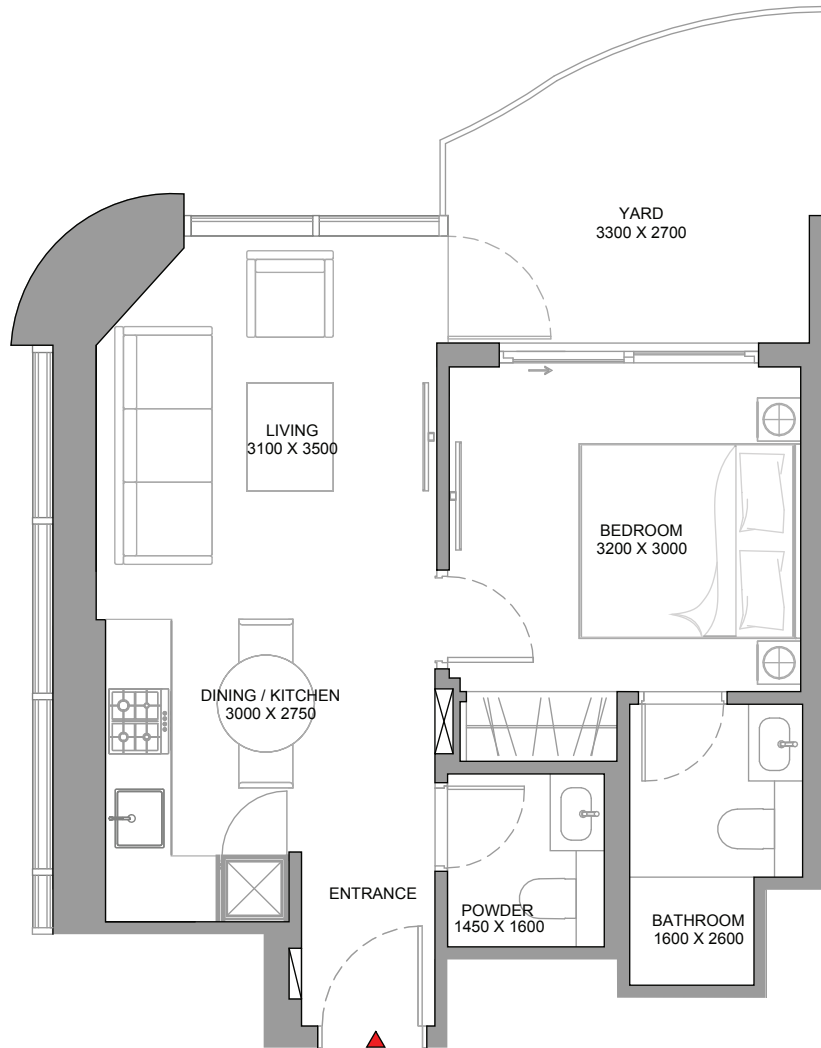


TOTAL SALEABLE AREA

SUITE RANGE = 494.49 SQ.FT.

BALCONY = 108.39 SQ.FT.

TOTAL RANGE = 602.89 SQ.FT.



List of unit numbers with this unit plan:

VIEWS

Amenity View

B-102

DISCLAIMER: 1. ALL DIMENSIONS ARE IN METRIC, MEASURED TO WALL. 2. ALL DIMENSIONS & DRAWINGS ARE APPROXIMATE. 3. ACTUAL AREA MAY VARY FROM THE STATED AREA. 4. DRAWING ARE NOT TO SCALE. 5. LAYOUT REPRESENTATION AND IMAGES ARE FOR ILLUSTRATIVE PURPOSES ONLY AND MAY NOT REPRESENT THE ACTUAL SIZE, FEATURES, SPECIFICATIONS FOR KITCHEN FIXTURES, APPLIANCES, FITTINGS, FURNITURE OR FURNISHINGS AND FACADE. ACTUAL PRODUCTS AND DETAILS MAY VARY. 6. THE DEVELOPER RESERVES THE RIGHT TO MAKE REVISIONS/ALTERATIONS, AT ITS ABSOLUTE DISCRETION, WITHOUT PRIOR INTIMATION OR ANY LIABILITY WHATSOEVER.

SOBHA
DOWNTOWN
UMM AL QUWAIN

1

BEDROOM APARTMENT

TYPE D - VARIANT 1

(with powder room + balcony)

SOBHA AQUAMONT

TOWER B



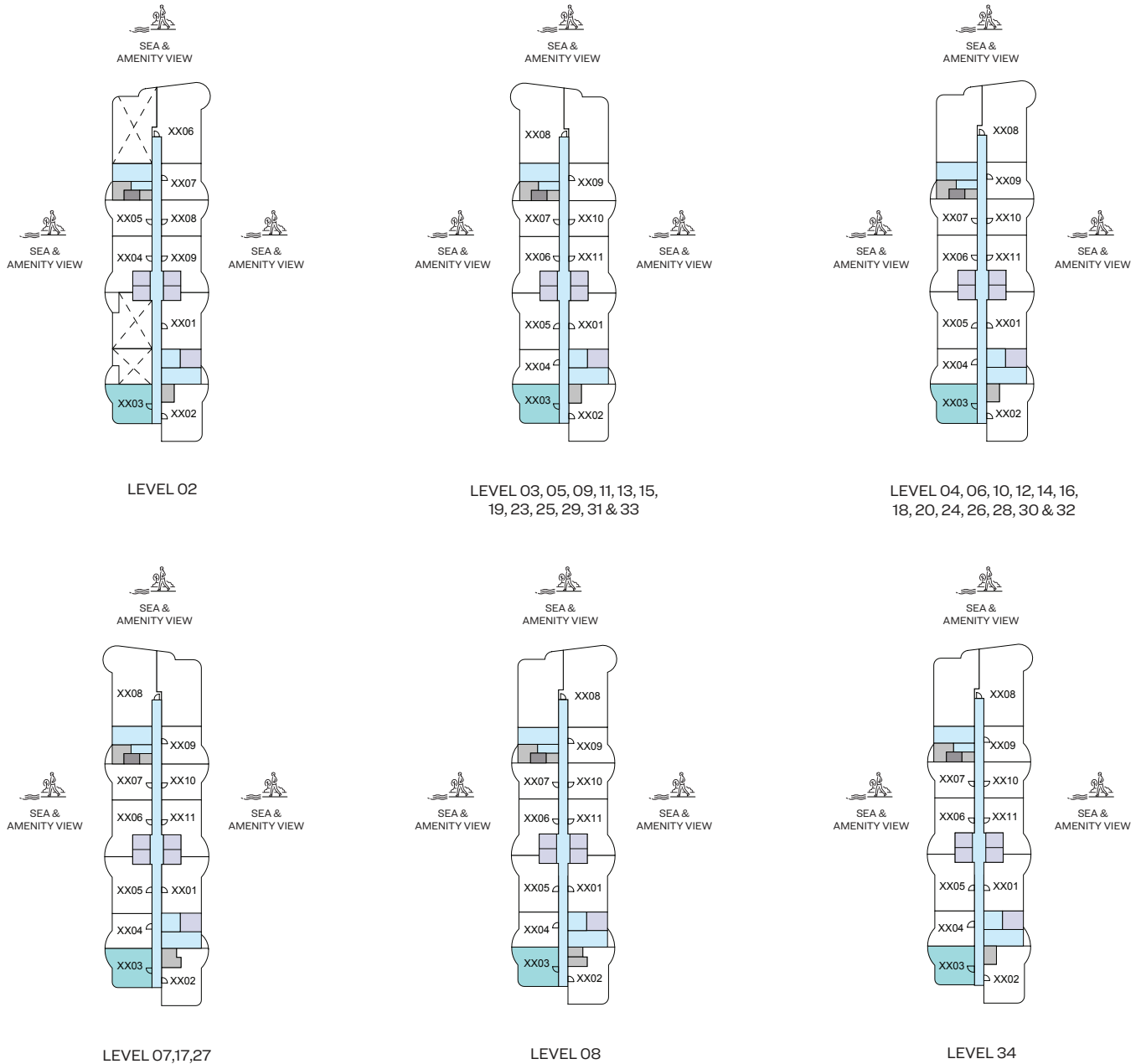
TOTAL SALEABLE AREA

SUITE RANGE = 94.49 SQ.FT.

BALCONY = 86.22 SQ.FT.

TOTAL RANGE = 580.71 SQ.FT.

UNIT



List of unit numbers with this unit plan:

VIEWS

Sea & Amenity View

B-203, B-303, B-403, B-503, B-603, B-703, B-803, B-903, B-1003, B-1103, B-1203, B-1303, B-1403, B-1503, B-1603, B-1703, B-1803, B-1903, B-2003, B-2303, B-2403, B-2503, B-2603, B-2703, B-2803, B-2903, B-3003, B-3103, B-3203, B-3303, B-3403

DISCLAIMER: 1. ALL DIMENSIONS ARE IN METRIC, MEASURED TO WALL. 2. ALL DIMENSIONS & DRAWINGS ARE APPROXIMATE. 3. ACTUAL AREA MAY VARY FROM THE STATED AREA. 4. DRAWING ARE NOT TO SCALE. 5. LAYOUT REPRESENTATION AND IMAGES ARE FOR ILLUSTRATIVE PURPOSES ONLY AND MAY NOT REPRESENT THE ACTUAL SIZE, FEATURES, SPECIFICATIONS FOR KITCHEN FIXTURES, APPLIANCES, FITTINGS, FURNITURE OR FURNISHINGS AND FACADE. ACTUAL PRODUCTS AND DETAILS MAY VARY. 6. THE DEVELOPER RESERVES THE RIGHT TO MAKE REVISIONS/ ALTERATIONS, AT ITS ABSOLUTE DISCRETION, WITHOUT PRIOR INTIMATION OR ANY LIABILITY WHATSOEVER.

1

BEDROOM
APARTMENT

TYPE D - VARIANT 1
(with powder room + balcony)

SOBHA
AQUAMONT

TOWER B

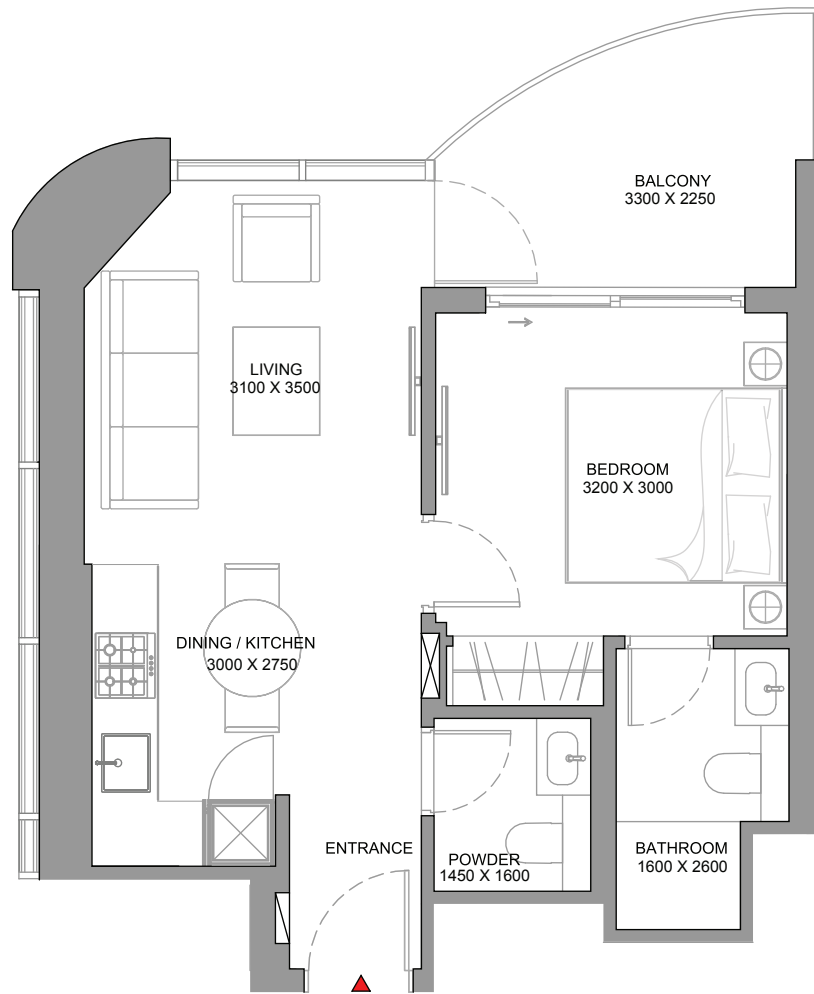


TOTAL SALEABLE AREA

SUITE RANGE = 94.49 SQ.FT.

BALCONY = 86.22 SQ.FT.

TOTAL RANGE = 580.71 SQ.FT.



List of unit numbers with this unit plan:

VIEWS

Sea & Amenity View

B-203, B-303, B-403, B-503, B-603, B-703, B-803, B-903, B-1003, B-1103, B-1203, B-1303,
B-1403, B-1503, B-1603, B-1703, B-1803, B-1903, B-2003, B-2303, B-2403, B-2503, B-2603,
B-2703, B-2803, B-2903, B-3003, B-3103, B-3203, B-3303, B-3403

DISCLAIMER: 1. ALL DIMENSIONS ARE IN METRIC, MEASURED TO WALL. 2. ALL DIMENSIONS & DRAWINGS ARE APPROXIMATE. 3. ACTUAL AREA MAY VARY FROM THE STATED AREA. 4. DRAWING ARE NOT TO SCALE. 5. LAYOUT REPRESENTATION AND IMAGES ARE FOR ILLUSTRATIVE PURPOSES ONLY AND MAY NOT REPRESENT THE ACTUAL SIZE, FEATURES, SPECIFICATIONS FOR KITCHEN FIXTURES, APPLIANCES, FITTINGS, FURNITURE OR FURNISHINGS AND FACADE. ACTUAL PRODUCTS AND DETAILS MAY VARY. 6. THE DEVELOPER RESERVES THE RIGHT TO MAKE REVISIONS/ALTERATIONS, AT ITS ABSOLUTE DISCRETION, WITHOUT PRIOR INTIMATION OR ANY LIABILITY WHATSOEVER.

SOBHA
DOWNTOWN
UMM AL QUWAIN

2 BEDROOM APARTMENT

TYPE A - VARIANT 1

(with powder room + balcony)

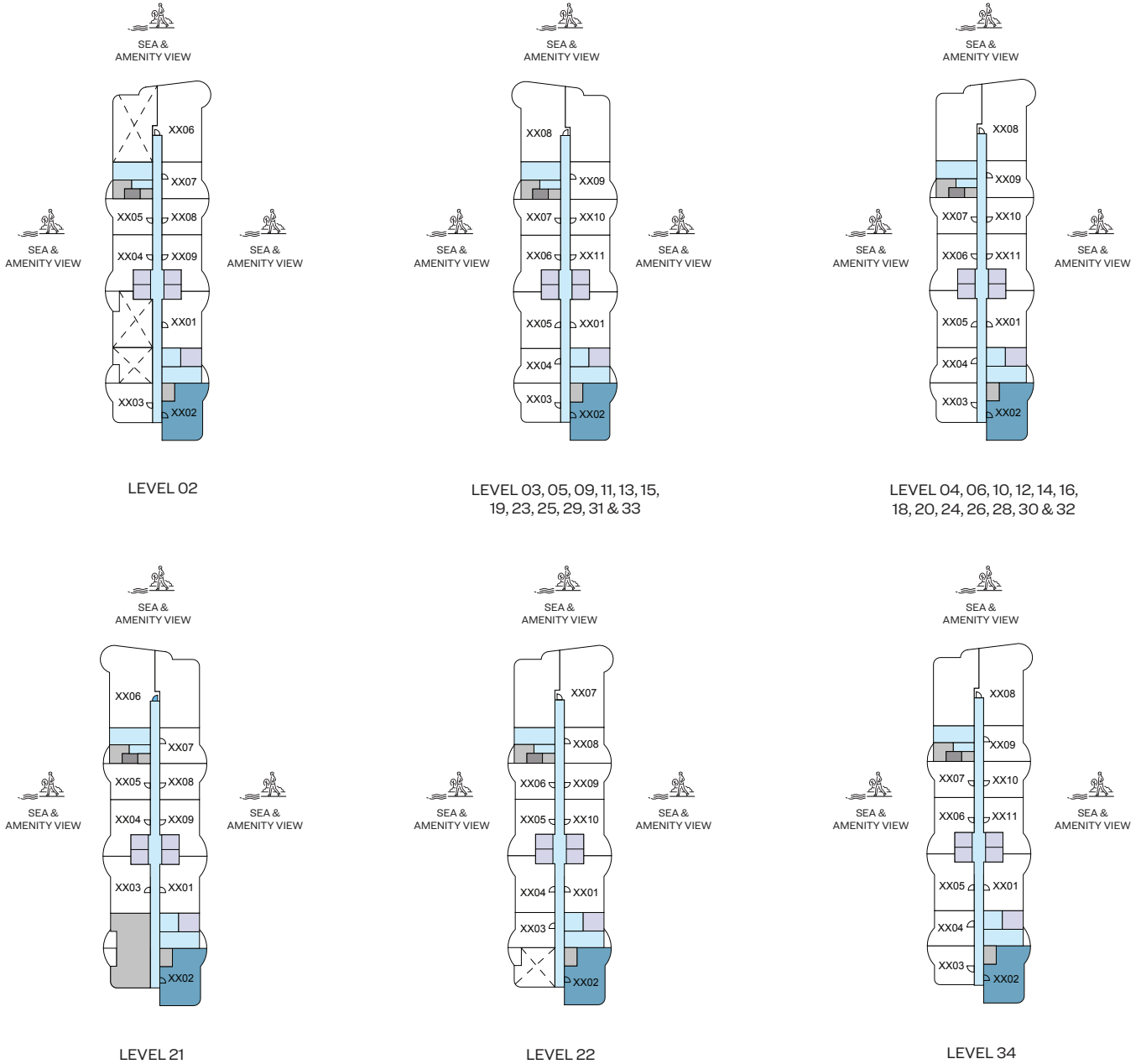
TOTAL SALEABLE AREA
 SUITE RANGE = 689.00 SQ.FT.
 BALCONY = 86.11 SQ.FT.
 TOTAL RANGE = 775.11 SQ.FT.

SOBHA AQUAMONT

TOWER B



UNIT



List of unit numbers with this unit plan:

VIEWS

Sea & Amenity View

B-202, B-302, B-402, B-502, B-602, B-902, B-1002, B-1102, B-1202, B-1302, B-1402, B-1502, B-1602, B-1802, B-1902, B-2002, B-2102, B-2202, B-2302, B-2402, B-2502, B-2602, B-2802, B-2902, B-3002, B-3102, B-3202, B-3302, B-3402

DISCLAIMER: 1. ALL DIMENSIONS ARE IN METRIC, MEASURED TO WALL. 2. ALL DIMENSIONS & DRAWINGS ARE APPROXIMATE. 3. ACTUAL AREA MAY VARY FROM THE STATED AREA. 4. DRAWING ARE NOT TO SCALE. 5. LAYOUT REPRESENTATION AND IMAGES ARE FOR ILLUSTRATIVE PURPOSES ONLY AND MAY NOT REPRESENT THE ACTUAL SIZE, FEATURES, SPECIFICATIONS FOR KITCHEN FIXTURES, APPLIANCES, FITTINGS, FURNITURE OR FURNISHINGS AND FACADE. ACTUAL PRODUCTS AND DETAILS MAY VARY. 6. THE DEVELOPER RESERVES THE RIGHT TO MAKE REVISIONS/ ALTERATIONS, AT ITS ABSOLUTE DISCRETION, WITHOUT PRIOR INTIMATION OR ANY LIABILITY WHATSOEVER.

2 BEDROOM APARTMENT

TYPE A - VARIANT 1

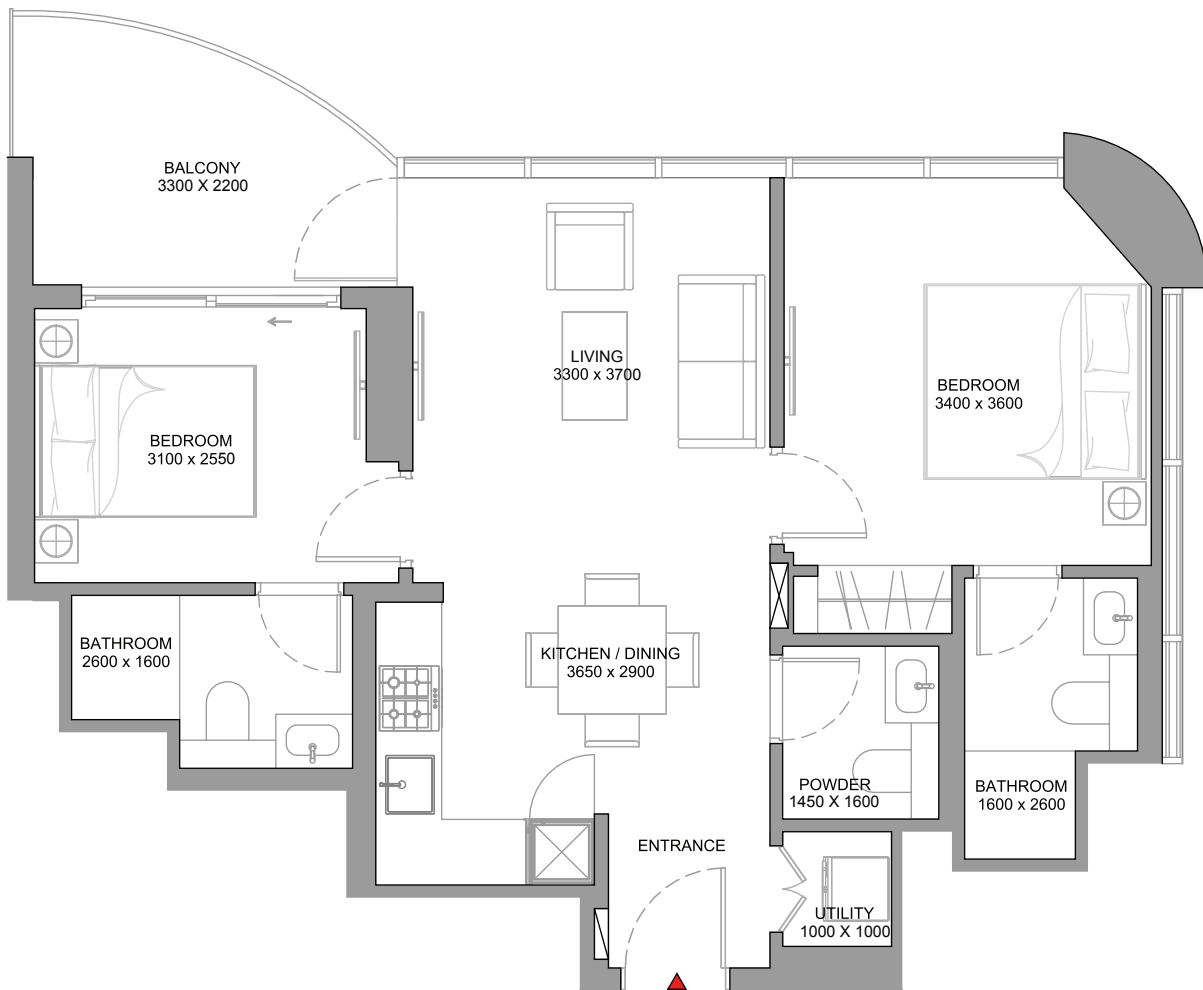
(with powder room + balcony)

SOBHA AQUAMONT

TOWER B



TOTAL SALEABLE AREA
 SUITE RANGE = 689.00 SQ.FT.
 BALCONY = 86.11 SQ.FT.
 TOTAL RANGE = 775.11 SQ.FT.



List of unit numbers with this unit plan:

VIEWS

Sea & Amenity View

B-202, B-302, B-402, B-502, B-602, B-902, B-1002, B-1102, B-1202, B-1302, B-1402, B-1502, B-1602, B-1802, B-1902, B-2002, B-2102, B-2202, B-2302, B-2402, B-2502, B-2602, B-2802, B-2902, B-3002, B-3102, B-3202, B-3302, B-3402

DISCLAIMER: 1. ALL DIMENSIONS ARE IN METRIC, MEASURED TO WALL. 2. ALL DIMENSIONS & DRAWINGS ARE APPROXIMATE. 3. ACTUAL AREA MAY VARY FROM THE STATED AREA. 4. DRAWING ARE NOT TO SCALE. 5. LAYOUT REPRESENTATION AND IMAGES ARE FOR ILLUSTRATIVE PURPOSES ONLY AND MAY NOT REPRESENT THE ACTUAL SIZE, FEATURES, SPECIFICATIONS FOR KITCHEN FIXTURES, APPLIANCES, FITTINGS, FURNITURE OR FURNISHINGS AND FACADE. ACTUAL PRODUCTS AND DETAILS MAY VARY. 6. THE DEVELOPER RESERVES THE RIGHT TO MAKE REVISIONS/ ALTERATIONS, AT ITS ABSOLUTE DISCRETION, WITHOUT PRIOR INTIMATION OR ANY LIABILITY WHATSOEVER.

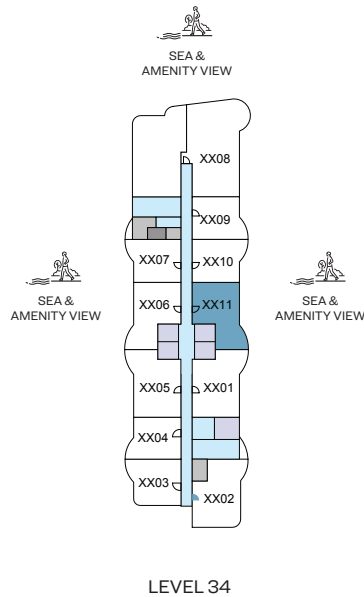
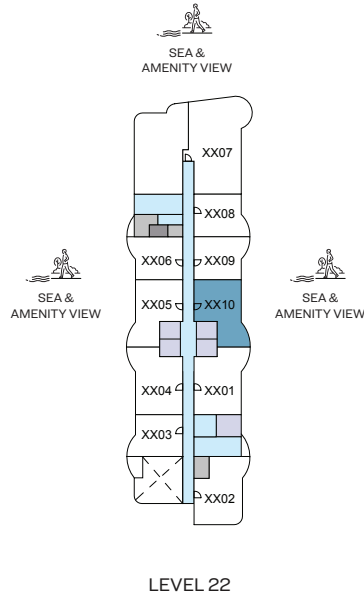
2 BEDROOM APARTMENT
TYPE B
 (with balcony)

TOTAL SALEABLE AREA
 SUITE = 634.96 SQ.FT.
 BALCONY = 97.74 SQ.FT.
 TOTAL = 732.70 SQ.FT.

SOBHA
 AQUAMONT
 TOWER B



UNIT



List of unit numbers with this unit plan:

VIEWS

Sea & Amenity View

209, 311, 411, 511, 611, 711, 811, 911, 1011, 1111, 1211, 1311, 1411, 1511, 1611, 1711, 1811, 1911, 2011, 2109, 2210, 2311, 2411, 2511, 2611, 2711, 2811, 2911, 3011, 3111, 3211, 3311, 3411

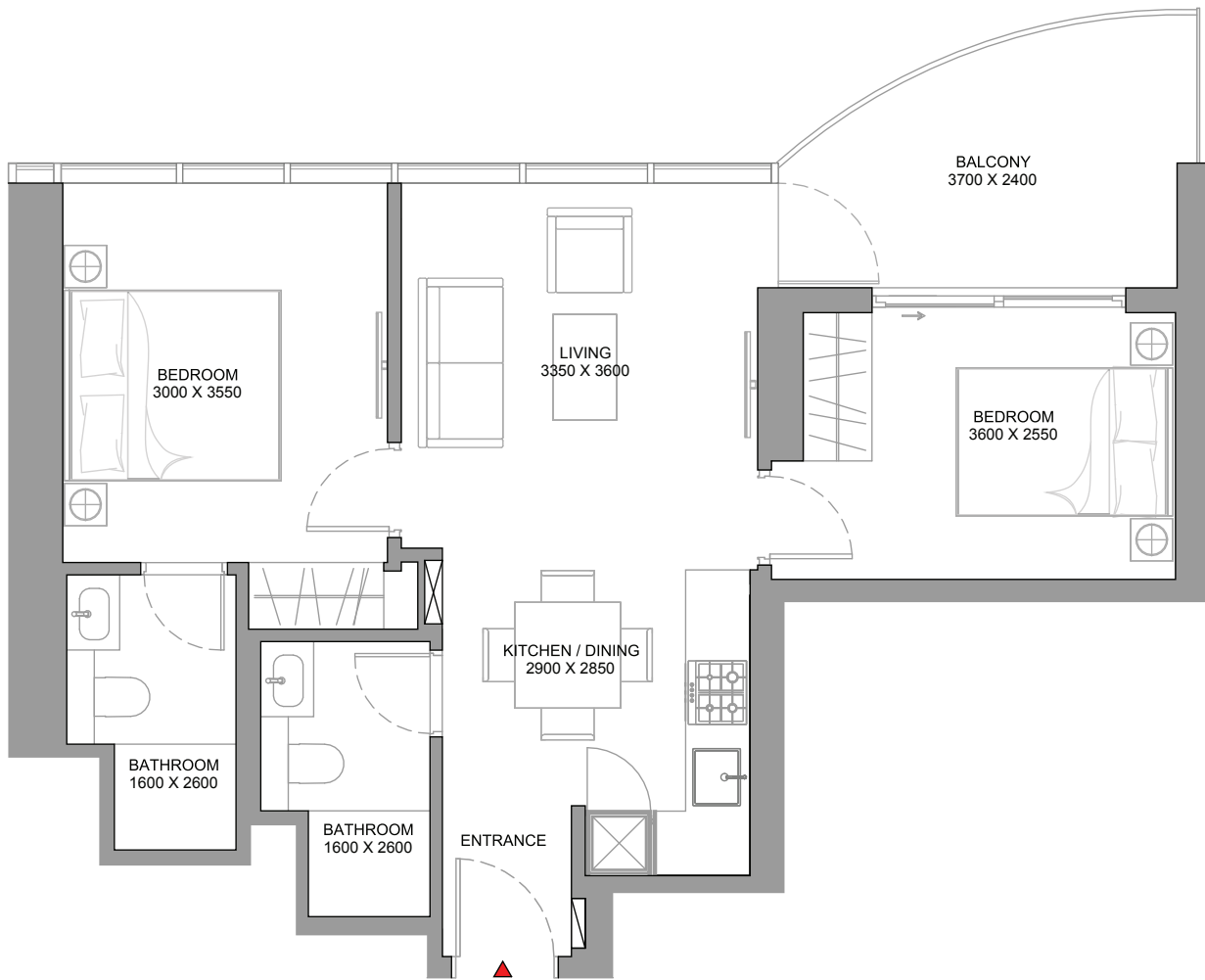
DISCLAIMER: 1. ALL DIMENSIONS ARE IN METRIC, MEASURED TO WALL. 2. ALL DIMENSIONS & DRAWINGS ARE APPROXIMATE. 3. ACTUAL AREA MAY VARY FROM THE STATED AREA. 4. DRAWING ARE NOT TO SCALE. 5. LAYOUT REPRESENTATION AND IMAGES ARE FOR ILLUSTRATIVE PURPOSES ONLY AND MAY NOT REPRESENT THE ACTUAL SIZE, FEATURES, SPECIFICATIONS FOR KITCHEN FIXTURES, APPLIANCES, FITTINGS, FURNITURE OR FURNISHINGS AND FACADE. ACTUAL PRODUCTS AND DETAILS MAY VARY. 6. THE DEVELOPER RESERVES THE RIGHT TO MAKE REVISIONS/ ALTERATIONS, AT ITS ABSOLUTE DISCRETION, WITHOUT PRIOR INTIMATION OR ANY LIABILITY WHATSOEVER.

2 BEDROOM APARTMENT

TYPE B (with balcony)

TOTAL SALEABLE AREA
 SUITE = 634.96 SQ.FT.
 BALCONY = 97.74 SQ.FT.
 TOTAL = 732.70 SQ.FT.

SOBHA AQUAMONT TOWER B



List of unit numbers with this unit plan:

VIEWS

Sea & Amenity View

209, 311, 411, 511, 611, 711, 811, 911, 1011, 1111, 1211, 1311, 1411, 1511, 1611, 1711, 1811, 1911, 2011, 2109, 2210, 2311, 2411, 2511, 2611, 2711, 2811, 2911, 3011, 3111, 3211, 3311, 3411

DISCLAIMER: 1. ALL DIMENSIONS ARE IN METRIC, MEASURED TO WALL. 2. ALL DIMENSIONS & DRAWINGS ARE APPROXIMATE. 3. ACTUAL AREA MAY VARY FROM THE STATED AREA. 4. DRAWING ARE NOT TO SCALE. 5. LAYOUT REPRESENTATION AND IMAGES ARE FOR ILLUSTRATIVE PURPOSES ONLY AND MAY NOT REPRESENT THE ACTUAL SIZE, FEATURES, SPECIFICATIONS FOR KITCHEN FIXTURES, APPLIANCES, FITTINGS, FURNITURE OR FURNISHINGS AND FACADE. ACTUAL PRODUCTS AND DETAILS MAY VARY. 6. THE DEVELOPER RESERVES THE RIGHT TO MAKE REVISIONS/ ALTERATIONS, AT ITS ABSOLUTE DISCRETION, WITHOUT PRIOR INTIMATION OR ANY LIABILITY WHATSOEVER.

2 BEDROOM APARTMENT

TYPE B - VARIANT 1

(with balcony)

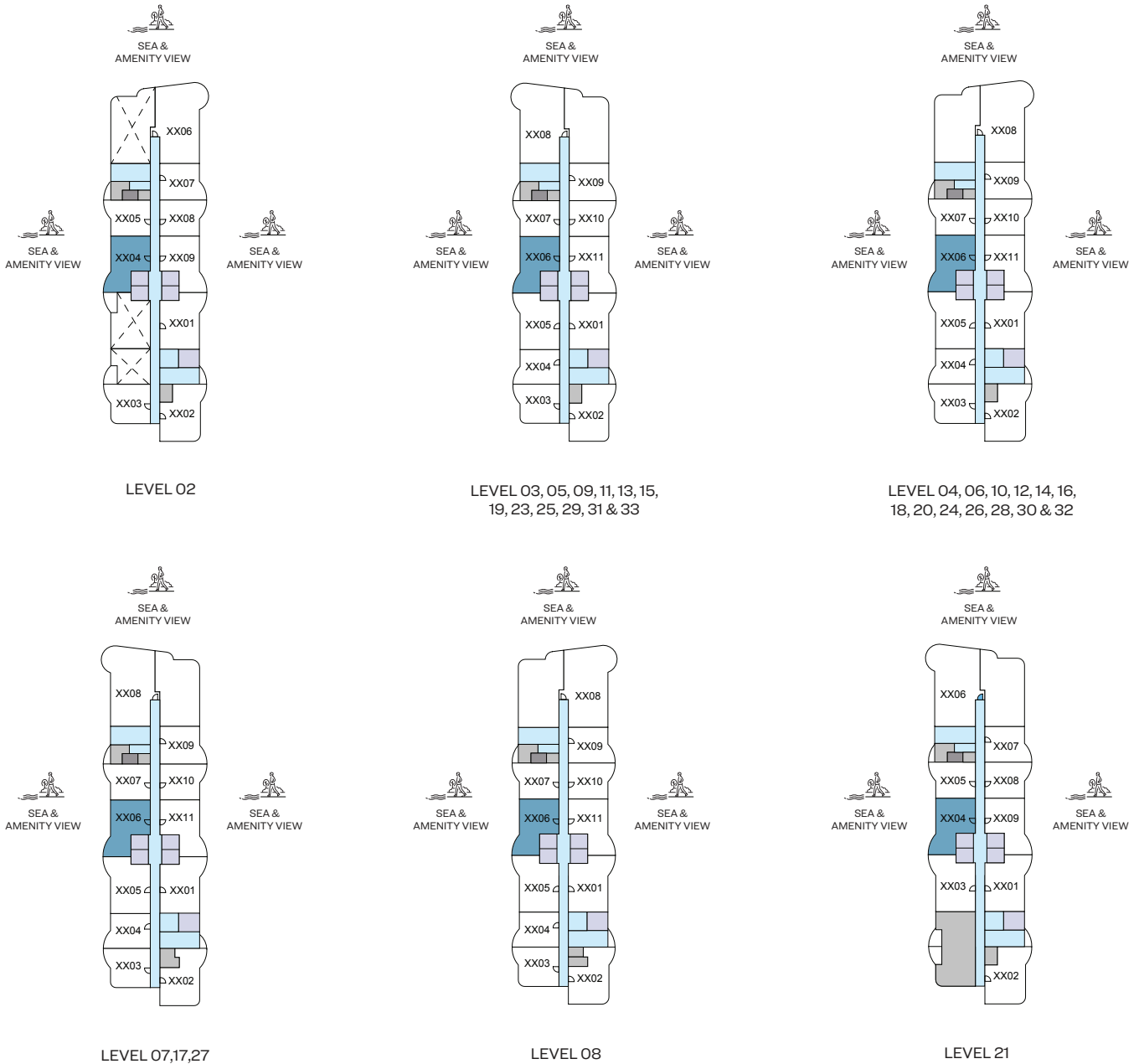
TOTAL SALEABLE AREA
 SUITE = 630.66 SQ.FT.
 BALCONY = 97.74 SQ.FT.
 TOTAL = 728.39 SQ.FT.

SOBHA AQUAMONT

TOWER B



UNIT



List of unit numbers with this unit plan:

VIEWS

Sea & Amenity View

B-206, B-306, B-406, B-506, B-606, B-706, B-806, B-906, B-1006, B-1106, B-1206, B-1306, B-1406, B-1506, B-1606, B-1706, B-1806, B-1906, B-2006, B-2104, B-2205, B-2306, B-2406, B-2506, B-2606, B-2706, B-2806, B-2906, B-3006, B-3106, B-3206, B-3306, B-3406

DISCLAIMER: 1. ALL DIMENSIONS ARE IN METRIC, MEASURED TO WALL. 2. ALL DIMENSIONS & DRAWINGS ARE APPROXIMATE. 3. ACTUAL AREA MAY VARY FROM THE STATED AREA. 4. DRAWING ARE NOT TO SCALE. 5. LAYOUT REPRESENTATION AND IMAGES ARE FOR ILLUSTRATIVE PURPOSES ONLY AND MAY NOT REPRESENT THE ACTUAL SIZE, FEATURES, SPECIFICATIONS FOR KITCHEN FIXTURES, APPLIANCES, FITTINGS, FURNITURE OR FURNISHINGS AND FACADE. ACTUAL PRODUCTS AND DETAILS MAY VARY. 6. THE DEVELOPER RESERVES THE RIGHT TO MAKE REVISIONS/ ALTERATIONS, AT ITS ABSOLUTE DISCRETION, WITHOUT PRIOR INTIMATION OR ANY LIABILITY WHATSOEVER.

2 BEDROOM APARTMENT

TYPE B - VARIANT 1

(with balcony)

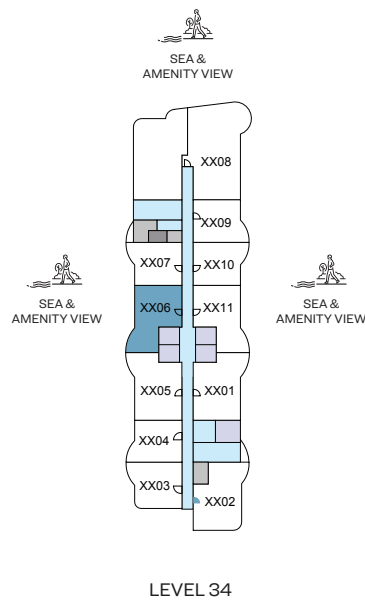
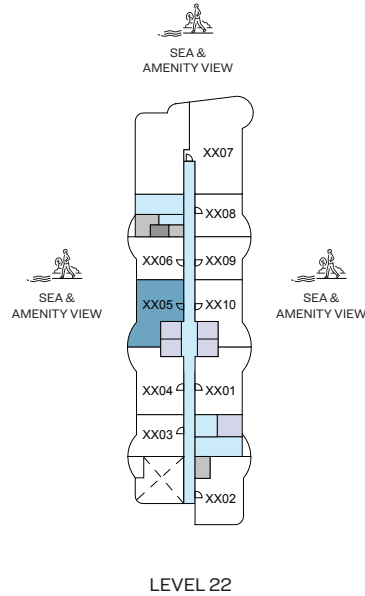
TOTAL SALEABLE AREA
 SUITE = 630.66 SQ.FT.
 BALCONY = 97.74 SQ.FT.
 TOTAL = 728.39 SQ.FT.

SOBHA AQUAMONT

TOWER B



UNIT



List of unit numbers with this unit plan:

VIEWS

Sea & Amenity View

B-206, B-306, B-406, B-506, B-606, B-706, B-806, B-906, B-1006, B-1106, B-1206, B-1306,
 B-1406, B-1506, B-1606, B-1706, B-1806, B-1906, B-2006, B-2104, B-2205, B-2306, B-2406,
 B-2506, B-2606, B-2706, B-2806, B-2906, B-3006, B-3106, B-3206, B-3306, B-3406

DISCLAIMER: 1. ALL DIMENSIONS ARE IN METRIC, MEASURED TO WALL. 2. ALL DIMENSIONS & DRAWINGS ARE APPROXIMATE. 3. ACTUAL AREA MAY VARY FROM THE STATED AREA. 4. DRAWING ARE NOT TO SCALE. 5. LAYOUT REPRESENTATION AND IMAGES ARE FOR ILLUSTRATIVE PURPOSES ONLY AND MAY NOT REPRESENT THE ACTUAL SIZE, FEATURES, SPECIFICATIONS FOR KITCHEN FIXTURES, APPLIANCES, FITTINGS, FURNITURE OR FURNISHINGS AND FACADE. ACTUAL PRODUCTS AND DETAILS MAY VARY. 6. THE DEVELOPER RESERVES THE RIGHT TO MAKE REVISIONS/ ALTERATIONS, AT ITS ABSOLUTE DISCRETION, WITHOUT PRIOR INTIMATION OR ANY LIABILITY WHATSOEVER.

2 BEDROOM APARTMENT

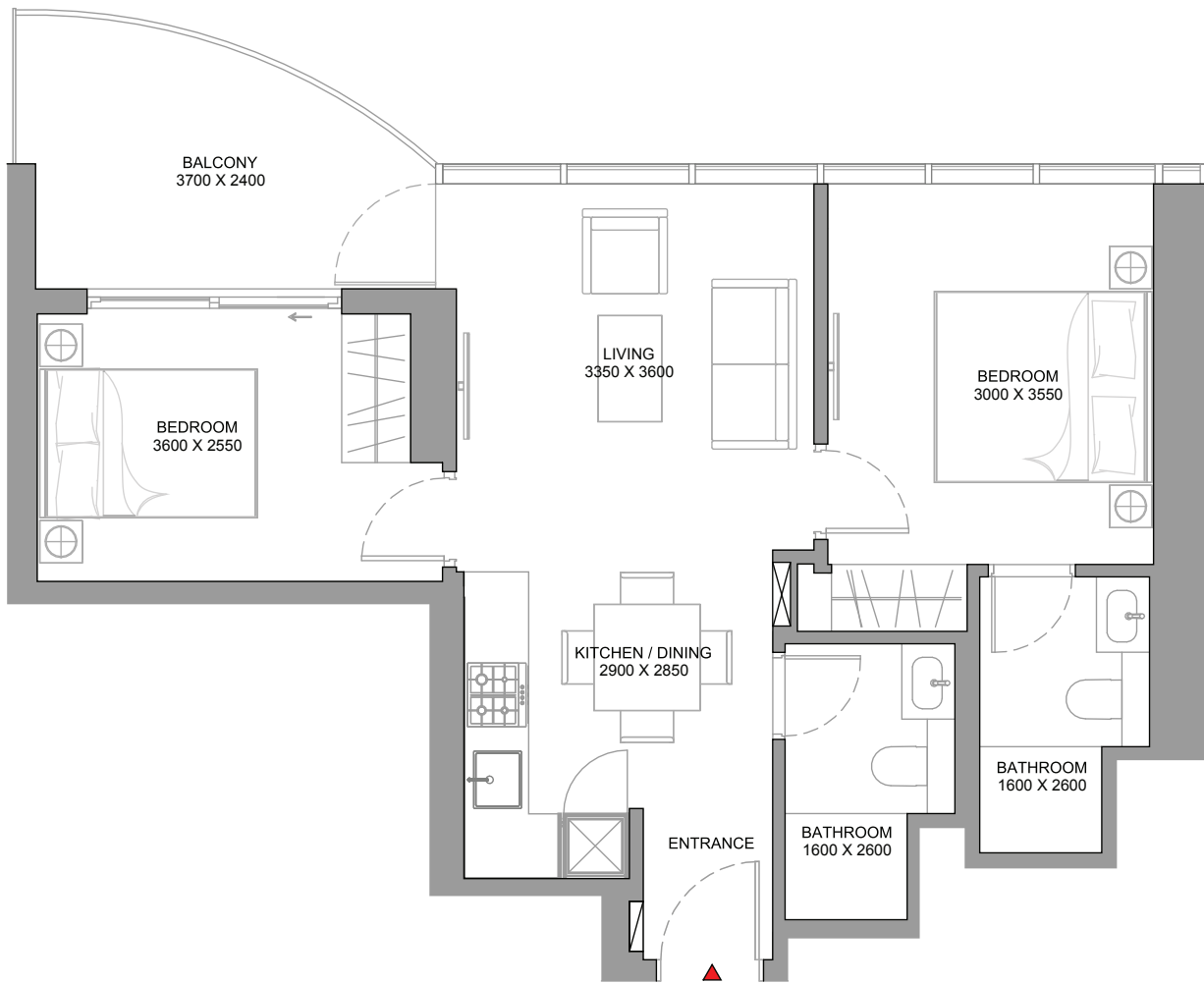
TYPE B - VARIANT 1

(with balcony)

TOTAL SALEABLE AREA
 SUITE = 630.66 SQ.FT.
 BALCONY = 97.74 SQ.FT.
 TOTAL = 728.39 SQ.FT.

SOBHA AQUAMONT

TOWER B



List of unit numbers with this unit plan:

VIEWS

Sea & Amenity View

B-206, B-306, B-406, B-506, B-606, B-706, B-806, B-906, B-1006, B-1106, B-1206, B-1306, B-1406, B-1506, B-1606, B-1706, B-1806, B-1906, B-2006, B-2104, B-2205, B-2306, B-2406, B-2506, B-2606, B-2706, B-2806, B-2906, B-3006, B-3106, B-3206, B-3306, B-3406

DISCLAIMER: 1. ALL DIMENSIONS ARE IN METRIC, MEASURED TO WALL. 2. ALL DIMENSIONS & DRAWINGS ARE APPROXIMATE. 3. ACTUAL AREA MAY VARY FROM THE STATED AREA. 4. DRAWING ARE NOT TO SCALE. 5. LAYOUT REPRESENTATION AND IMAGES ARE FOR ILLUSTRATIVE PURPOSES ONLY AND MAY NOT REPRESENT THE ACTUAL SIZE, FEATURES, SPECIFICATIONS FOR KITCHEN FIXTURES, APPLIANCES, FITTINGS, FURNITURE OR FURNISHINGS AND FACADE. ACTUAL PRODUCTS AND DETAILS MAY VARY. 6. THE DEVELOPER RESERVES THE RIGHT TO MAKE REVISIONS/ ALTERATIONS, AT ITS ABSOLUTE DISCRETION, WITHOUT PRIOR INTIMATION OR ANY LIABILITY WHATSOEVER.

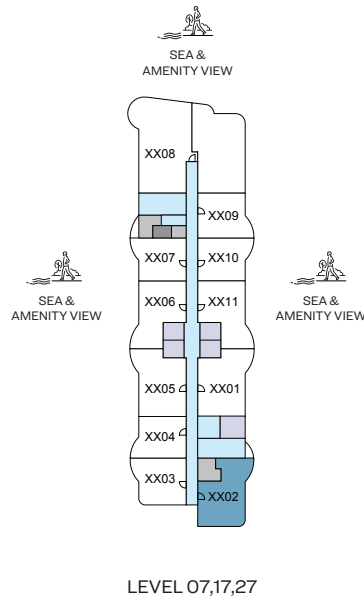
2 BEDROOM APARTMENT
TYPE F - VARIANT 1
 (with balcony)

TOTAL SALEABLE AREA
 SUITE = 641.74 SQ.FT.
 BALCONY = 86.11 SQ.FT.
 TOTAL = 727.85 SQ.FT.

SOBHA AQUAMONT
TOWER B



UNIT



List of unit numbers with this unit plan:

VIEWS

Sea & Amenity View
 B-702, B-1702, B-2702

DISCLAIMER: 1. ALL DIMENSIONS ARE IN METRIC, MEASURED TO WALL. 2. ALL DIMENSIONS & DRAWINGS ARE APPROXIMATE. 3. ACTUAL AREA MAY VARY FROM THE STATED AREA. 4. DRAWING ARE NOT TO SCALE. 5. LAYOUT REPRESENTATION AND IMAGES ARE FOR ILLUSTRATIVE PURPOSES ONLY AND MAY NOT REPRESENT THE ACTUAL SIZE, FEATURES, SPECIFICATIONS FOR KITCHEN FIXTURES, APPLIANCES, FITTINGS, FURNITURE OR FURNISHINGS AND FACADE. ACTUAL PRODUCTS AND DETAILS MAY VARY. 6. THE DEVELOPER RESERVES THE RIGHT TO MAKE REVISIONS/ ALTERATIONS, AT ITS ABSOLUTE DISCRETION, WITHOUT PRIOR INTIMATION OR ANY LIABILITY WHATSOEVER.

2 BEDROOM APARTMENT

TYPE F - VARIANT 1

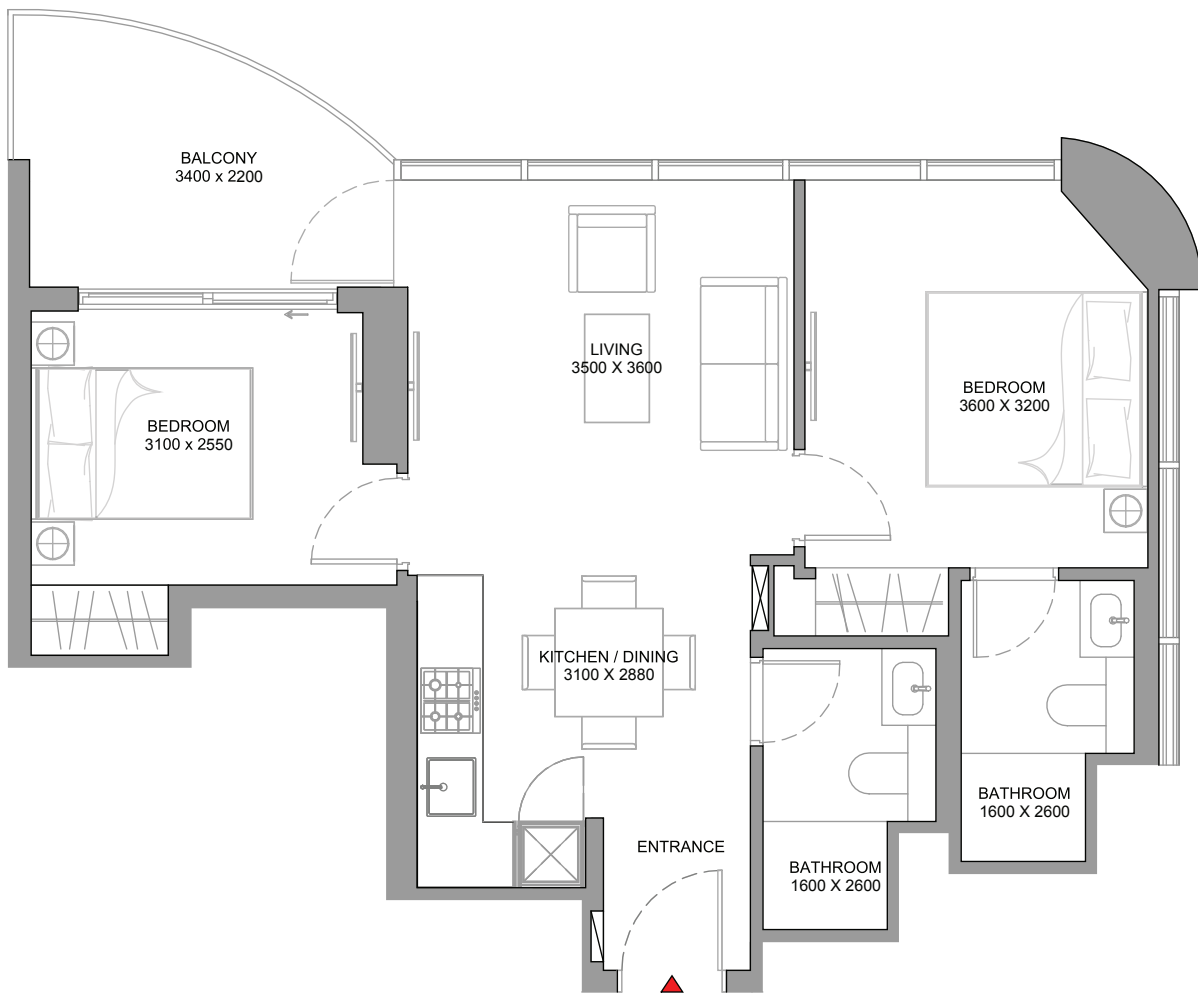
(with balcony)

SOBHA AQUAMONT

TOWER B



TOTAL SALEABLE AREA
 SUITE = 641.74 SQ.FT.
 BALCONY = 86.11 SQ.FT.
 TOTAL = 727.85 SQ.FT.



List of unit numbers with this unit plan:

VIEWS

Sea & Amenity View
 B-702, B-1702, B-2702

DISCLAIMER: 1. ALL DIMENSIONS ARE IN METRIC, MEASURED TO WALL. 2. ALL DIMENSIONS & DRAWINGS ARE APPROXIMATE. 3. ACTUAL AREA MAY VARY FROM THE STATED AREA. 4. DRAWING ARE NOT TO SCALE. 5. LAYOUT REPRESENTATION AND IMAGES ARE FOR ILLUSTRATIVE PURPOSES ONLY AND MAY NOT REPRESENT THE ACTUAL SIZE, FEATURES, SPECIFICATIONS FOR KITCHEN FIXTURES, APPLIANCES, FITTINGS, FURNITURE OR FURNISHINGS AND FACADE. ACTUAL PRODUCTS AND DETAILS MAY VARY. 6. THE DEVELOPER RESERVES THE RIGHT TO MAKE REVISIONS/ ALTERATIONS, AT ITS ABSOLUTE DISCRETION, WITHOUT PRIOR INTIMATION OR ANY LIABILITY WHATSOEVER.

2 BEDROOM APARTMENT

TYPE G - VARIANT 1

(with balcony)

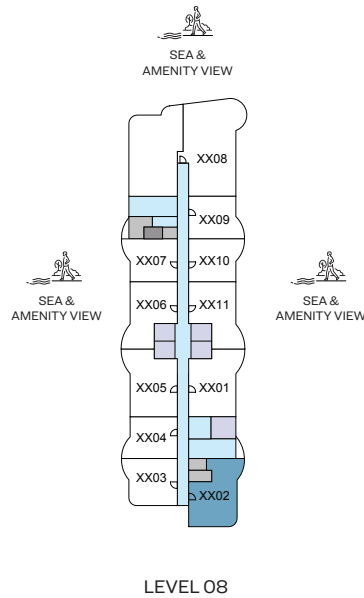
TOTAL SALEABLE AREA
 SUITE = 672.31 SQ.FT.
 BALCONY = 86.11 SQ.FT.
 TOTAL = 758.42 SQ.FT.

SOBHA AQUAMONT

TOWER B



UNIT



List of unit numbers with this unit plan:

VIEWS

Sea & Amenity View
 B-802

DISCLAIMER: 1. ALL DIMENSIONS ARE IN METRIC, MEASURED TO WALL. 2. ALL DIMENSIONS & DRAWINGS ARE APPROXIMATE. 3. ACTUAL AREA MAY VARY FROM THE STATED AREA. 4. DRAWING ARE NOT TO SCALE. 5. LAYOUT REPRESENTATION AND IMAGES ARE FOR ILLUSTRATIVE PURPOSES ONLY AND MAY NOT REPRESENT THE ACTUAL SIZE, FEATURES, SPECIFICATIONS FOR KITCHEN FIXTURES, APPLIANCES, FITTINGS, FURNITURE OR FURNISHINGS AND FACADE. ACTUAL PRODUCTS AND DETAILS MAY VARY. 6. THE DEVELOPER RESERVES THE RIGHT TO MAKE REVISIONS/ ALTERATIONS, AT ITS ABSOLUTE DISCRETION, WITHOUT PRIOR INTIMATION OR ANY LIABILITY WHATSOEVER.

2 BEDROOM APARTMENT

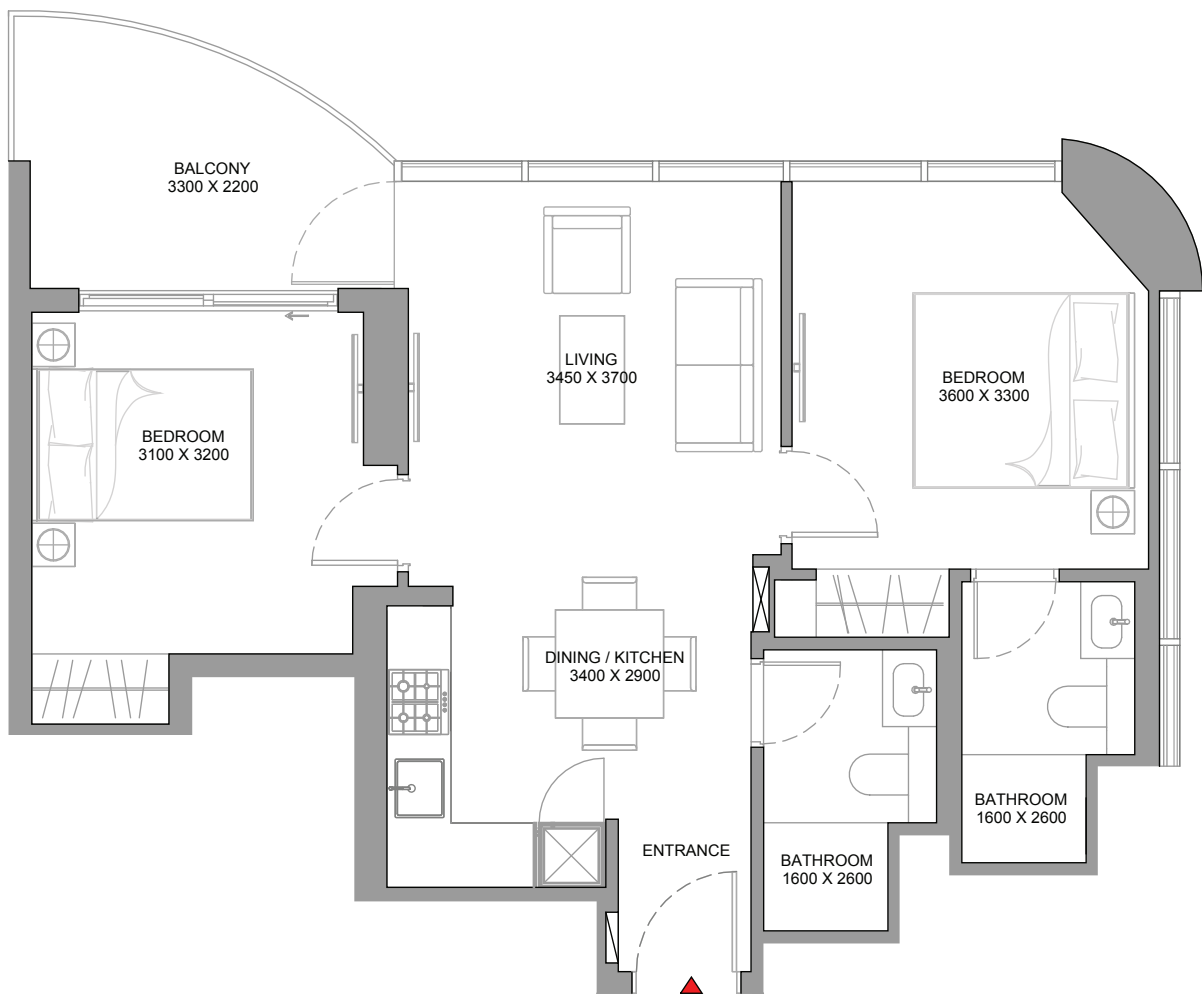
TYPE G - VARIANT 1

(with balcony)

TOTAL SALEABLE AREA
 SUITE = 672.31 SQ.FT.
 BALCONY = 86.11 SQ.FT.
 TOTAL = 758.42 SQ.FT.

SOBHA AQUAMONT

TOWER B



List of unit numbers with this unit plan:

VIEWS

Sea & Amenity View
 B-802

DISCLAIMER: 1. ALL DIMENSIONS ARE IN METRIC, MEASURED TO WALL. 2. ALL DIMENSIONS & DRAWINGS ARE APPROXIMATE. 3. ACTUAL AREA MAY VARY FROM THE STATED AREA. 4. DRAWING ARE NOT TO SCALE. 5. LAYOUT REPRESENTATION AND IMAGES ARE FOR ILLUSTRATIVE PURPOSES ONLY AND MAY NOT REPRESENT THE ACTUAL SIZE, FEATURES, SPECIFICATIONS FOR KITCHEN FIXTURES, APPLIANCES, FITTINGS, FURNITURE OR FURNISHINGS AND FACADE. ACTUAL PRODUCTS AND DETAILS MAY VARY. 6. THE DEVELOPER RESERVES THE RIGHT TO MAKE REVISIONS/ ALTERATIONS, AT ITS ABSOLUTE DISCRETION, WITHOUT PRIOR INTIMATION OR ANY LIABILITY WHATSOEVER.

2 BEDROOM APARTMENT

TYPE H - VARIANT 1

(with balcony)

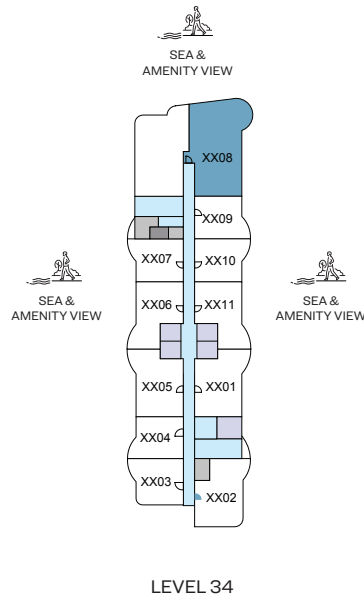
TOTAL SALEABLE AREA
 SUITE = 1,097.27 SQ.FT.
 BALCONY = 287.40 SQ.FT.
 TOTAL = 1,384.67 SQ.FT.

SOBHA AQUAMONT

TOWER B



UNIT



List of unit numbers with this unit plan:

VIEWS

Sea & Amenity View
 B-3408

DISCLAIMER: 1. ALL DIMENSIONS ARE IN METRIC, MEASURED TO WALL. 2. ALL DIMENSIONS & DRAWINGS ARE APPROXIMATE. 3. ACTUAL AREA MAY VARY FROM THE STATED AREA. 4. DRAWING ARE NOT TO SCALE. 5. LAYOUT REPRESENTATION AND IMAGES ARE FOR ILLUSTRATIVE PURPOSES ONLY AND MAY NOT REPRESENT THE ACTUAL SIZE, FEATURES, SPECIFICATIONS FOR KITCHEN FIXTURES, APPLIANCES, FITTINGS, FURNITURE OR FURNISHINGS AND FACADE. ACTUAL PRODUCTS AND DETAILS MAY VARY. 6. THE DEVELOPER RESERVES THE RIGHT TO MAKE REVISIONS/ ALTERATIONS, AT ITS ABSOLUTE DISCRETION, WITHOUT PRIOR INTIMATION OR ANY LIABILITY WHATSOEVER.

2 BEDROOM APARTMENT

TYPE H - VARIANT 1

(with balcony)

TOTAL SALEABLE AREA
 SUITE = 1,097.27 SQ.FT.
 BALCONY = 287.40 SQ.FT.
 TOTAL = 1,384.67 SQ.FT.

SOBHA AQUAMONT

TOWER B



List of unit numbers with this unit plan:

VIEWS

Sea & Amenity View
 B-3408

DISCLAIMER: 1. ALL DIMENSIONS ARE IN METRIC, MEASURED TO WALL. 2. ALL DIMENSIONS & DRAWINGS ARE APPROXIMATE. 3. ACTUAL AREA MAY VARY FROM THE STATED AREA. 4. DRAWING ARE NOT TO SCALE. 5. LAYOUT REPRESENTATION AND IMAGES ARE FOR ILLUSTRATIVE PURPOSES ONLY AND MAY NOT REPRESENT THE ACTUAL SIZE, FEATURES, SPECIFICATIONS FOR KITCHEN FIXTURES, APPLIANCES, FITTINGS, FURNITURE OR FURNISHINGS AND FACADE. ACTUAL PRODUCTS AND DETAILS MAY VARY. 6. THE DEVELOPER RESERVES THE RIGHT TO MAKE REVISIONS/ ALTERATIONS, AT ITS ABSOLUTE DISCRETION, WITHOUT PRIOR INTIMATION OR ANY LIABILITY WHATSOEVER.

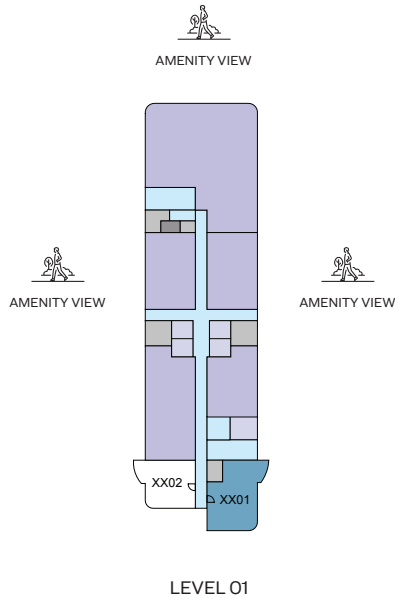
2 BEDROOM APARTMENT TYPE I (with powder room + yard)

TOTAL SALEABLE AREA
SUITE = 686.84 SQ.FT.
BALCONY = 108.72 SQ.FT.
TOTAL = 795.56 SQ.FT.

SOBHA AQUAMONT TOWER B



UNIT



List of unit numbers with this unit plan:

VIEWS

Amenity View
B-101

DISCLAIMER: 1. ALL DIMENSIONS ARE IN METRIC, MEASURED TO WALL. 2. ALL DIMENSIONS & DRAWINGS ARE APPROXIMATE. 3. ACTUAL AREA MAY VARY FROM THE STATED AREA. 4. DRAWING ARE NOT TO SCALE. 5. LAYOUT REPRESENTATION AND IMAGES ARE FOR ILLUSTRATIVE PURPOSES ONLY AND MAY NOT REPRESENT THE ACTUAL SIZE, FEATURES, SPECIFICATIONS FOR KITCHEN FIXTURES, APPLIANCES, FITTINGS, FURNITURE OR FURNISHINGS AND FACADE. ACTUAL PRODUCTS AND DETAILS MAY VARY. 6. THE DEVELOPER RESERVES THE RIGHT TO MAKE REVISIONS/ ALTERATIONS, AT ITS ABSOLUTE DISCRETION, WITHOUT PRIOR INTIMATION OR ANY LIABILITY WHATSOEVER.

2 BEDROOM APARTMENT

TYPE I

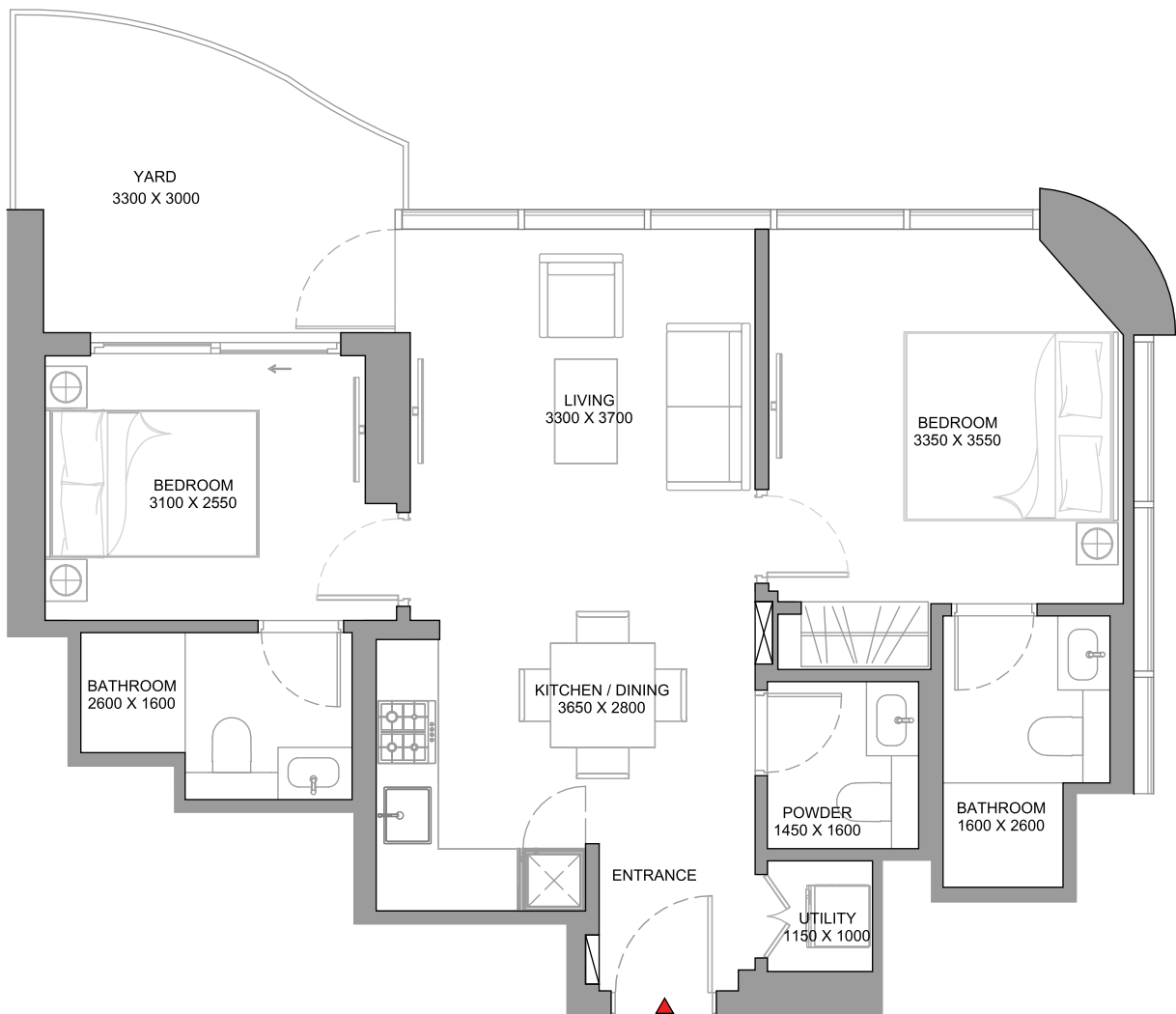
(with powder room + yard)

TOTAL SALEABLE AREA

SUITE = 686.84 SQ.FT.
BALCONY = 108.72 SQ.FT.
TOTAL = 795.56 SQ.FT.

SOBHA AQUAMONT

TOWER B



List of unit numbers with this unit plan:

VIEWS

Amenity View
B-101

DISCLAIMER: 1. ALL DIMENSIONS ARE IN METRIC, MEASURED TO WALL. 2. ALL DIMENSIONS & DRAWINGS ARE APPROXIMATE. 3. ACTUAL AREA MAY VARY FROM THE STATED AREA. 4. DRAWING ARE NOT TO SCALE. 5. LAYOUT REPRESENTATION AND IMAGES ARE FOR ILLUSTRATIVE PURPOSES ONLY AND MAY NOT REPRESENT THE ACTUAL SIZE, FEATURES, SPECIFICATIONS FOR KITCHEN FIXTURES, APPLIANCES, FITTINGS, FURNITURE OR FURNISHINGS AND FACADE. ACTUAL PRODUCTS AND DETAILS MAY VARY. 6. THE DEVELOPER RESERVES THE RIGHT TO MAKE REVISIONS/ ALTERATIONS, AT ITS ABSOLUTE DISCRETION, WITHOUT PRIOR INTIMATION OR ANY LIABILITY WHATSOEVER.

2 BEDROOM APARTMENT TYPE J (with powder room + balcony)

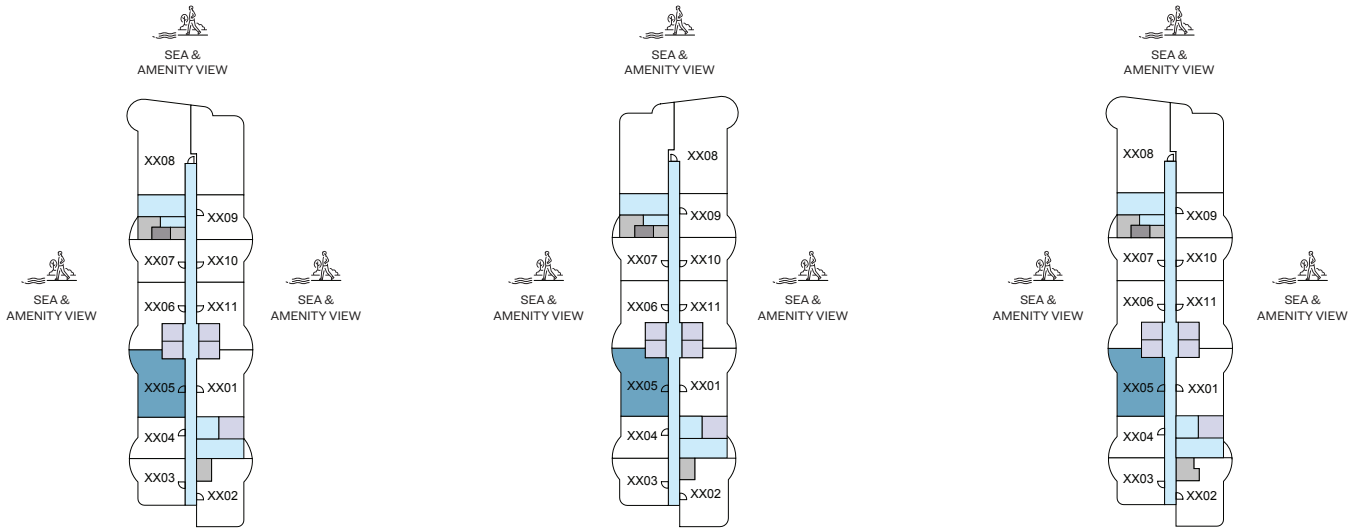
SOBHA AQUAMONT TOWER B



TOTAL SALEABLE AREA

SUITE RANGE = 695.24 - 697.29 SQ.FT.
BALCONY = 97.74 SQ.FT.
TOTAL RANGE = 792.98 - 795.02 SQ.FT.

UNIT



LEVEL 03, 05, 09, 11, 13, 15,
19, 23, 25, 29, 31 & 33

LEVEL 04, 06, 10, 12, 14, 16,
18, 20, 24, 26, 28, 30 & 32

LEVEL 07, 17, 27



LEVEL 08

LEVEL 21

LEVEL 22

List of unit numbers with this unit plan:

VIEWS

Sea & Amenity View

B-305, B-405, B-505, B-605, B-705, B-805, B-905, B-1005, B-1105, B-1205, B-1305, B-1405,
B-1505, B-1605, B-1705, B-1805, B-1905, B-2005, B-2103, B-2204, B-2305, B-2405, B-2505,
B-2605, B-2705, B-2805, B-2905, B-3005, B-3105, B-3205, B-3305, B-3405

2 BEDROOM APARTMENT

TYPE J

(with powder room + balcony)

TOTAL SALEABLE AREA

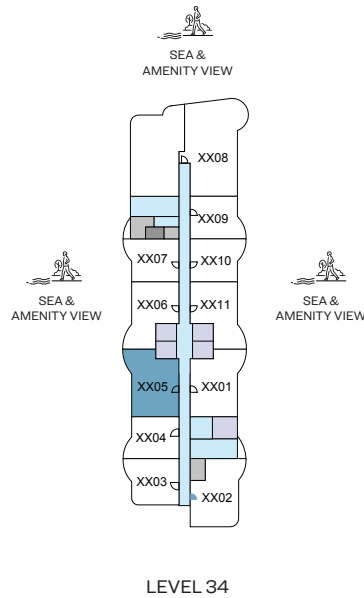
SUITE RANGE = 695.24 - 697.29 SQ.FT.
 BALCONY = 97.74 SQ.FT.
 TOTAL RANGE = 792.98 - 795.02 SQ.FT.

SOBHA AQUAMONT

TOWER B



UNIT



List of unit numbers with this unit plan:

VIEWS

Sea & Amenity View

B-305, B-405, B-505, B-605, B-705, B-805, B-905, B-1005, B-1105, B-1205, B-1305, B-1405, B-1505, B-1605, B-1705, B-1805, B-1905, B-2005, B-2103, B-2204, B-2305, B-2405, B-2505, B-2605, B-2705, B-2805, B-2905, B-3005, B-3105, B-3205, B-3305, B-3405

DISCLAIMER: 1. ALL DIMENSIONS ARE IN METRIC, MEASURED TO WALL. 2. ALL DIMENSIONS & DRAWINGS ARE APPROXIMATE. 3. ACTUAL AREA MAY VARY FROM THE STATED AREA. 4. DRAWING ARE NOT TO SCALE. 5. LAYOUT REPRESENTATION AND IMAGES ARE FOR ILLUSTRATIVE PURPOSES ONLY AND MAY NOT REPRESENT THE ACTUAL SIZE, FEATURES, SPECIFICATIONS FOR KITCHEN FIXTURES, APPLIANCES, FITTINGS, FURNITURE OR FURNISHINGS AND FACADE. ACTUAL PRODUCTS AND DETAILS MAY VARY. 6. THE DEVELOPER RESERVES THE RIGHT TO MAKE REVISIONS/ ALTERATIONS, AT ITS ABSOLUTE DISCRETION, WITHOUT PRIOR INTIMATION OR ANY LIABILITY WHATSOEVER.

2 BEDROOM APARTMENT

TYPE J

(with powder room + balcony)

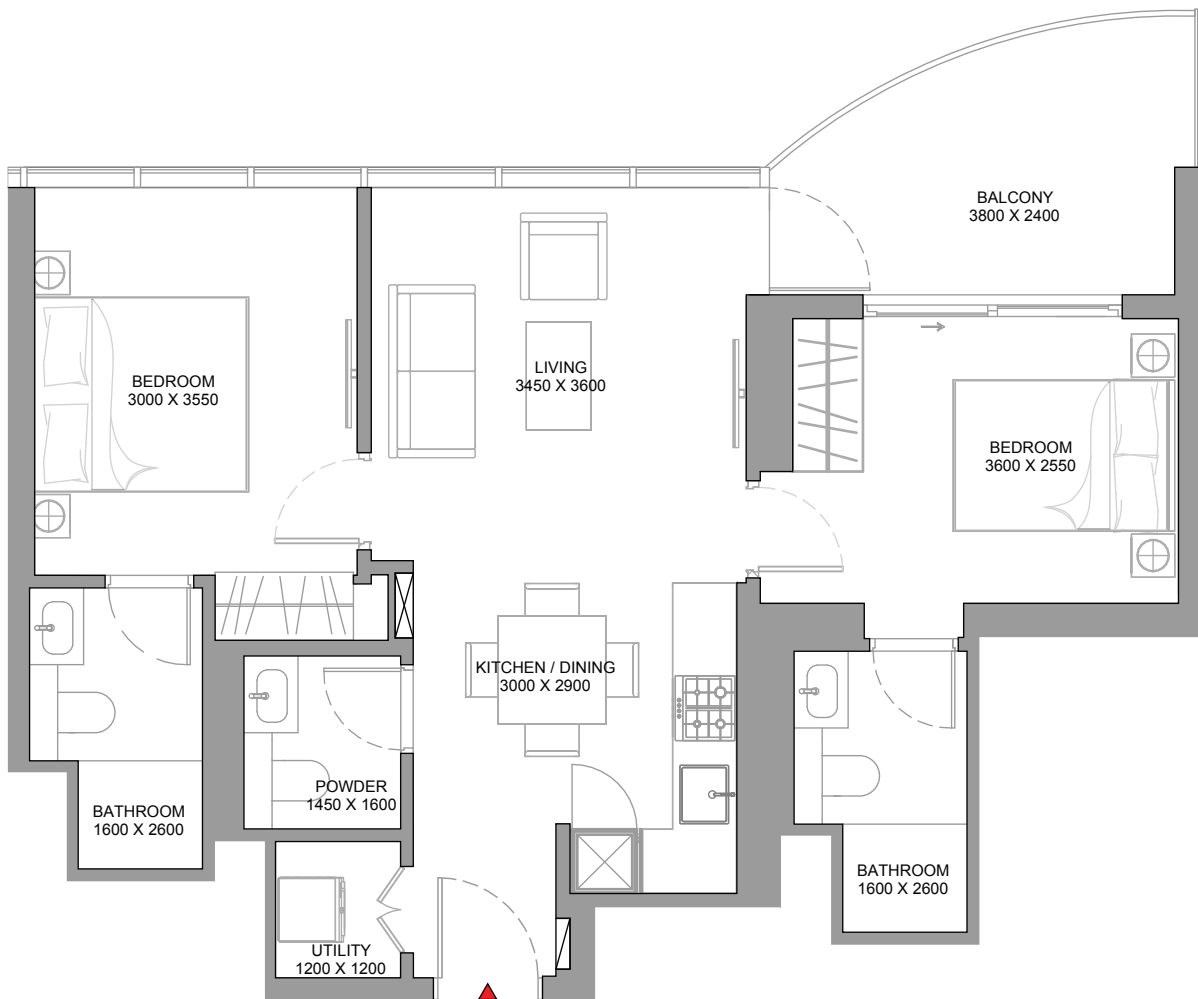
SOBHA AQUAMONT

TOWER B



TOTAL SALEABLE AREA

SUITE RANGE = 695.24 - 697.29 SQ.FT.
 BALCONY = 97.74 SQ.FT.
 TOTAL RANGE = 792.98 - 795.02 SQ.FT.



List of unit numbers with this unit plan:

VIEWS

Sea & Amenity View

B-305, B-405, B-505, B-605, B-705, B-805, B-905, B-1005, B-1105, B-1205, B-1305, B-1405, B-1505, B-1605, B-1705, B-1805, B-1905, B-2005, B-2103, B-2204, B-2305, B-2405, B-2505, B-2605, B-2705, B-2805, B-2905, B-3005, B-3105, B-3205, B-3305, B-3405

DISCLAIMER: 1. ALL DIMENSIONS ARE IN METRIC, MEASURED TO WALL. 2. ALL DIMENSIONS & DRAWINGS ARE APPROXIMATE. 3. ACTUAL AREA MAY VARY FROM THE STATED AREA. 4. DRAWING ARE NOT TO SCALE. 5. LAYOUT REPRESENTATION AND IMAGES ARE FOR ILLUSTRATIVE PURPOSES ONLY AND MAY NOT REPRESENT THE ACTUAL SIZE, FEATURES, SPECIFICATIONS FOR KITCHEN FIXTURES, APPLIANCES, FITTINGS, FURNITURE OR FURNISHINGS AND FACADE. ACTUAL PRODUCTS AND DETAILS MAY VARY. 6. THE DEVELOPER RESERVES THE RIGHT TO MAKE REVISIONS/ ALTERATIONS, AT ITS ABSOLUTE DISCRETION, WITHOUT PRIOR INTIMATION OR ANY LIABILITY WHATSOEVER.

2 BEDROOM APARTMENT

TYPE J - VARIANT 1

(with powder room + balcony)

TOTAL SALEABLE AREA

SUITE = 703.85 SQ.FT.

BALCONY = 97.74 SQ.FT.

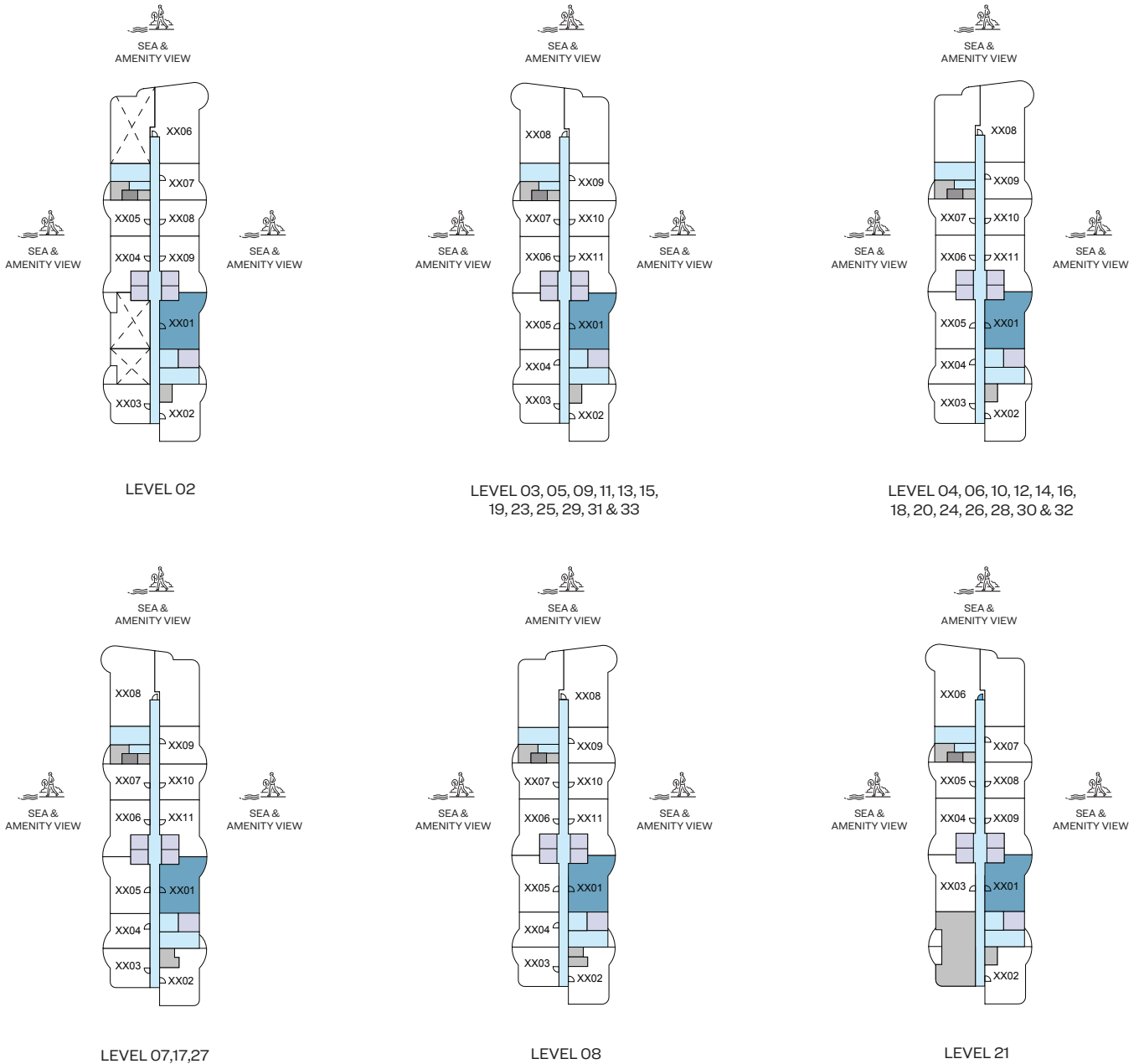
TOTAL = 801.59 SQ.FT.

SOBHA AQUAMONT

TOWER B



UNIT



List of unit numbers with this unit plan:

VIEWS

Sea & Amenity View

201, 301, 401, 501, 601, 701, 801, 901, 1001, 1101, 1201, 1301, 1401, 1501, 1601, 1701, 1801, 1901, 2001, 2101, 2201, 2301, 2401, 2501, 2601, 2701, 2801, 2901, 3001, 3101, 3201, 3301, 3401

DISCLAIMER: 1. ALL DIMENSIONS ARE IN METRIC, MEASURED TO WALL. 2. ALL DIMENSIONS & DRAWINGS ARE APPROXIMATE. 3. ACTUAL AREA MAY VARY FROM THE STATED AREA. 4. DRAWING ARE NOT TO SCALE. 5. LAYOUT REPRESENTATION AND IMAGES ARE FOR ILLUSTRATIVE PURPOSES ONLY AND MAY NOT REPRESENT THE ACTUAL SIZE, FEATURES, SPECIFICATIONS FOR KITCHEN FIXTURES, APPLIANCES, FITTINGS, FURNITURE OR FURNISHINGS AND FACADE. ACTUAL PRODUCTS AND DETAILS MAY VARY. 6. THE DEVELOPER RESERVES THE RIGHT TO MAKE REVISIONS/ ALTERATIONS, AT ITS ABSOLUTE DISCRETION, WITHOUT PRIOR INTIMATION OR ANY LIABILITY WHATSOEVER.

2 BEDROOM APARTMENT

TYPE J - VARIANT 1

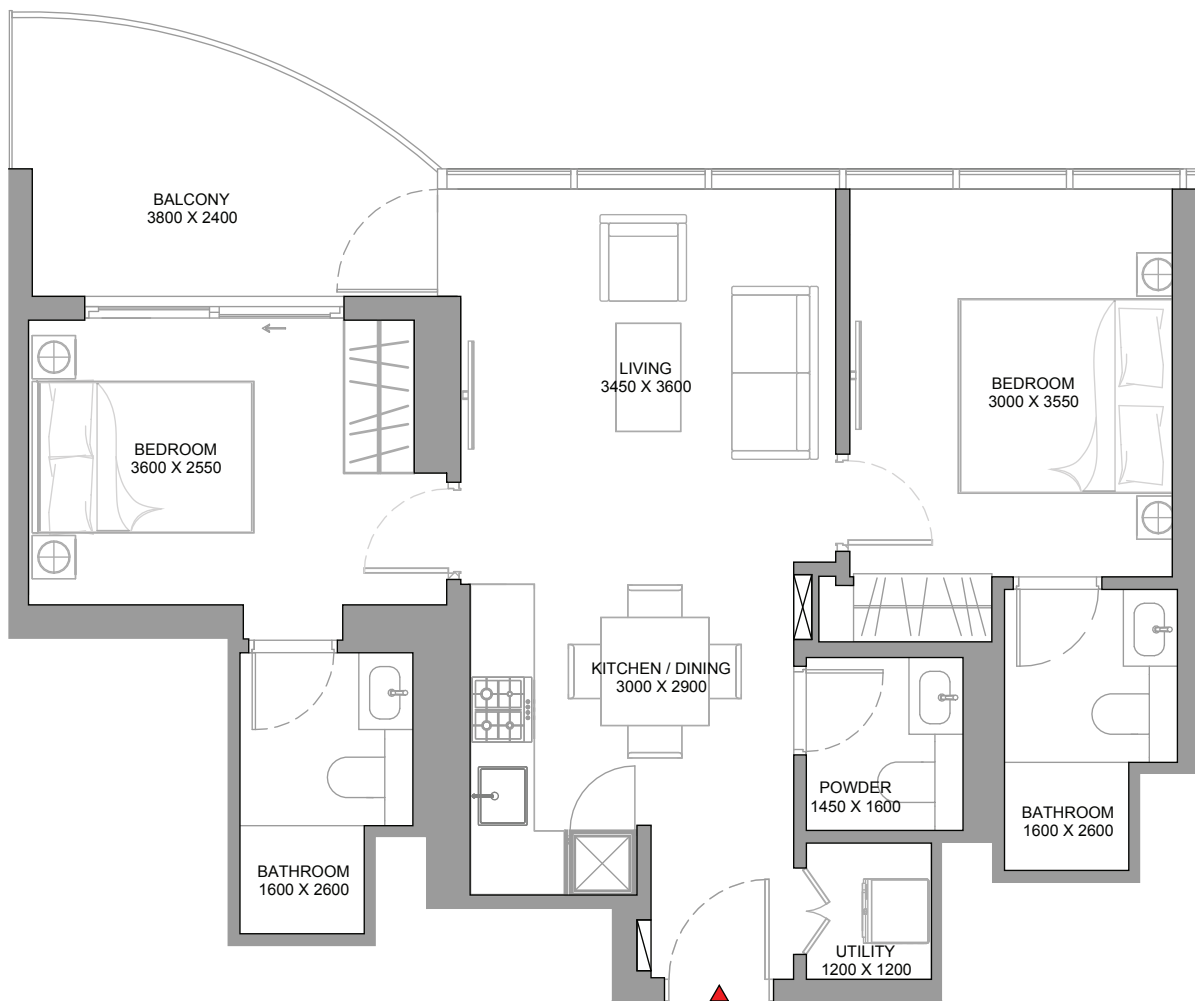
(with powder room + balcony)

SOBHA AQUAMONT

TOWER B



TOTAL SALEABLE AREA
 SUITE = 703.85 SQ.FT.
 BALCONY = 97.74 SQ.FT.
 TOTAL = 801.59 SQ.FT.



List of unit numbers with this unit plan:

VIEWS

Sea & Amenity View

201, 301, 401, 501, 601, 701, 801, 901, 1001, 1101, 1201, 1301, 1401, 1501, 1601, 1701, 1801, 1901, 2001, 2101, 2201, 2301, 2401, 2501, 2601, 2701, 2801, 2901, 3001, 3101, 3201, 3301, 3401

DISCLAIMER: 1. ALL DIMENSIONS ARE IN METRIC, MEASURED TO WALL. 2. ALL DIMENSIONS & DRAWINGS ARE APPROXIMATE. 3. ACTUAL AREA MAY VARY FROM THE STATED AREA. 4. DRAWING ARE NOT TO SCALE. 5. LAYOUT REPRESENTATION AND IMAGES ARE FOR ILLUSTRATIVE PURPOSES ONLY AND MAY NOT REPRESENT THE ACTUAL SIZE, FEATURES, SPECIFICATIONS FOR KITCHEN FIXTURES, APPLIANCES, FITTINGS, FURNITURE OR FURNISHINGS AND FACADE. ACTUAL PRODUCTS AND DETAILS MAY VARY. 6. THE DEVELOPER RESERVES THE RIGHT TO MAKE REVISIONS/ ALTERATIONS, AT ITS ABSOLUTE DISCRETION, WITHOUT PRIOR INTIMATION OR ANY LIABILITY WHATSOEVER.

3 BEDROOM APARTMENT

TYPE B - VARIANT 1 (DUPLEX)

(with powder room + balcony)

SOBHA AQUAMONT

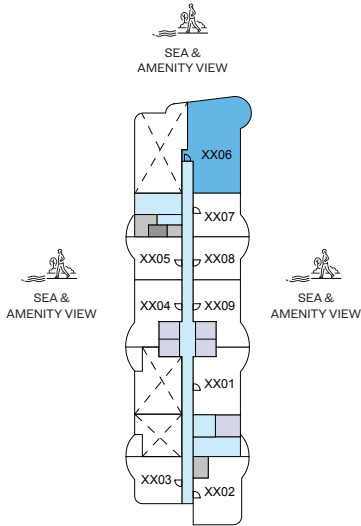
TOWER B



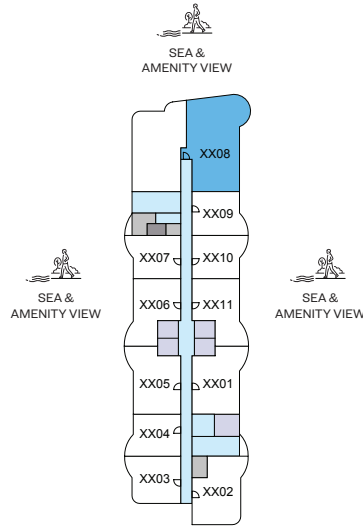
TOTAL SALEABLE AREA

SUITE RANGE = 1,867.00 - 1,870.23 SQ.FT.
 BALCONY = 343.91 SQ.FT.
 TOTAL RANGE = 2,210.91 - 2,214.13 SQ.FT.

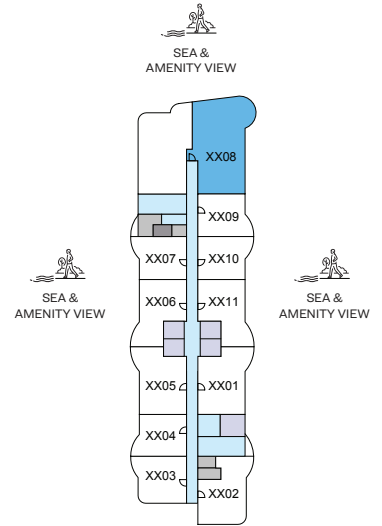
UNIT



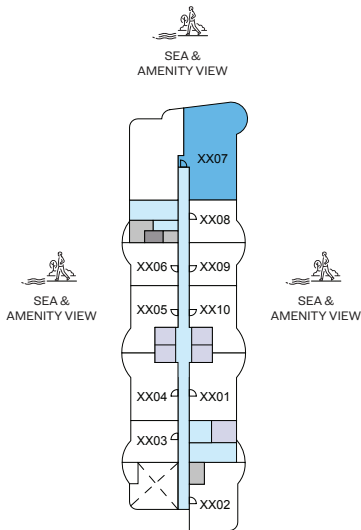
LEVEL 02



LEVEL 04, 06, 10, 12, 14, 16,
18, 20, 24, 26, 28, 30 & 32



LEVEL 08



LEVEL 22

List of unit numbers with this unit plan:

VIEWS

Sea & Amenity View

B-206, B-408, B-608, B-808, B-1008, B-1208, B-1408, B-1608, B-1808, B-2008,
 B-2207, B-2408, B-2608, B-2808, B-3008, B-3208

3 BEDROOM APARTMENT

TYPE B - VARIANT 1 (DUPLEX)

(with powder room + balcony)

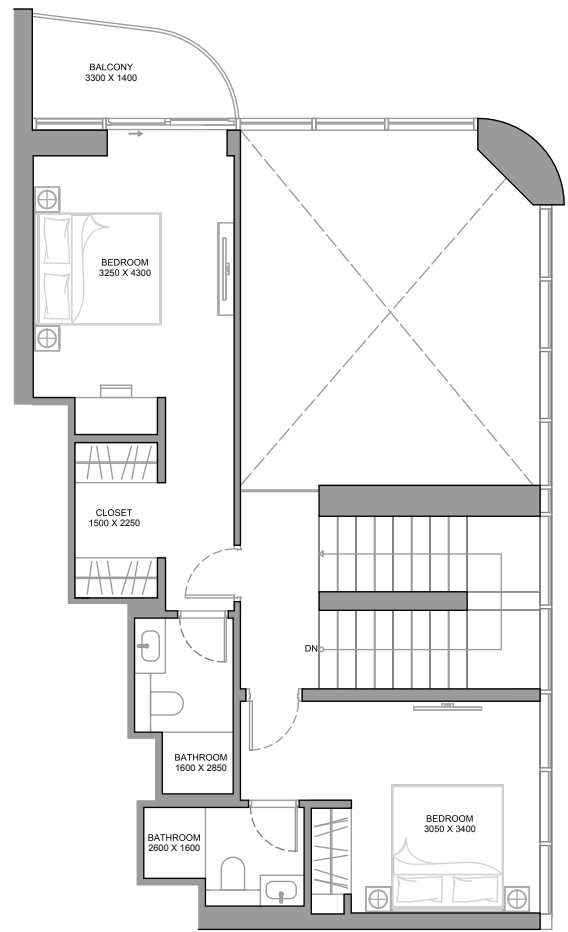
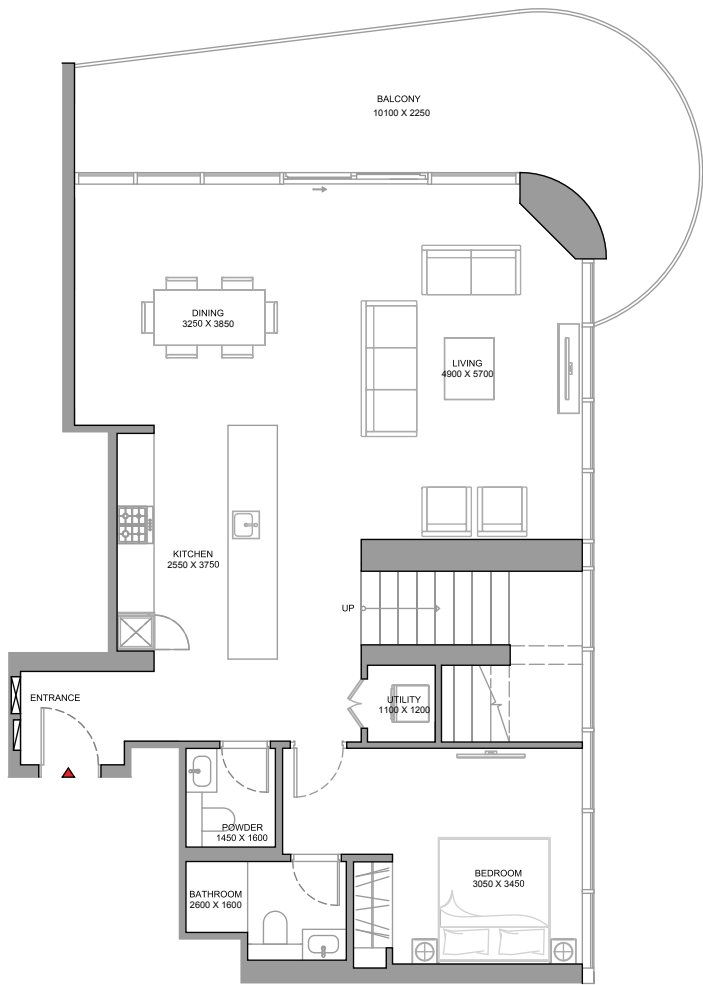
SOBHA AQUAMONT

TOWER B



TOTAL SALEABLE AREA

SUITE RANGE = 1,867.00 - 1,870.23 SQ.FT.
 BALCONY = 343.91 SQ.FT.
 TOTAL RANGE = 2,210.91 - 2,214.13 SQ.FT.



List of unit numbers with this unit plan:

VIEWS

Sea & Amenity View

B-206, B-408, B-608, B-808, B-1008, B-1208, B-1408, B-1608, B-1808, B-2008, B-2207, B-2408, B-2608, B-2808, B-3008, B-3208

DISCLAIMER: 1. ALL DIMENSIONS ARE IN METRIC, MEASURED TO WALL. 2. ALL DIMENSIONS & DRAWINGS ARE APPROXIMATE. 3. ACTUAL AREA MAY VARY FROM THE STATED AREA. 4. DRAWING ARE NOT TO SCALE. 5. LAYOUT REPRESENTATION AND IMAGES ARE FOR ILLUSTRATIVE PURPOSES ONLY AND MAY NOT REPRESENT THE ACTUAL SIZE, FEATURES, SPECIFICATIONS FOR KITCHEN FIXTURES, APPLIANCES, FITTINGS, FURNITURE OR FURNISHINGS AND FACADE. ACTUAL PRODUCTS AND DETAILS MAY VARY. 6. THE DEVELOPER RESERVES THE RIGHT TO MAKE REVISIONS/ ALTERATIONS, AT ITS ABSOLUTE DISCRETION, WITHOUT PRIOR INTIMATION OR ANY LIABILITY WHATSOEVER.

3 BEDROOM APARTMENT TYPE C - VARIANT 1 (DUPLEX) (with powder room and maid room + balcony)

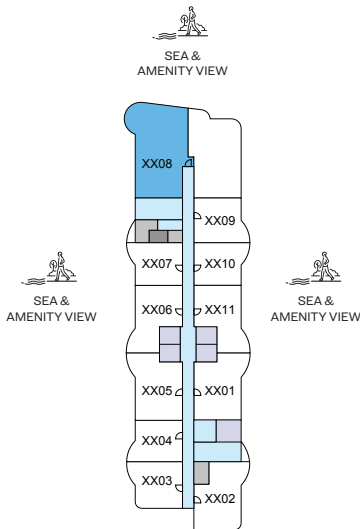
TOTAL SALEABLE AREA

SUITE RANGE = 1,867.21 - 1,874.10 SQ.FT.
BALCONY RANGE = 343.05 - 343.91 SQ.FT.
TOTAL RANGE = 2,210.26 - 2,218.01 SQ.FT.

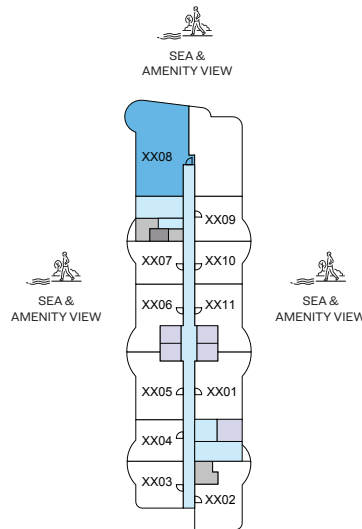
SOBHA AQUAMONT TOWER B



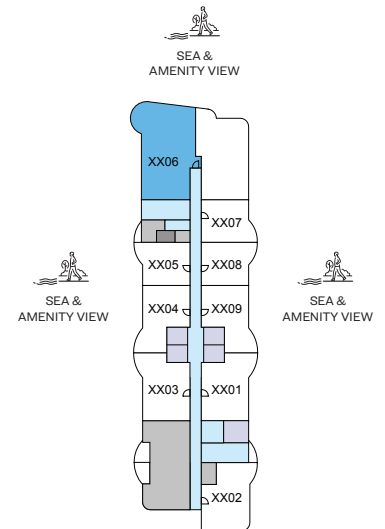
UNIT



LEVEL 03, 05, 09, 11, 13, 15,
19, 23, 25, 29, 31 & 33



LEVEL 07,17,27



LEVEL 21

List of unit numbers with this unit plan:

VIEWS

Sea & Amenity View

B-308, B-508, B-708, B-908, B-1108, B-1308, B-1508, B-1708, B-1908,
B-2106, B-2308, B-2508, B-2708, B-2908, B-3108, B-3308

3 BEDROOM APARTMENT

TYPE C - VARIANT 1 (DUPLEX)

(with powder room and maid room + balcony)

SOBHA AQUAMONT

TOWER B

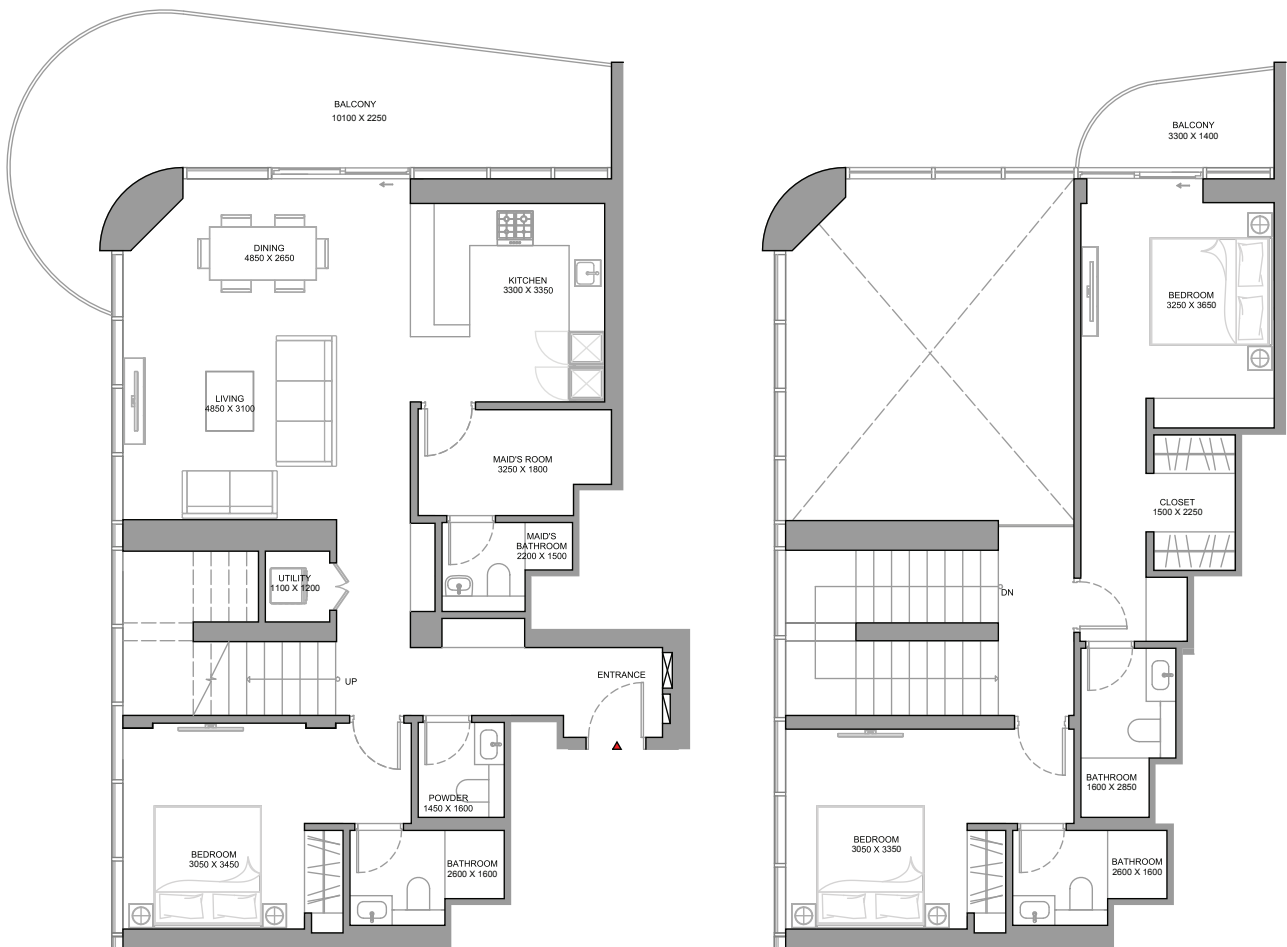


TOTAL SALEABLE AREA

SUITE RANGE = 1,867.21 - 1,874.10 SQ.FT.

BALCONY RANGE = 343.05 - 343.91 SQ.FT.

TOTAL RANGE = 2,210.26 - 2,218.01 SQ.FT.



List of unit numbers with this unit plan:

VIEWS

Sea & Amenity View

B-308, B-508, B-708, B-908, B-1108, B-1308, B-1508, B-1708, B-1908, B-2106, B-2308, B-2508, B-2708, B-2908, B-3108, B-3308

DISCLAIMER: 1. ALL DIMENSIONS ARE IN METRIC, MEASURED TO WALL. 2. ALL DIMENSIONS & DRAWINGS ARE APPROXIMATE. 3. ACTUAL AREA MAY VARY FROM THE STATED AREA. 4. DRAWING ARE NOT TO SCALE. 5. LAYOUT REPRESENTATION AND IMAGES ARE FOR ILLUSTRATIVE PURPOSES ONLY AND MAY NOT REPRESENT THE ACTUAL SIZE, FEATURES, SPECIFICATIONS FOR KITCHEN FIXTURES, APPLIANCES, FITTINGS, FURNITURE OR FURNISHINGS AND FACADE. ACTUAL PRODUCTS AND DETAILS MAY VARY. 6. THE DEVELOPER RESERVES THE RIGHT TO MAKE REVISIONS/ ALTERATIONS, AT ITS ABSOLUTE DISCRETION, WITHOUT PRIOR INTIMATION OR ANY LIABILITY WHATSOEVER.

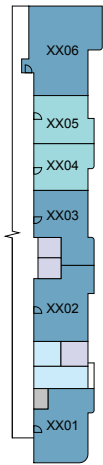


DOWNTOWN
UMM AL QUWAIN

SOBHA
REALTY

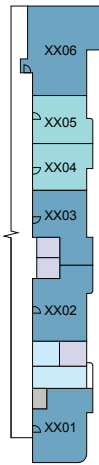
FLOOR PLANS

TOWER C



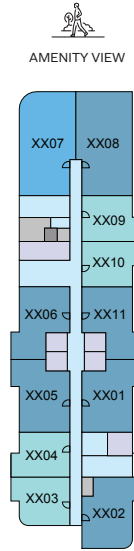
GREEN VIEW

PODIUM LEVEL 01



GREEN VIEW

PODIUM LEVEL 02



AMENITY VIEW

AMENITY VIEW

SEA & GREEN VIEW

LEVEL 01



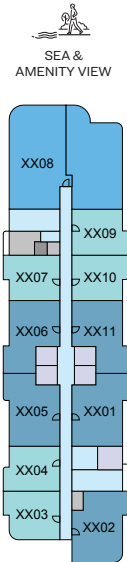
SEA & AMENITY VIEW

SEA & AMENITY VIEW

SEA & GREEN VIEW

SEA & AMENITY VIEW

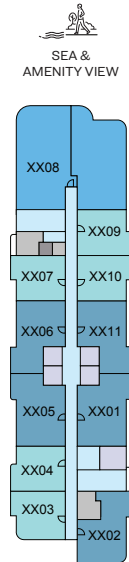
LEVEL 02, 04, 06, 10,
12, 14, 16, 18, 20, 22, 24



SEA & AMENITY VIEW

SEA & GREEN VIEW

LEVEL 03, 05, 09, 11,
13, 15, 19, 21, 23, 25



SEA & AMENITY VIEW

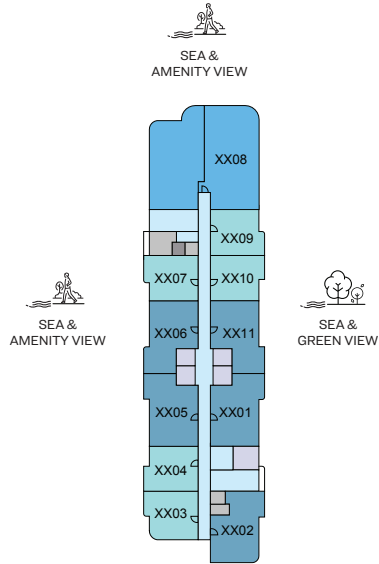
SEA & AMENITY VIEW

SEA & GREEN VIEW

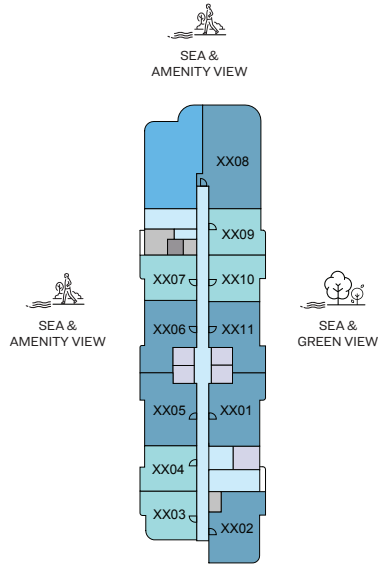
LEVEL 07, 17

- 1 BED UNIT
- 3 BED UNIT
- CIRCULATION
- LIFTS
- 2 BED UNIT
- SERVICES
- GARBAGE ROOM

DISCLAIMER: 1. ALL DIMENSIONS ARE IN METRIC, MEASURED TO WALL. 2. ALL DIMENSIONS & DRAWINGS ARE APPROXIMATE. 3. ACTUAL AREA MAY VARY FROM THE STATED AREA. 4. DRAWING ARE NOT TO SCALE. 5. LAYOUT REPRESENTATION AND IMAGES ARE FOR ILLUSTRATIVE PURPOSES ONLY AND MAY NOT REPRESENT THE ACTUAL SIZE, FEATURES, SPECIFICATIONS FOR KITCHEN FIXTURES, APPLIANCES, FITTINGS, FURNITURE OR FURNISHINGS AND FACADE. ACTUAL PRODUCTS AND DETAILS MAY VARY. 6. THE DEVELOPER RESERVES THE RIGHT TO MAKE REVISIONS/ ALTERATIONS, AT ITS ABSOLUTE DISCRETION, WITHOUT PRIOR INTIMATION OR ANY LIABILITY WHATSOEVER.



LEVEL 08



LEVEL 26

- 1 BED UNIT
- 3 BED UNIT
- CIRCULATION
- LIFTS
- 2 BED UNIT
- SERVICES
- GARBAGE ROOM

DISCLAIMER: 1. ALL DIMENSIONS ARE IN METRIC, MEASURED TO WALL. 2. ALL DIMENSIONS & DRAWINGS ARE APPROXIMATE. 3. ACTUAL AREA MAY VARY FROM THE STATED AREA. 4. DRAWING ARE NOT TO SCALE. 5. LAYOUT REPRESENTATION AND IMAGES ARE FOR ILLUSTRATIVE PURPOSES ONLY AND MAY NOT REPRESENT THE ACTUAL SIZE, FEATURES, SPECIFICATIONS FOR KITCHEN FIXTURES, APPLIANCES, FITTINGS, FURNITURE OR FURNISHINGS AND FACADE. ACTUAL PRODUCTS AND DETAILS MAY VARY. 6. THE DEVELOPER RESERVES THE RIGHT TO MAKE REVISIONS/ ALTERATIONS, AT ITS ABSOLUTE DISCRETION, WITHOUT PRIOR INTIMATION OR ANY LIABILITY WHATSOEVER.

1

BEDROOM APARTMENT

TYPE E

(with powder room + balcony)

SOBHA AQUAMONT

TOWER C



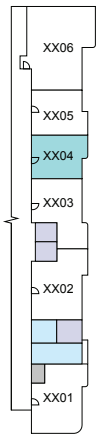
TOTAL SALEABLE AREA

SUITE RANGE = 475.98 - 480.18 SQ.FT.

BALCONY RANGE = 79.44 - 80.51 SQ.FT.

TOTAL RANGE = 556.49 - 559.62 SQ.FT.

UNIT

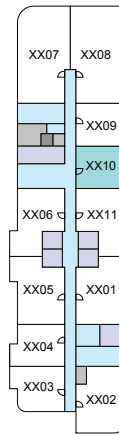


GREEN VIEW

PODIUM LEVEL 01



AMENITY VIEW



AMENITY VIEW

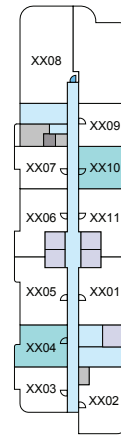
LEVEL 01



SEA & GREEN VIEW



SEA & AMENITY VIEW



SEA & AMENITY VIEW

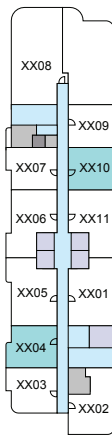
LEVEL 03, 05, 09, 11, 13, 15, 19, 21, 23, 25



SEA & GREEN VIEW



SEA & AMENITY VIEW



SEA & AMENITY VIEW



SEA & GREEN VIEW

LEVEL 07, 17

List of unit numbers with this unit plan:

VIEWS

Green View
C-P104

Sea & Amenity View
C-304, C-504, C-704, C-904, C-1104, C-1304, C-1504, C-1704, C-1904, C-2104, C-2304, C-2504

Sea & Green View
C-110, C-310, C-510, C-710, C-910, C-1110, C-1310, C-1510, C-1710, C-1910, C-2110, C-2310, C-2510

DISCLAIMER: 1. ALL DIMENSIONS ARE IN METRIC, MEASURED TO WALL. 2. ALL DIMENSIONS & DRAWINGS ARE APPROXIMATE. 3. ACTUAL AREA MAY VARY FROM THE STATED AREA. 4. DRAWING ARE NOT TO SCALE. 5. LAYOUT REPRESENTATION AND IMAGES ARE FOR ILLUSTRATIVE PURPOSES ONLY AND MAY NOT REPRESENT THE ACTUAL SIZE, FEATURES, SPECIFICATIONS FOR KITCHEN FIXTURES, APPLIANCES, FITTINGS, FURNITURE OR FURNISHINGS AND FACADE. ACTUAL PRODUCTS AND DETAILS MAY VARY. 6. THE DEVELOPER RESERVES THE RIGHT TO MAKE REVISIONS/ ALTERATIONS, AT ITS ABSOLUTE DISCRETION, WITHOUT PRIOR INTIMATION OR ANY LIABILITY WHATSOEVER.

1

BEDROOM APARTMENT

TYPE E

(with powder room + balcony)

SOBHA AQUAMONT

TOWER C

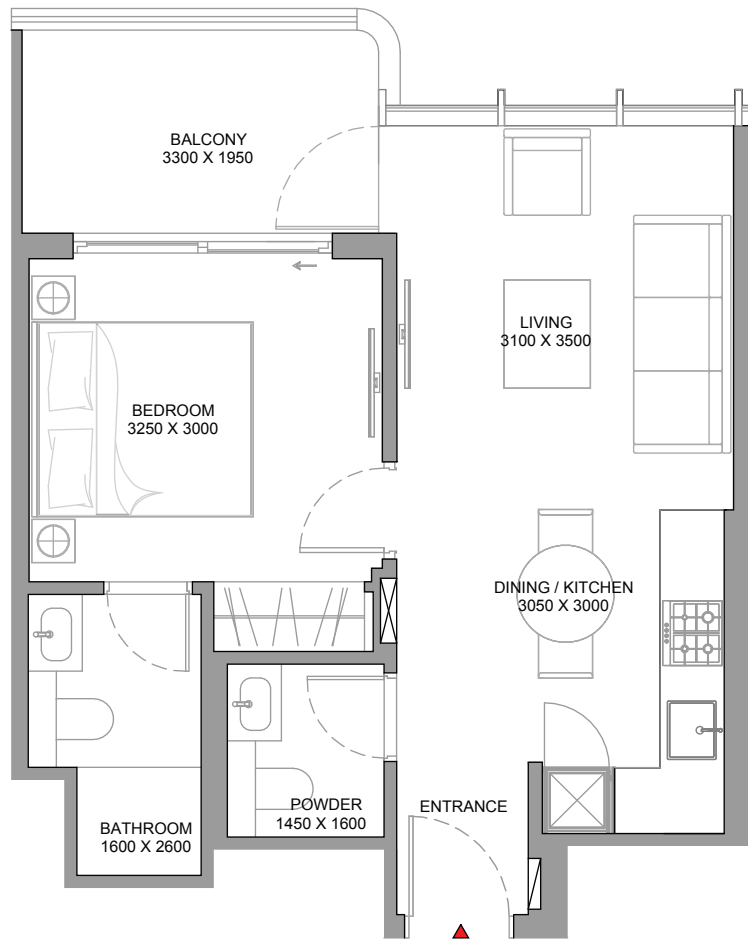


TOTAL SALEABLE AREA

SUITE RANGE = 475.98 - 480.18 SQ.FT.

BALCONY RANGE = 79.44 - 80.51 SQ.FT.

TOTAL RANGE = 556.49 - 559.62 SQ.FT.



List of unit numbers with this unit plan:

VIEWS

Green View
C-P104

Sea & Amenity View
C-304, C-504, C-704, C-904, C-1104, C-1304, C-1504, C-1704, C-1904, C-2104, C-2304, C-2504

Sea & Green View
C-110, C-310, C-510, C-710, C-910, C-1110, C-1310, C-1510, C-1710, C-1910, C-2110, C-2310, C-2510

DISCLAIMER: 1. ALL DIMENSIONS ARE IN METRIC, MEASURED TO WALL. 2. ALL DIMENSIONS & DRAWINGS ARE APPROXIMATE. 3. ACTUAL AREA MAY VARY FROM THE STATED AREA. 4. DRAWING ARE NOT TO SCALE. 5. LAYOUT REPRESENTATION AND IMAGES ARE FOR ILLUSTRATIVE PURPOSES ONLY AND MAY NOT REPRESENT THE ACTUAL SIZE, FEATURES, SPECIFICATIONS FOR KITCHEN FIXTURES, APPLIANCES, FITTINGS, FURNITURE OR FURNISHINGS AND FACADE. ACTUAL PRODUCTS AND DETAILS MAY VARY. 6. THE DEVELOPER RESERVES THE RIGHT TO MAKE REVISIONS/ ALTERATIONS, AT ITS ABSOLUTE DISCRETION, WITHOUT PRIOR INTIMATION OR ANY LIABILITY WHATSOEVER.

1

BEDROOM APARTMENT

TYPE E - VARIANT 1

(with powder room + balcony)

SOBHA AQUAMONT

TOWER C



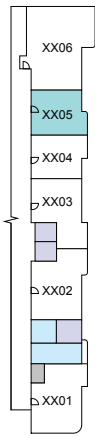
TOTAL SALEABLE AREA

SUITE RANGE = 476.73 - 481.68 SQ.FT.

BALCONY RANGE = 80.08 - 81.27 SQ.FT.

TOTAL RANGE = 556.82 - 562.95 SQ.FT.

UNIT

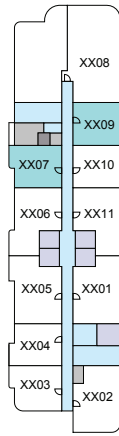


GREEN VIEW

PODIUM LEVEL 02



SEA & AMENITY VIEW

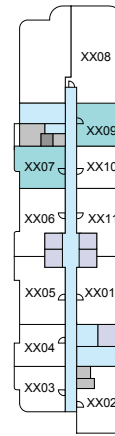


SEA & AMENITY VIEW

LEVEL 02, 04, 06, 10, 12, 14, 16, 18, 20, 22, 24



SEA & AMENITY VIEW

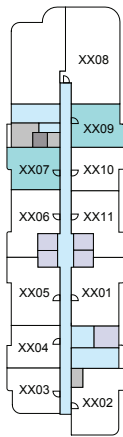


SEA & AMENITY VIEW

LEVEL 08



SEA & AMENITY VIEW



SEA & AMENITY VIEW



SEA & GREEN VIEW

LEVEL 26

List of unit numbers with this unit plan:

VIEWS

Green View
C-P205

Sea & Amenity View
C-207, C-407, C-607, C-807, C-1007, C-1207, C-1407, C-1607, C-1807, C-2007, C-2207, C-2407, C-2607

Sea & Green View
C-209, C-409, C-609, C-809, C-1009, C-1209, C-1409, C-1609, C-1809, C-2009, C-2209, C-2409, C-2609

DISCLAIMER: 1. ALL DIMENSIONS ARE IN METRIC, MEASURED TO WALL. 2. ALL DIMENSIONS & DRAWINGS ARE APPROXIMATE. 3. ACTUAL AREA MAY VARY FROM THE STATED AREA. 4. DRAWING ARE NOT TO SCALE. 5. LAYOUT REPRESENTATION AND IMAGES ARE FOR ILLUSTRATIVE PURPOSES ONLY AND MAY NOT REPRESENT THE ACTUAL SIZE, FEATURES, SPECIFICATIONS FOR KITCHEN FIXTURES, APPLIANCES, FITTINGS, FURNITURE OR FURNISHINGS AND FACADE. ACTUAL PRODUCTS AND DETAILS MAY VARY. 6. THE DEVELOPER RESERVES THE RIGHT TO MAKE REVISIONS/ ALTERATIONS, AT ITS ABSOLUTE DISCRETION, WITHOUT PRIOR INTIMATION OR ANY LIABILITY WHATSOEVER.

1

BEDROOM APARTMENT

TYPE E - VARIANT 1
(with powder room + balcony)

SOBHA AQUAMONT

TOWER C

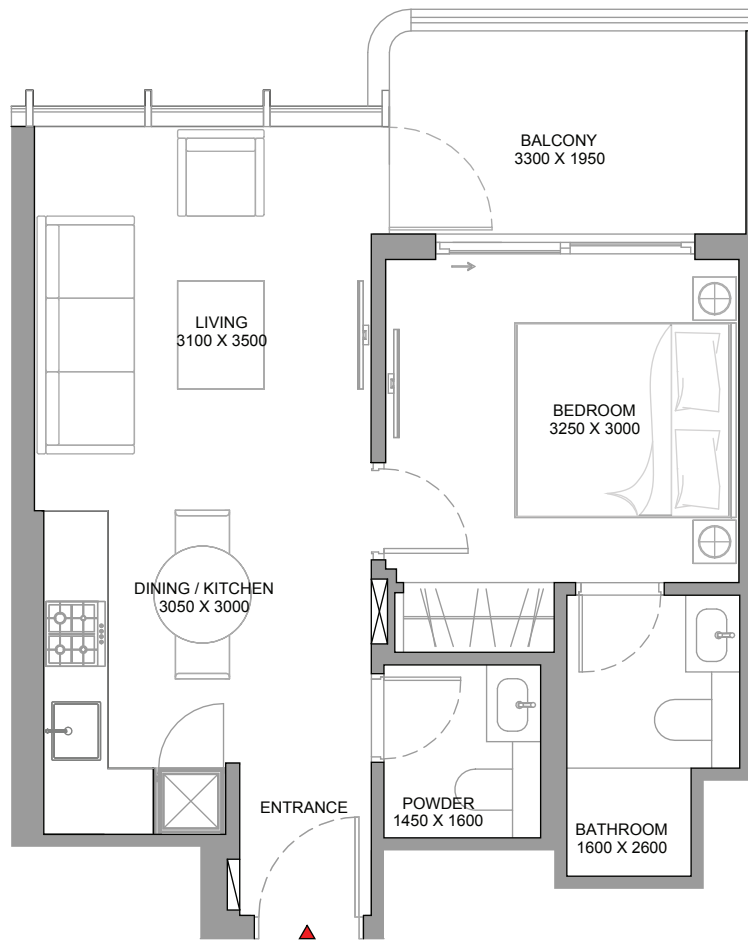


TOTAL SALEABLE AREA

SUITE RANGE = 476.73 - 481.68 SQ.FT.

BALCONY RANGE = 80.08 - 81.27 SQ.FT.

TOTAL RANGE = 556.82 - 562.95 SQ.FT.



List of unit numbers with this unit plan:

VIEWS

Green View
C-P205

Sea & Amenity View
C-207, C-407, C-607, C-807, C-1007, C-1207, C-1407,
C-1607, C-1807, C-2007, C-2207, C-2407, C-2607

Sea & Green View
C-209, C-409, C-609, C-809, C-1009, C-1209, C-1409,
C-1609, C-1809, C-2009, C-2209, C-2409, C-2609

DISCLAIMER: 1. ALL DIMENSIONS ARE IN METRIC, MEASURED TO WALL. 2. ALL DIMENSIONS & DRAWINGS ARE APPROXIMATE. 3. ACTUAL AREA MAY VARY FROM THE STATED AREA. 4. DRAWING ARE NOT TO SCALE. 5. LAYOUT REPRESENTATION AND IMAGES ARE FOR ILLUSTRATIVE PURPOSES ONLY AND MAY NOT REPRESENT THE ACTUAL SIZE, FEATURES, SPECIFICATIONS FOR KITCHEN FIXTURES, APPLIANCES, FITTINGS, FURNITURE OR FURNISHINGS AND FACADE. ACTUAL PRODUCTS AND DETAILS MAY VARY. 6. THE DEVELOPER RESERVES THE RIGHT TO MAKE REVISIONS/ ALTERATIONS, AT ITS ABSOLUTE DISCRETION, WITHOUT PRIOR INTIMATION OR ANY LIABILITY WHATSOEVER.

SOBHA
DOWNTOWN
UMM AL QUWAIN

1

BEDROOM APARTMENT

TYPE F

(with powder room + balcony)

SOBHA AQUAMONT

TOWER C



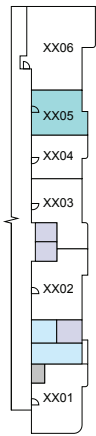
TOTAL SALEABLE AREA

SUITE RANGE = 476.73 - 481.68 SQ.FT.

BALCONY RANGE = 80.19 - 81.48 SQ.FT.

TOTAL RANGE = 556.92 - 563.17 SQ.FT.

UNIT

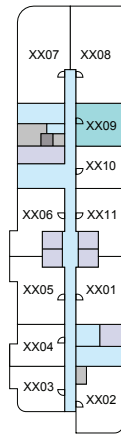


GREEN VIEW

PODIUM LEVEL 01



AMENITY VIEW

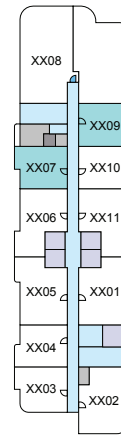


SEA & GREEN VIEW

LEVEL 01



SEA & AMENITY VIEW

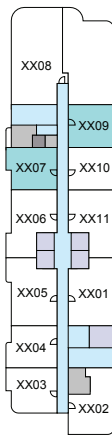


SEA & AMENITY VIEW

LEVEL 03, 05, 09, 11, 13, 15, 19, 21, 23, 25



SEA & AMENITY VIEW



SEA & GREEN VIEW

LEVEL 07, 17

List of unit numbers with this unit plan:

VIEWS

Green View
C-P105

Sea & Amenity View
C-307, C-507, C-707, C-907, C-1107, C-1307, C-1507, C-1707, C-1907, C-2107, C-2307, C-2507

Sea & Green View
C-109, C-309, C-509, C-709, C-909, C-1109, C-1309, C-1509, C-1709, C-1909, C-2109, C-2309, C-2509

DISCLAIMER: 1. ALL DIMENSIONS ARE IN METRIC, MEASURED TO WALL. 2. ALL DIMENSIONS & DRAWINGS ARE APPROXIMATE. 3. ACTUAL AREA MAY VARY FROM THE STATED AREA. 4. DRAWING ARE NOT TO SCALE. 5. LAYOUT REPRESENTATION AND IMAGES ARE FOR ILLUSTRATIVE PURPOSES ONLY AND MAY NOT REPRESENT THE ACTUAL SIZE, FEATURES, SPECIFICATIONS FOR KITCHEN FIXTURES, APPLIANCES, FITTINGS, FURNITURE OR FURNISHINGS AND FACADE. ACTUAL PRODUCTS AND DETAILS MAY VARY. 6. THE DEVELOPER RESERVES THE RIGHT TO MAKE REVISIONS/ ALTERATIONS, AT ITS ABSOLUTE DISCRETION, WITHOUT PRIOR INTIMATION OR ANY LIABILITY WHATSOEVER.

1

BEDROOM
APARTMENT

TYPE F

(with powder room + balcony)

SOBHA AQUAMONT

TOWER C

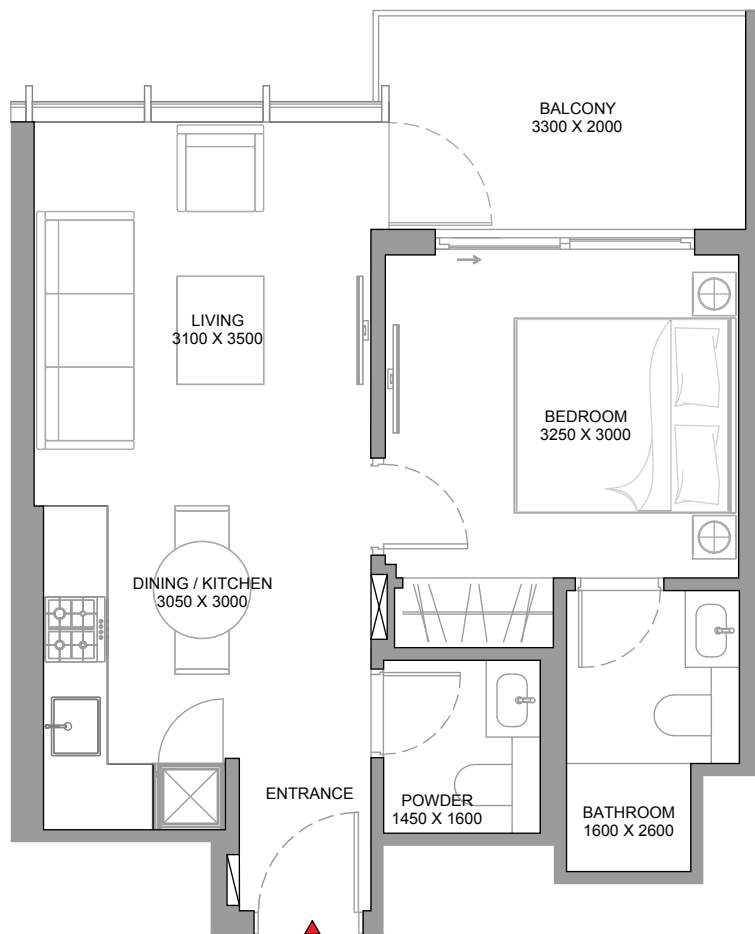


TOTAL SALEABLE AREA

SUITE RANGE = 476.73 - 481.68 SQ.FT.

BALCONY RANGE = 80.19 - 81.48 SQ.FT.

TOTAL RANGE = 556.92 - 563.17 SQ.FT.



List of unit numbers with this unit plan:

VIEWS

Green View
C-P105

Sea & Amenity View
C-307, C-507, C-707, C-907, C-1107, C-1307, C-1507,
C-1707, C-1907, C-2107, C-2307, C-2507

Sea & Green View
C-109, C-309, C-509, C-709, C-909, C-1109, C-1309,
C-1509, C-1709, C-1909, C-2109, C-2309, C-2509

DISCLAIMER: 1. ALL DIMENSIONS ARE IN METRIC, MEASURED TO WALL. 2. ALL DIMENSIONS & DRAWINGS ARE APPROXIMATE. 3. ACTUAL AREA MAY VARY FROM THE STATED AREA. 4. DRAWING ARE NOT TO SCALE. 5. LAYOUT REPRESENTATION AND IMAGES ARE FOR ILLUSTRATIVE PURPOSES ONLY AND MAY NOT REPRESENT THE ACTUAL SIZE, FEATURES, SPECIFICATIONS FOR KITCHEN FIXTURES, APPLIANCES, FITTINGS, FURNITURE OR FURNISHINGS AND FACADE. ACTUAL PRODUCTS AND DETAILS MAY VARY. 6. THE DEVELOPER RESERVES THE RIGHT TO MAKE REVISIONS/ALTERATIONS, AT ITS ABSOLUTE DISCRETION, WITHOUT PRIOR INTIMATION OR ANY LIABILITY WHATSOEVER.

SOBHA
DOWNTOWN
UMM AL QUWAIN

1

BEDROOM APARTMENT

TYPE F - VARIANT 1
(with powder room + balcony)

SOBHA AQUAMONT

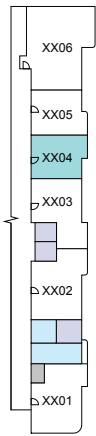
TOWER C



TOTAL SALEABLE AREA

SUITE RANGE = 475.87 - 480.18 SQ.FT.
BALCONY RANGE = 79.98 - 80.19 SQ.FT.
TOTAL RANGE = 556.06 - 560.15 SQ.FT.

UNIT

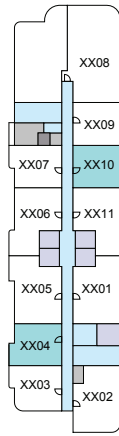


GREEN VIEW

PODIUM LEVEL 02



SEA & AMENITY VIEW

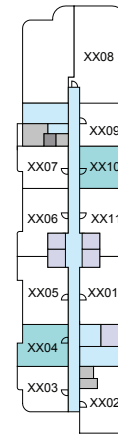


SEA & AMENITY VIEW

LEVEL 02, 04, 06, 10,
12, 14, 16, 18, 20, 22, 24



SEA & AMENITY VIEW

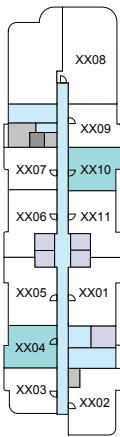


SEA & AMENITY VIEW

LEVEL 08



SEA & AMENITY VIEW



SEA & AMENITY VIEW



SEA & GREEN VIEW

LEVEL 26

List of unit numbers with this unit plan:

VIEWS

Green View
C-P204

Sea & Amenity View
C-204, C-404, C-604, C-804, C-1004, C-1204, C-1404,
C-1604, C-1804, C-2004, C-2204, C-2404, C-2604

Sea & Green View
C-210, C-410, C-610, C-810, C-1010, C-1210, C-1410,
C-1610, C-1810, C-2010, C-2210, C-2410, C-2610

1

BEDROOM APARTMENT

TYPE F - VARIANT 1
(with powder room + balcony)

SOBHA AQUAMONT TOWER C

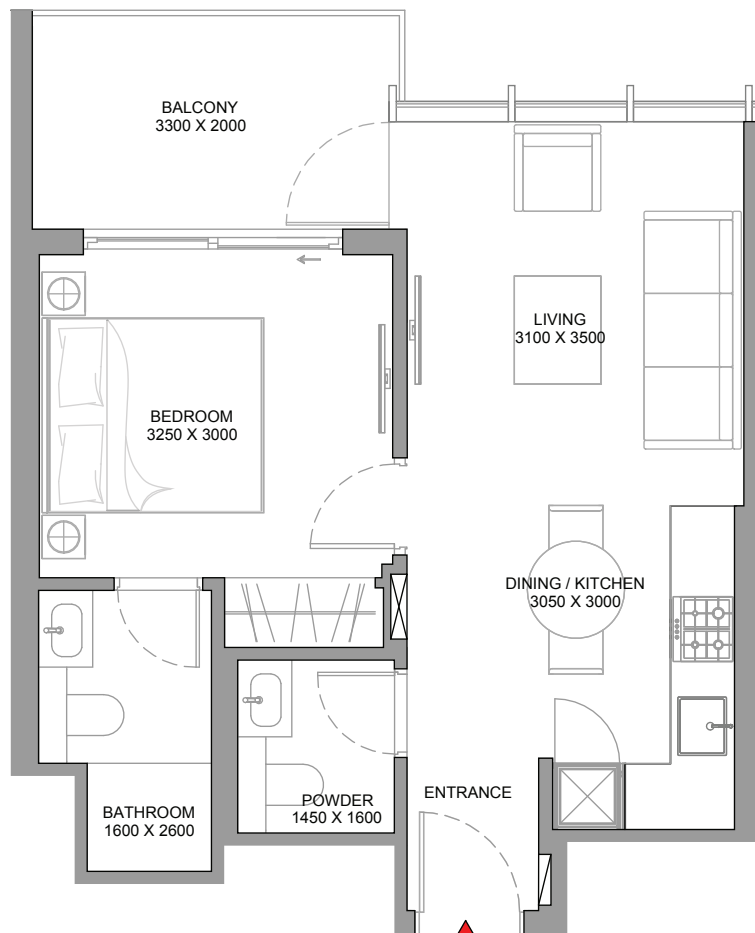


TOTAL SALEABLE AREA

SUITE RANGE = 475.87 - 480.18 SQ.FT.

BALCONY RANGE = 79.98 - 80.19 SQ.FT.

TOTAL RANGE = 556.06 - 560.15 SQ.FT.



List of unit numbers with this unit plan:

VIEWS

Green View
C-P204

Sea & Amenity View
C-204, C-404, C-604, C-804, C-1004, C-1204, C-1404,
C-1604, C-1804, C-2004, C-2204, C-2404, C-2604

Sea & Green View
C-210, C-410, C-610, C-810, C-1010, C-1210, C-1410,
C-1610, C-1810, C-2010, C-2210, C-2410, C-2610

DISCLAIMER: 1. ALL DIMENSIONS ARE IN METRIC, MEASURED TO WALL. 2. ALL DIMENSIONS & DRAWINGS ARE APPROXIMATE. 3. ACTUAL AREA MAY VARY FROM THE STATED AREA. 4. DRAWING ARE NOT TO SCALE. 5. LAYOUT REPRESENTATION AND IMAGES ARE FOR ILLUSTRATIVE PURPOSES ONLY AND MAY NOT REPRESENT THE ACTUAL SIZE, FEATURES, SPECIFICATIONS FOR KITCHEN FIXTURES, APPLIANCES, FITTINGS, FURNITURE OR FURNISHINGS AND FACADE. ACTUAL PRODUCTS AND DETAILS MAY VARY. 6. THE DEVELOPER RESERVES THE RIGHT TO MAKE REVISIONS/ ALTERATIONS, AT ITS ABSOLUTE DISCRETION, WITHOUT PRIOR INTIMATION OR ANY LIABILITY WHATSOEVER.

1

BEDROOM APARTMENT

TYPE G
(with powder room + yard)

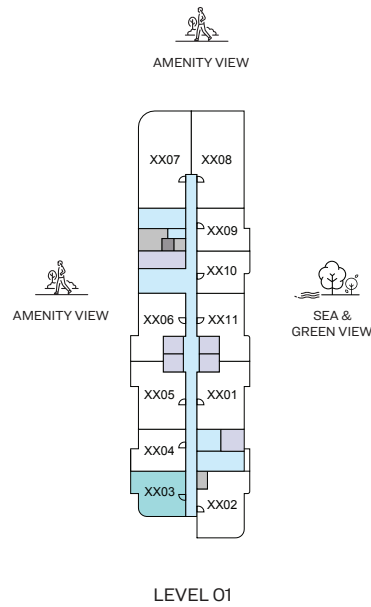
TOTAL SALEABLE AREA

SUITE = 497.94 SQ.FT.
YARD = 122.17 SQ.FT.
TOTAL = 620.11SQ.FT.

SOBHA AQUAMONT TOWER C



UNIT



List of unit numbers with this unit plan:

VIEWS

Amenity View
C-103

DISCLAIMER: 1. ALL DIMENSIONS ARE IN METRIC, MEASURED TO WALL. 2. ALL DIMENSIONS & DRAWINGS ARE APPROXIMATE. 3. ACTUAL AREA MAY VARY FROM THE STATED AREA. 4. DRAWING ARE NOT TO SCALE. 5. LAYOUT REPRESENTATION AND IMAGES ARE FOR ILLUSTRATIVE PURPOSES ONLY AND MAY NOT REPRESENT THE ACTUAL SIZE, FEATURES, SPECIFICATIONS FOR KITCHEN FIXTURES, APPLIANCES, FITTINGS, FURNITURE OR FURNISHINGS AND FACADE. ACTUAL PRODUCTS AND DETAILS MAY VARY. 6. THE DEVELOPER RESERVES THE RIGHT TO MAKE REVISIONS/ ALTERATIONS, AT ITS ABSOLUTE DISCRETION, WITHOUT PRIOR INTIMATION OR ANY LIABILITY WHATSOEVER.

1

BEDROOM
APARTMENT

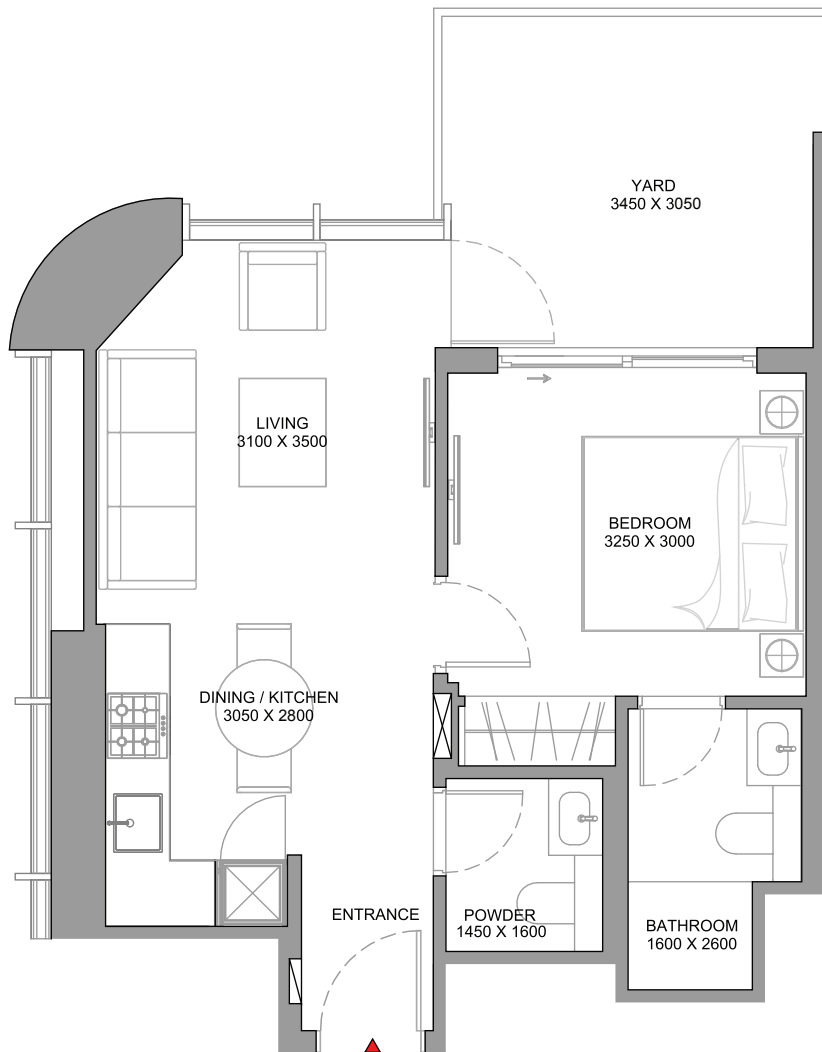
TYPE G
(with powder room + yard)

SOBHA AQUAMONT TOWER C



TOTAL SALEABLE AREA

SUITE = 497.94 SQ.FT.
YARD = 122.17 SQ.FT.
TOTAL = 620.11SQ.FT.



List of unit numbers with this unit plan:

VIEWS

Amenity View
C-103

DISCLAIMER: 1. ALL DIMENSIONS ARE IN METRIC, MEASURED TO WALL. 2. ALL DIMENSIONS & DRAWINGS ARE APPROXIMATE. 3. ACTUAL AREA MAY VARY FROM THE STATED AREA. 4. DRAWING ARE NOT TO SCALE. 5. LAYOUT REPRESENTATION AND IMAGES ARE FOR ILLUSTRATIVE PURPOSES ONLY AND MAY NOT REPRESENT THE ACTUAL SIZE, FEATURES, SPECIFICATIONS FOR KITCHEN FIXTURES, APPLIANCES, FITTINGS, FURNITURE OR FURNISHINGS AND FACADE. ACTUAL PRODUCTS AND DETAILS MAY VARY. 6. THE DEVELOPER RESERVES THE RIGHT TO MAKE REVISIONS/ALTERATIONS, AT ITS ABSOLUTE DISCRETION, WITHOUT PRIOR INTIMATION OR ANY LIABILITY WHATSOEVER.

1

BEDROOM APARTMENT

TYPE H
(with powder room + yard)

TOTAL SALEABLE AREA

SUITE = 477.27 SQ.FT.

YARD = 122.17 SQ.FT.

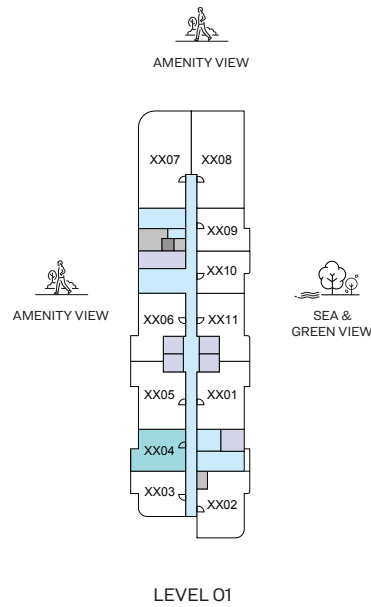
TOTAL = 599.44 SQ.FT.

SOBHA AQUAMONT

TOWER C



UNIT



List of unit numbers with this unit plan:

VIEWS

Amenity View
C-104

DISCLAIMER: 1. ALL DIMENSIONS ARE IN METRIC, MEASURED TO WALL. 2. ALL DIMENSIONS & DRAWINGS ARE APPROXIMATE. 3. ACTUAL AREA MAY VARY FROM THE STATED AREA. 4. DRAWING ARE NOT TO SCALE. 5. LAYOUT REPRESENTATION AND IMAGES ARE FOR ILLUSTRATIVE PURPOSES ONLY AND MAY NOT REPRESENT THE ACTUAL SIZE, FEATURES, SPECIFICATIONS FOR KITCHEN FIXTURES, APPLIANCES, FITTINGS, FURNITURE OR FURNISHINGS AND FACADE. ACTUAL PRODUCTS AND DETAILS MAY VARY. 6. THE DEVELOPER RESERVES THE RIGHT TO MAKE REVISIONS/ ALTERATIONS, AT ITS ABSOLUTE DISCRETION, WITHOUT PRIOR INTIMATION OR ANY LIABILITY WHATSOEVER.

1

BEDROOM
APARTMENT

TYPE H
(with powder room + yard)

TOTAL SALEABLE AREA

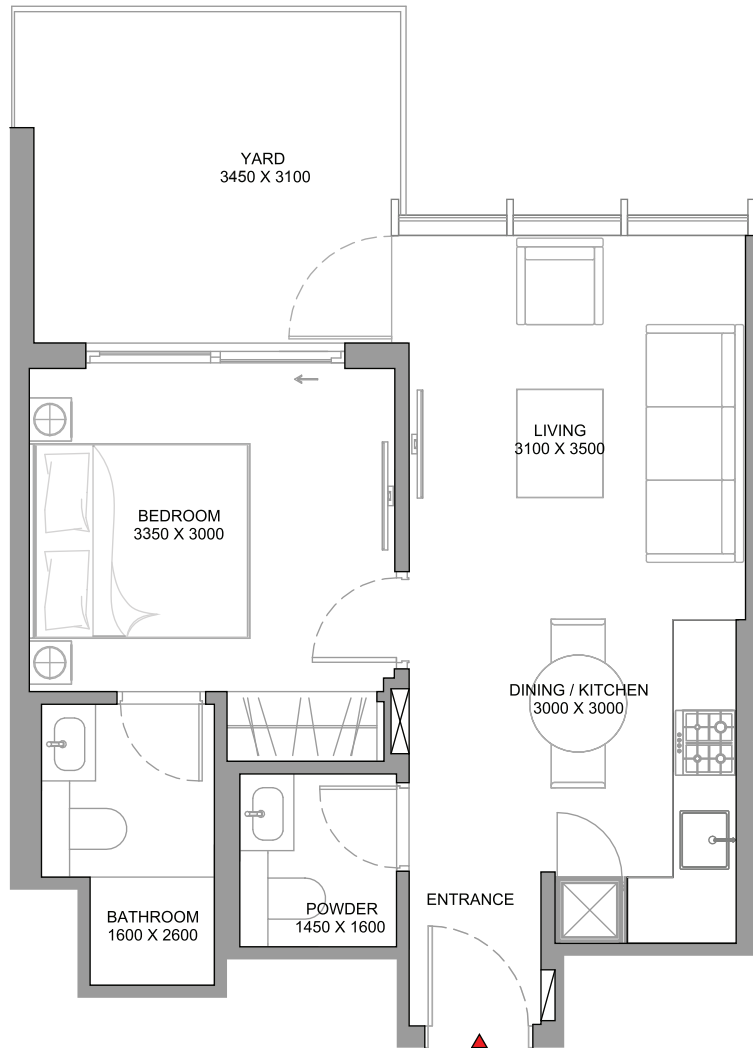
SUITE = 477.27 SQ.FT.

YARD = 122.17 SQ.FT.

TOTAL = 599.44 SQ.FT.

SOBHA AQUAMONT

TOWER C



List of unit numbers with this unit plan:

VIEWS

Amenity View

C-104

DISCLAIMER: 1. ALL DIMENSIONS ARE IN METRIC, MEASURED TO WALL. 2. ALL DIMENSIONS & DRAWINGS ARE APPROXIMATE. 3. ACTUAL AREA MAY VARY FROM THE STATED AREA. 4. DRAWING ARE NOT TO SCALE. 5. LAYOUT REPRESENTATION AND IMAGES ARE FOR ILLUSTRATIVE PURPOSES ONLY AND MAY NOT REPRESENT THE ACTUAL SIZE, FEATURES, SPECIFICATIONS FOR KITCHEN FIXTURES, APPLIANCES, FITTINGS, FURNITURE OR FURNISHINGS AND FACADE. ACTUAL PRODUCTS AND DETAILS MAY VARY. 6. THE DEVELOPER RESERVES THE RIGHT TO MAKE REVISIONS/ ALTERATIONS, AT ITS ABSOLUTE DISCRETION, WITHOUT PRIOR INTIMATION OR ANY LIABILITY WHATSOEVER.

1

BEDROOM APARTMENT

TYPE I

(with powder room + balcony)

SOBHA AQUAMONT

TOWER C



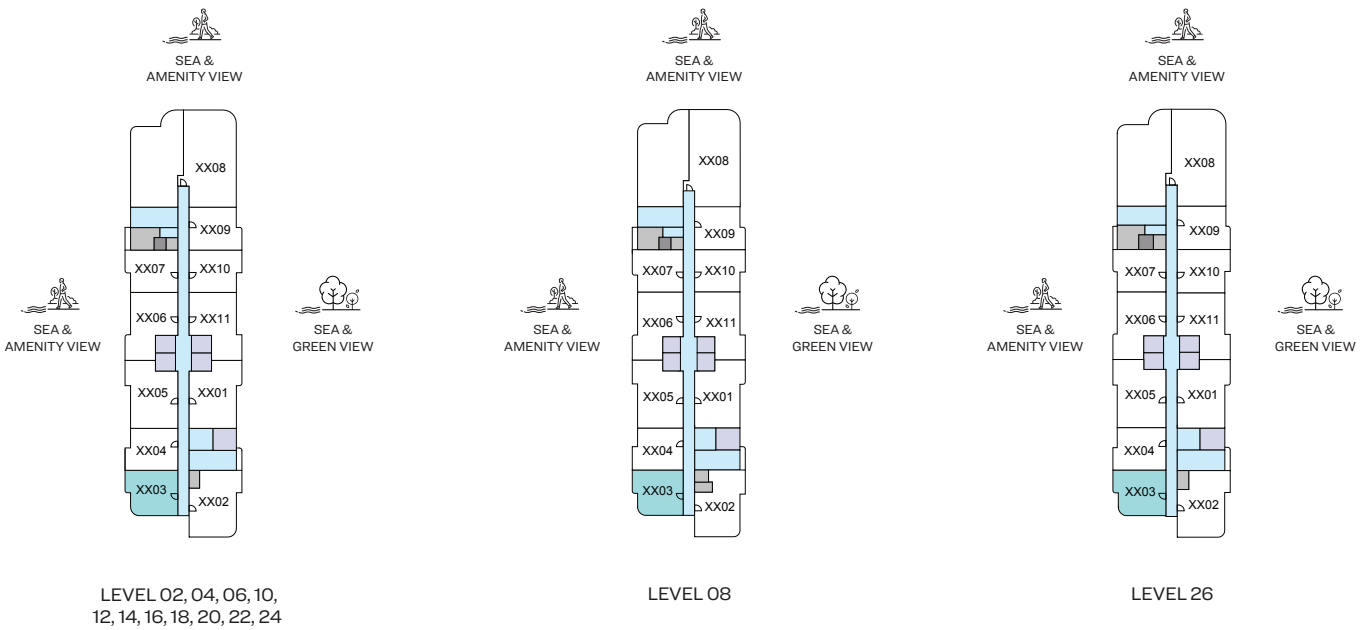
TOTAL SALEABLE AREA

SUITE RANGE = 496.65 - 498.05 SQ.FT.

BALCONY = 80.08 SQ.FT.

TOTAL RANGE = 576.73 - 578.13 SQ.FT.

UNIT



List of unit numbers with this unit plan:

VIEWS

Sea & Amenity View

C-203, C-403, C-603, C-803, C-1003, C-1203, C-1403, C-1603, C-1803, C-2003, C-2203, C-2403, C-2603

DISCLAIMER: 1. ALL DIMENSIONS ARE IN METRIC, MEASURED TO WALL. 2. ALL DIMENSIONS & DRAWINGS ARE APPROXIMATE. 3. ACTUAL AREA MAY VARY FROM THE STATED AREA. 4. DRAWING ARE NOT TO SCALE. 5. LAYOUT REPRESENTATION AND IMAGES ARE FOR ILLUSTRATIVE PURPOSES ONLY AND MAY NOT REPRESENT THE ACTUAL SIZE, FEATURES, SPECIFICATIONS FOR KITCHEN FIXTURES, APPLIANCES, FITTINGS, FURNITURE OR FURNISHINGS AND FACADE. ACTUAL PRODUCTS AND DETAILS MAY VARY. 6. THE DEVELOPER RESERVES THE RIGHT TO MAKE REVISIONS/ ALTERATIONS, AT ITS ABSOLUTE DISCRETION, WITHOUT PRIOR INTIMATION OR ANY LIABILITY WHATSOEVER.

1

BEDROOM
APARTMENT

TYPE I

(with powder room + balcony)

SOBHA
AQUAMONT

TOWER C

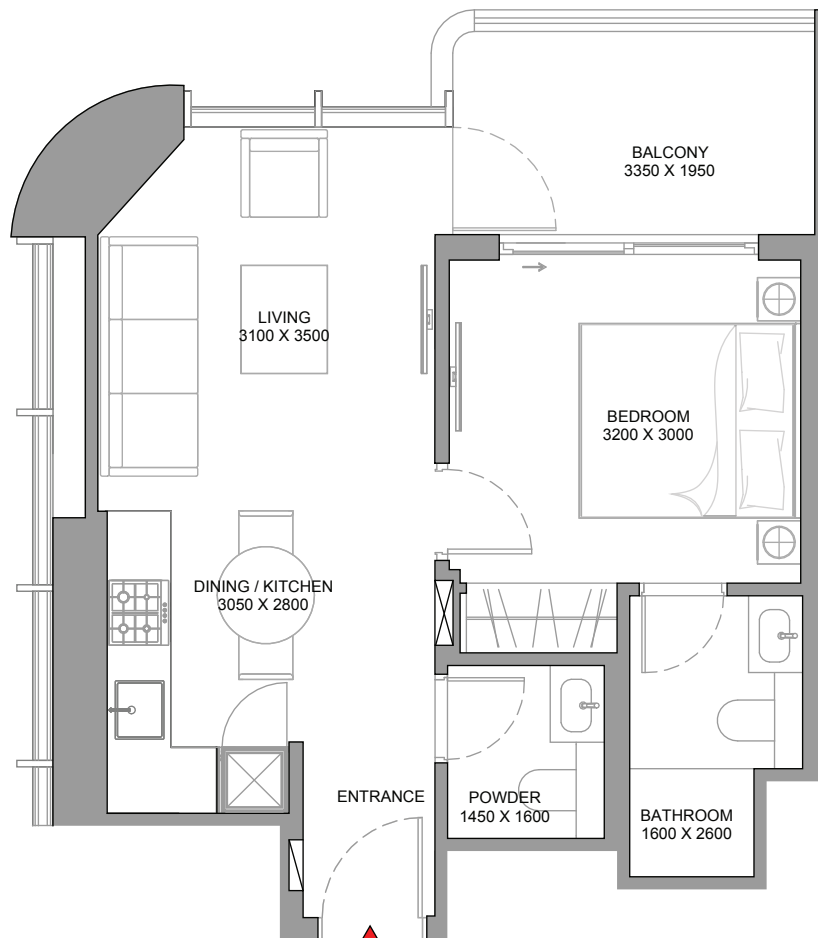


TOTAL SALEABLE AREA

SUITE RANGE = 496.65 - 498.05 SQ.FT.

BALCONY = 80.08 SQ.FT.

TOTAL RANGE = 576.73 - 578.13 SQ.FT.



List of unit numbers with this unit plan:

VIEWS

Sea & Amenity View

C-203, C-403, C-603, C-803, C-1003, C-1203, C-1403, C-1603, C-1803, C-2003, C-2203, C-2403, C-2603

DISCLAIMER: 1. ALL DIMENSIONS ARE IN METRIC, MEASURED TO WALL. 2. ALL DIMENSIONS & DRAWINGS ARE APPROXIMATE. 3. ACTUAL AREA MAY VARY FROM THE STATED AREA. 4. DRAWING ARE NOT TO SCALE. 5. LAYOUT REPRESENTATION AND IMAGES ARE FOR ILLUSTRATIVE PURPOSES ONLY AND MAY NOT REPRESENT THE ACTUAL SIZE, FEATURES, SPECIFICATIONS FOR KITCHEN FIXTURES, APPLIANCES, FITTINGS, FURNITURE OR FURNISHINGS AND FACADE. ACTUAL PRODUCTS AND DETAILS MAY VARY. 6. THE DEVELOPER RESERVES THE RIGHT TO MAKE REVISIONS/ ALTERATIONS, AT ITS ABSOLUTE DISCRETION, WITHOUT PRIOR INTIMATION OR ANY LIABILITY WHATSOEVER.

SOBHA
DOWNTOWN
UMM AL QUWAIN

1

BEDROOM APARTMENT

TYPE J

(with powder room + balcony)

TOTAL SALEABLE AREA

SUITE = 498.05 SQ.FT.

BALCONY = 80.19 SQ.FT.

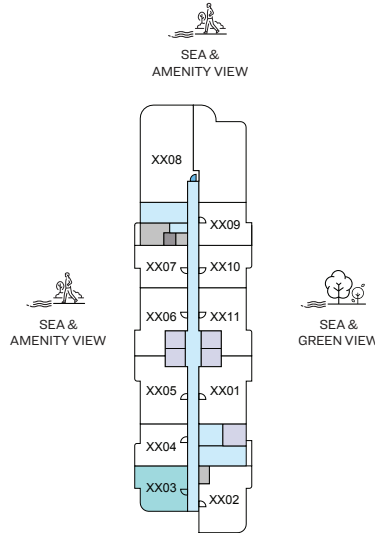
TOTAL = 578.24 SQ.FT.

SOBHA AQUAMONT

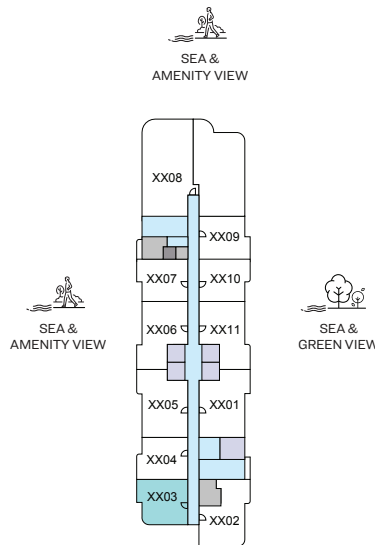
TOWER C



UNIT



LEVEL 03, 05, 09, 11,
13, 15, 19, 21, 23, 25



LEVEL 07, 17

List of unit numbers with this unit plan:

VIEWS

Sea & Amenity View

C-303, C-503, C-703, C-903, C-1103, C-1303, C-1503, C-1703, C-1903, C-2103, C-2303, C-2503

DISCLAIMER: 1. ALL DIMENSIONS ARE IN METRIC, MEASURED TO WALL. 2. ALL DIMENSIONS & DRAWINGS ARE APPROXIMATE. 3. ACTUAL AREA MAY VARY FROM THE STATED AREA. 4. DRAWING ARE NOT TO SCALE. 5. LAYOUT REPRESENTATION AND IMAGES ARE FOR ILLUSTRATIVE PURPOSES ONLY AND MAY NOT REPRESENT THE ACTUAL SIZE, FEATURES, SPECIFICATIONS FOR KITCHEN FIXTURES, APPLIANCES, FITTINGS, FURNITURE OR FURNISHINGS AND FACADE. ACTUAL PRODUCTS AND DETAILS MAY VARY. 6. THE DEVELOPER RESERVES THE RIGHT TO MAKE REVISIONS/ ALTERATIONS, AT ITS ABSOLUTE DISCRETION, WITHOUT PRIOR INTIMATION OR ANY LIABILITY WHATSOEVER.

1

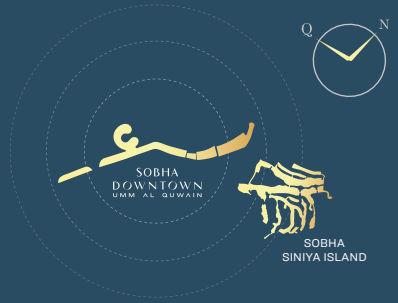
BEDROOM
APARTMENT

TYPE J

(with powder room + balcony)

SOBHA AQUAMONT

TOWER C

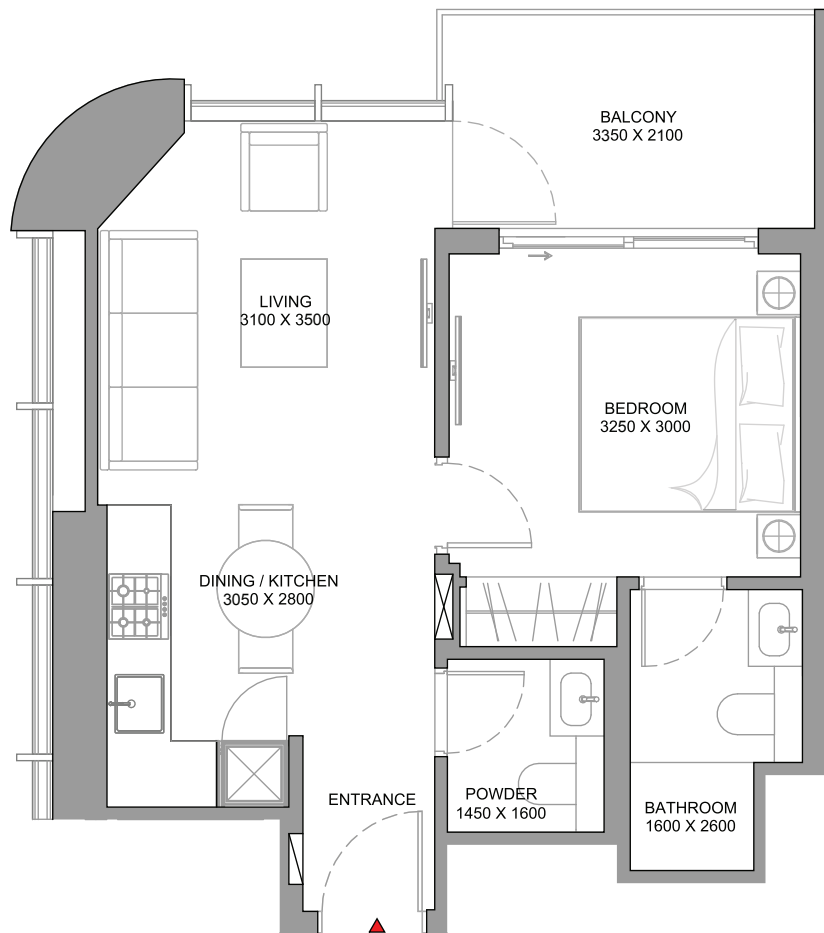


TOTAL SALEABLE AREA

SUITE = 498.05 SQ.FT.

BALCONY = 80.19 SQ.FT.

TOTAL = 578.24 SQ.FT.



List of unit numbers with this unit plan:

VIEWS

Sea & Amenity View

C-303, C-503, C-703, C-903, C-1103, C-1303, C-1503, C-1703, C-1903, C-2103, C-2303, C-2503

DISCLAIMER: 1. ALL DIMENSIONS ARE IN METRIC, MEASURED TO WALL. 2. ALL DIMENSIONS & DRAWINGS ARE APPROXIMATE. 3. ACTUAL AREA MAY VARY FROM THE STATED AREA. 4. DRAWING ARE NOT TO SCALE. 5. LAYOUT REPRESENTATION AND IMAGES ARE FOR ILLUSTRATIVE PURPOSES ONLY AND MAY NOT REPRESENT THE ACTUAL SIZE, FEATURES, SPECIFICATIONS FOR KITCHEN FIXTURES, APPLIANCES, FITTINGS, FURNITURE OR FURNISHINGS AND FACADE. ACTUAL PRODUCTS AND DETAILS MAY VARY. 6. THE DEVELOPER RESERVES THE RIGHT TO MAKE REVISIONS/ALTERATIONS, AT ITS ABSOLUTE DISCRETION, WITHOUT PRIOR INTIMATION OR ANY LIABILITY WHATSOEVER.

SOBHA
DOWNTOWN
UMM AL QUWAIN

2 BEDROOM APARTMENT

TYPE K

(with powder room + balcony)

SOBHA AQUAMONT

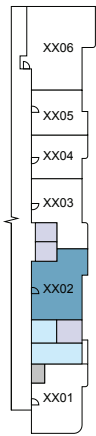
TOWER C



TOTAL SALEABLE AREA

SUITE = 701.91 SQ.FT.
BALCONY RANGE = 90.31 - 90.52 SQ.FT.
TOTAL RANGE = 792.22 - 792.44 SQ.FT.

UNIT

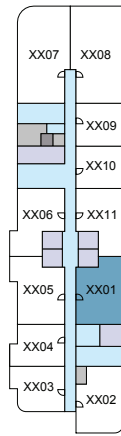


GREEN VIEW

PODIUM LEVEL 01



AMENITY VIEW



AMENITY VIEW

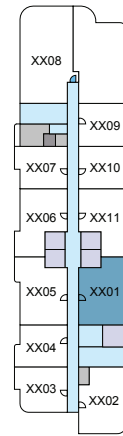


SEA & GREEN VIEW

LEVEL 01



SEA & AMENITY VIEW



SEA & AMENITY VIEW

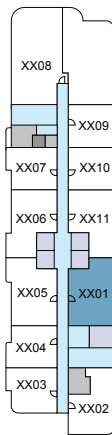


SEA & GREEN VIEW

LEVEL 03, 05, 09, 11, 13, 15, 19, 21, 23, 25



SEA & AMENITY VIEW



SEA & AMENITY VIEW



SEA & GREEN VIEW

LEVEL 07, 17

List of unit numbers with this unit plan:

VIEWS

Green View
C-P102

Sea & Green View
C-101, C-301, C-501, C-701, C-901, C-1101, C-1301, C-1501, C-1701, C-1901, C-2101, C-2301, C-2501

DISCLAIMER: 1. ALL DIMENSIONS ARE IN METRIC, MEASURED TO WALL. 2. ALL DIMENSIONS & DRAWINGS ARE APPROXIMATE. 3. ACTUAL AREA MAY VARY FROM THE STATED AREA. 4. DRAWING ARE NOT TO SCALE. 5. LAYOUT REPRESENTATION AND IMAGES ARE FOR ILLUSTRATIVE PURPOSES ONLY AND MAY NOT REPRESENT THE ACTUAL SIZE, FEATURES, SPECIFICATIONS FOR KITCHEN FIXTURES, APPLIANCES, FITTINGS, FURNITURE OR FURNISHINGS AND FACADE. ACTUAL PRODUCTS AND DETAILS MAY VARY. 6. THE DEVELOPER RESERVES THE RIGHT TO MAKE REVISIONS/ ALTERATIONS, AT ITS ABSOLUTE DISCRETION, WITHOUT PRIOR INTIMATION OR ANY LIABILITY WHATSOEVER.

2 BEDROOM APARTMENT

TYPE K

(with powder room + balcony)

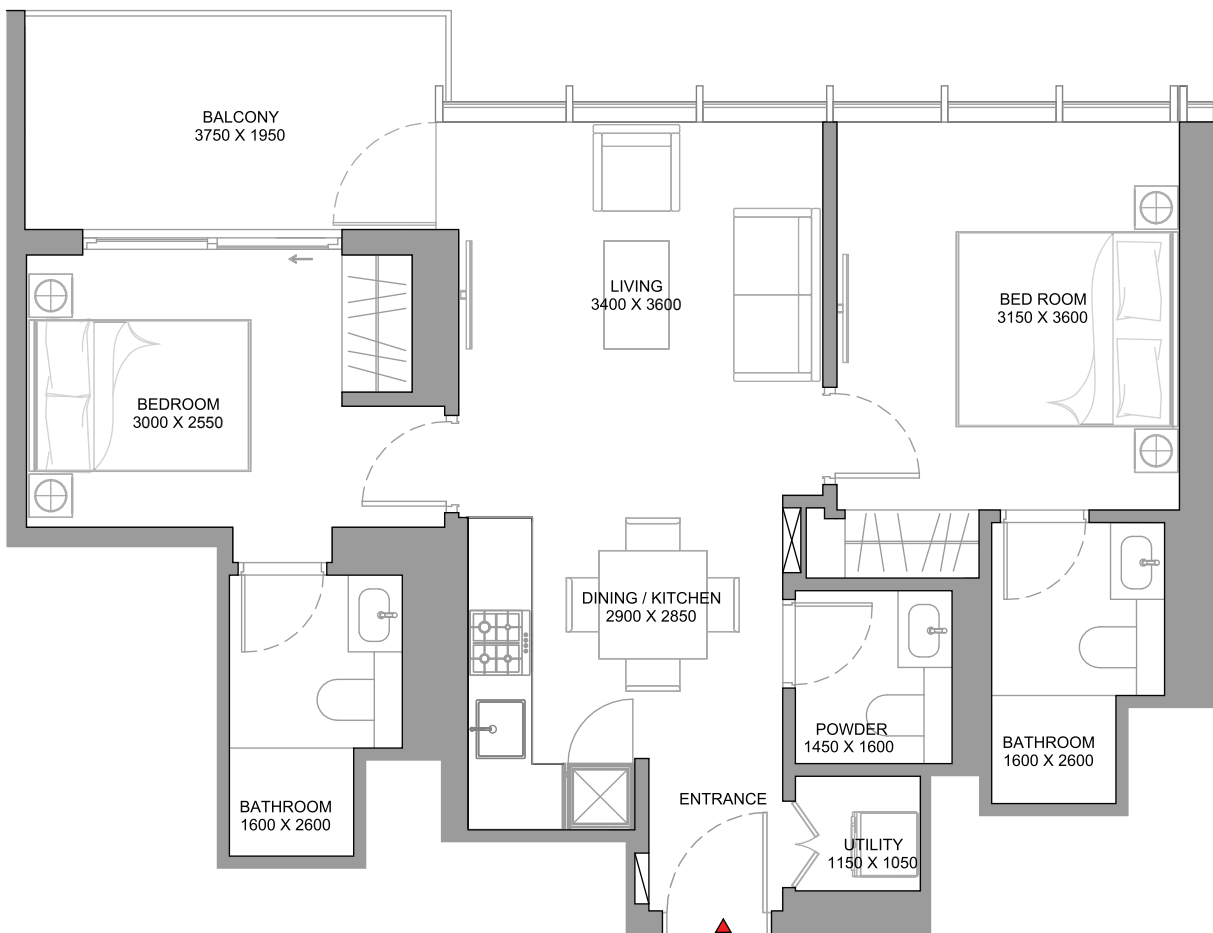
SOBHA AQUAMONT

TOWER C



TOTAL SALEABLE AREA

SUITE = 701.91 SQ.FT.
 BALCONY RANGE = 90.31 - 90.52 SQ.FT.
 TOTAL RANGE = 792.22 - 792.44 SQ.FT.



List of unit numbers with this unit plan:

VIEWS

Green View
 C-P102

Sea & Green View
 C-101, C-301, C-501, C-701, C-901, C-1101, C-1301, C-1501, C-1701, C-1901, C-2101, C-2301, C-2501

DISCLAIMER: 1. ALL DIMENSIONS ARE IN METRIC, MEASURED TO WALL. 2. ALL DIMENSIONS & DRAWINGS ARE APPROXIMATE. 3. ACTUAL AREA MAY VARY FROM THE STATED AREA. 4. DRAWING ARE NOT TO SCALE. 5. LAYOUT REPRESENTATION AND IMAGES ARE FOR ILLUSTRATIVE PURPOSES ONLY AND MAY NOT REPRESENT THE ACTUAL SIZE, FEATURES, SPECIFICATIONS FOR KITCHEN FIXTURES, APPLIANCES, FITTINGS, FURNITURE OR FURNISHINGS AND FACADE. ACTUAL PRODUCTS AND DETAILS MAY VARY. 6. THE DEVELOPER RESERVES THE RIGHT TO MAKE REVISIONS/ ALTERATIONS, AT ITS ABSOLUTE DISCRETION, WITHOUT PRIOR INTIMATION OR ANY LIABILITY WHATSOEVER.

2 BEDROOM APARTMENT

TYPE K - VARIANT 1

(with powder room + balcony)

SOBHA AQUAMONT

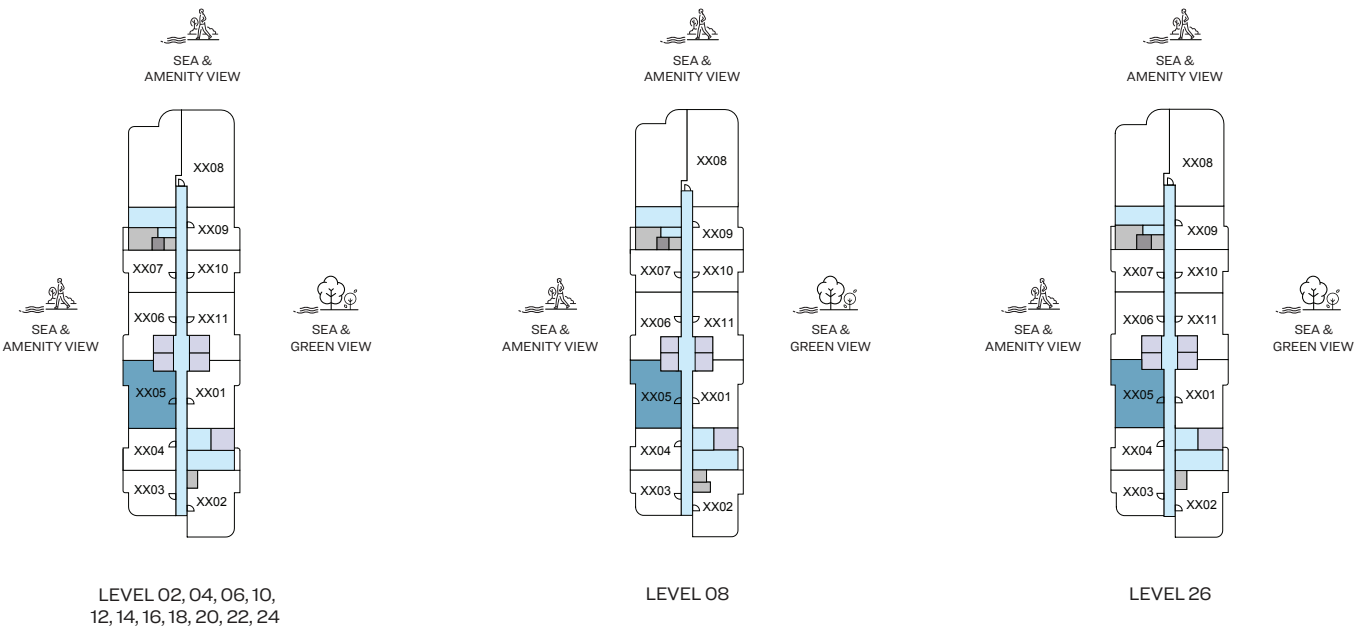
TOWER C



TOTAL SALEABLE AREA

SUITE RANGE = 694.38 - 695.35 SQ.FT.
BALCONY = 90.31 SQ.FT.
TOTAL RANGE = 784.69 - 785.66 SQ.FT.

UNIT



List of unit numbers with this unit plan:

VIEWS

Sea & Amenity View

C-205, C-405, C-605, C-805, C-1005, C-1205, C-1405, C-1605, C-1805, C-2005, C-2205, C-2405, C-2605

DISCLAIMER: 1. ALL DIMENSIONS ARE IN METRIC, MEASURED TO WALL. 2. ALL DIMENSIONS & DRAWINGS ARE APPROXIMATE. 3. ACTUAL AREA MAY VARY FROM THE STATED AREA. 4. DRAWING ARE NOT TO SCALE. 5. LAYOUT REPRESENTATION AND IMAGES ARE FOR ILLUSTRATIVE PURPOSES ONLY AND MAY NOT REPRESENT THE ACTUAL SIZE, FEATURES, SPECIFICATIONS FOR KITCHEN FIXTURES, APPLIANCES, FITTINGS, FURNITURE OR FURNISHINGS AND FACADE. ACTUAL PRODUCTS AND DETAILS MAY VARY. 6. THE DEVELOPER RESERVES THE RIGHT TO MAKE REVISIONS/ ALTERATIONS, AT ITS ABSOLUTE DISCRETION, WITHOUT PRIOR INTIMATION OR ANY LIABILITY WHATSOEVER.

2 BEDROOM APARTMENT

TYPE K - VARIANT 1

(with powder room + balcony)

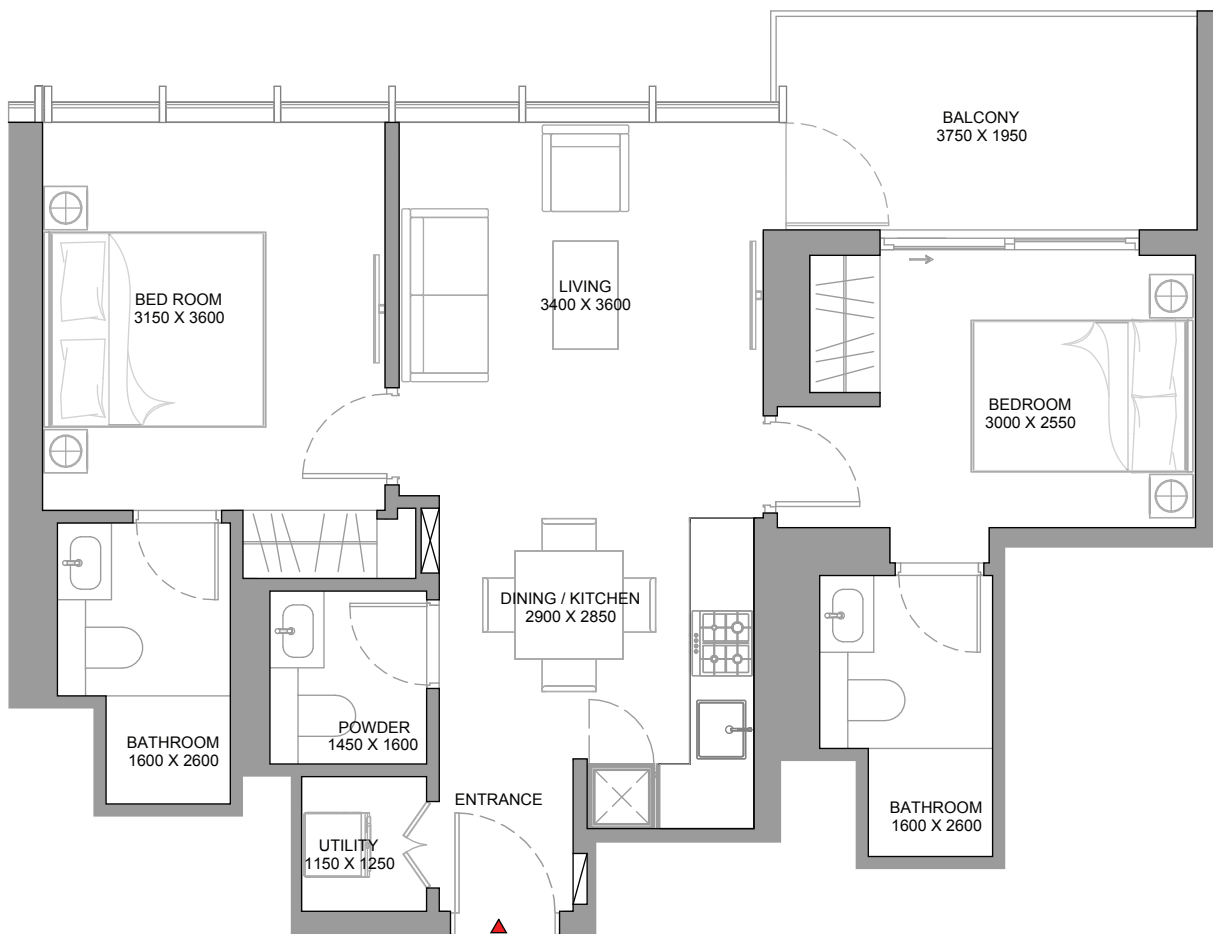
SOBHA AQUAMONT

TOWER C



TOTAL SALEABLE AREA

SUITE RANGE = 694.38 - 695.35 SQ.FT.
 BALCONY = 90.31 SQ.FT.
 TOTAL RANGE = 784.69 - 785.66 SQ.FT.



List of unit numbers with this unit plan:

VIEWS

Sea & Amenity View

C-205, C-405, C-605, C-805, C-1005, C-1205, C-1405, C-1605, C-1805, C-2005, C-2205, C-2405, C-2605

DISCLAIMER: 1. ALL DIMENSIONS ARE IN METRIC, MEASURED TO WALL. 2. ALL DIMENSIONS & DRAWINGS ARE APPROXIMATE. 3. ACTUAL AREA MAY VARY FROM THE STATED AREA. 4. DRAWING ARE NOT TO SCALE. 5. LAYOUT REPRESENTATION AND IMAGES ARE FOR ILLUSTRATIVE PURPOSES ONLY AND MAY NOT REPRESENT THE ACTUAL SIZE, FEATURES, SPECIFICATIONS FOR KITCHEN FIXTURES, APPLIANCES, FITTINGS, FURNITURE OR FURNISHINGS AND FACADE. ACTUAL PRODUCTS AND DETAILS MAY VARY. 6. THE DEVELOPER RESERVES THE RIGHT TO MAKE REVISIONS/ ALTERATIONS, AT ITS ABSOLUTE DISCRETION, WITHOUT PRIOR INTIMATION OR ANY LIABILITY WHATSOEVER.

2 BEDROOM APARTMENT TYPE L (with balcony)

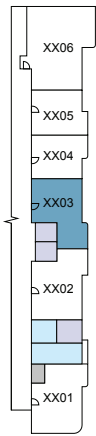
TOTAL SALEABLE AREA

SUITE RANGE = 630.01 - 631.73 SQ.FT.
BALCONY = 90.20 SQ.FT.
TOTAL RANGE = 720.21 - 721.94 SQ.FT.

SOBHA AQUAMONT TOWER C



UNIT

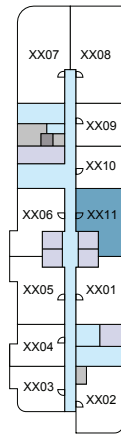


GREEN VIEW

PODIUM LEVEL 01



AMENITY VIEW

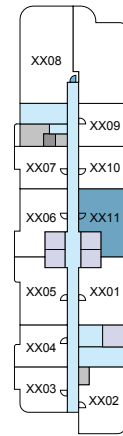


SEA & GREEN VIEW

LEVEL 01



SEA & AMENITY VIEW

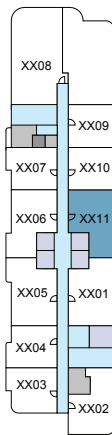


SEA & GREEN VIEW

LEVEL 03, 05, 09, 11,
13, 15, 19, 21, 23, 25



SEA & AMENITY VIEW



SEA & GREEN VIEW

LEVEL 07, 17

List of unit numbers with this unit plan:

VIEWS

Green View
C-P103

Sea & Green View
C-111, C-311, C-511, C-711, C-911, C-1111, C-1311, C-1511, C-1711, C-1911, C-2111, C-2311, C-2511

DISCLAIMER: 1. ALL DIMENSIONS ARE IN METRIC, MEASURED TO WALL. 2. ALL DIMENSIONS & DRAWINGS ARE APPROXIMATE. 3. ACTUAL AREA MAY VARY FROM THE STATED AREA. 4. DRAWING ARE NOT TO SCALE. 5. LAYOUT REPRESENTATION AND IMAGES ARE FOR ILLUSTRATIVE PURPOSES ONLY AND MAY NOT REPRESENT THE ACTUAL SIZE, FEATURES, SPECIFICATIONS FOR KITCHEN FIXTURES, APPLIANCES, FITTINGS, FURNITURE OR FURNISHINGS AND FACADE. ACTUAL PRODUCTS AND DETAILS MAY VARY. 6. THE DEVELOPER RESERVES THE RIGHT TO MAKE REVISIONS/ ALTERATIONS, AT ITS ABSOLUTE DISCRETION, WITHOUT PRIOR INTIMATION OR ANY LIABILITY WHATSOEVER.

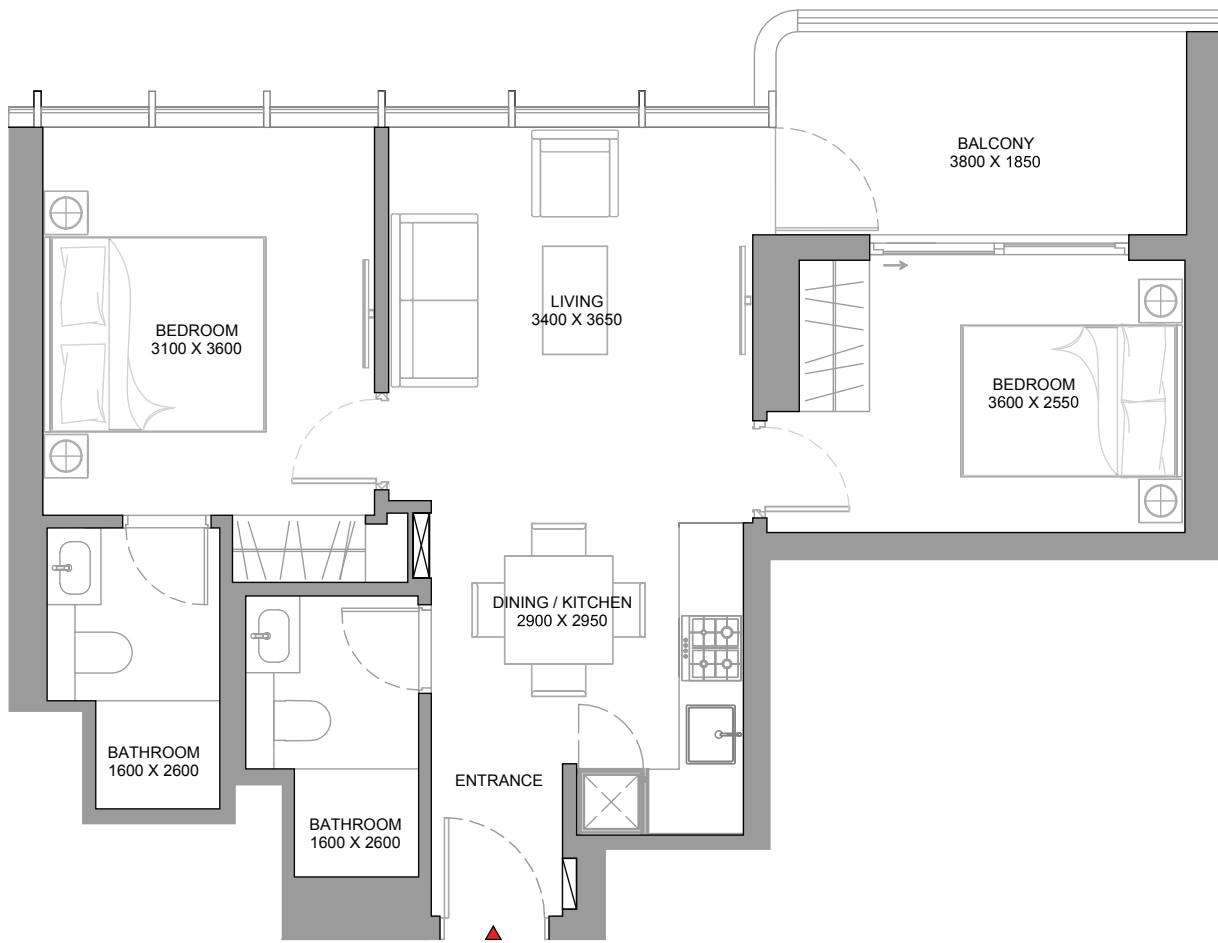
2 BEDROOM APARTMENT

TYPE L (with balcony)

SOBHA AQUAMONT TOWER C



TOTAL SALEABLE AREA
 SUITE RANGE = 630.01 - 631.73 SQ.FT.
 BALCONY = 90.20 SQ.FT.
 TOTAL RANGE = 720.21 - 721.94 SQ.FT.



List of unit numbers with this unit plan:

VIEWS

Green View
 C-P103

Sea & Green View
 C-111, C-311, C-511, C-711, C-911, C-1111, C-1311, C-1511, C-1711, C-1911, C-2111, C-2311, C-2511

DISCLAIMER: 1. ALL DIMENSIONS ARE IN METRIC, MEASURED TO WALL. 2. ALL DIMENSIONS & DRAWINGS ARE APPROXIMATE. 3. ACTUAL AREA MAY VARY FROM THE STATED AREA. 4. DRAWING ARE NOT TO SCALE. 5. LAYOUT REPRESENTATION AND IMAGES ARE FOR ILLUSTRATIVE PURPOSES ONLY AND MAY NOT REPRESENT THE ACTUAL SIZE, FEATURES, SPECIFICATIONS FOR KITCHEN FIXTURES, APPLIANCES, FITTINGS, FURNITURE OR FURNISHINGS AND FACADE. ACTUAL PRODUCTS AND DETAILS MAY VARY. 6. THE DEVELOPER RESERVES THE RIGHT TO MAKE REVISIONS/ ALTERATIONS, AT ITS ABSOLUTE DISCRETION, WITHOUT PRIOR INTIMATION OR ANY LIABILITY WHATSOEVER.

2 BEDROOM APARTMENT

TYPE L - VARIANT 1

(with balcony)

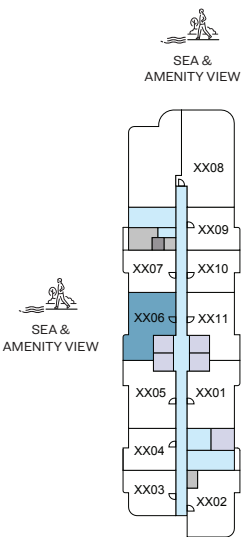
TOTAL SALEABLE AREA
 SUITE = 630.98 SQ.FT.
 BALCONY = 90.20 SQ.FT.
 TOTAL = 721.18 SQ.FT.

SOBHA AQUAMONT

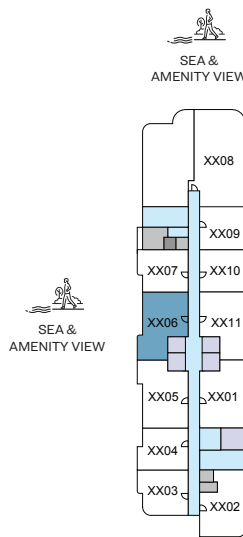
TOWER C



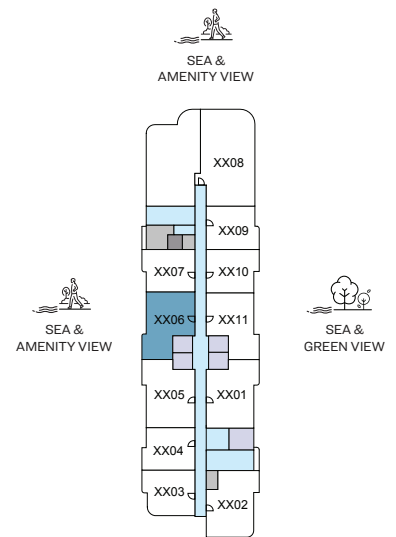
UNIT



LEVEL 02, 04, 06, 10,
12, 14, 16, 18, 20, 22, 24



LEVEL 08



LEVEL 26

List of unit numbers with this unit plan:

VIEWS

Sea & Amenity View

C-206, C-406, C-606, C-806, C-1006, C-1206, C-1406, C-1606, C-1806, C-2006, C-2206, C-2406, C-2606

DISCLAIMER: 1. ALL DIMENSIONS ARE IN METRIC, MEASURED TO WALL. 2. ALL DIMENSIONS & DRAWINGS ARE APPROXIMATE. 3. ACTUAL AREA MAY VARY FROM THE STATED AREA. 4. DRAWING ARE NOT TO SCALE. 5. LAYOUT REPRESENTATION AND IMAGES ARE FOR ILLUSTRATIVE PURPOSES ONLY AND MAY NOT REPRESENT THE ACTUAL SIZE, FEATURES, SPECIFICATIONS FOR KITCHEN FIXTURES, APPLIANCES, FITTINGS, FURNITURE OR FURNISHINGS AND FACADE. ACTUAL PRODUCTS AND DETAILS MAY VARY. 6. THE DEVELOPER RESERVES THE RIGHT TO MAKE REVISIONS/ ALTERATIONS, AT ITS ABSOLUTE DISCRETION, WITHOUT PRIOR INTIMATION OR ANY LIABILITY WHATSOEVER.

2 BEDROOM APARTMENT

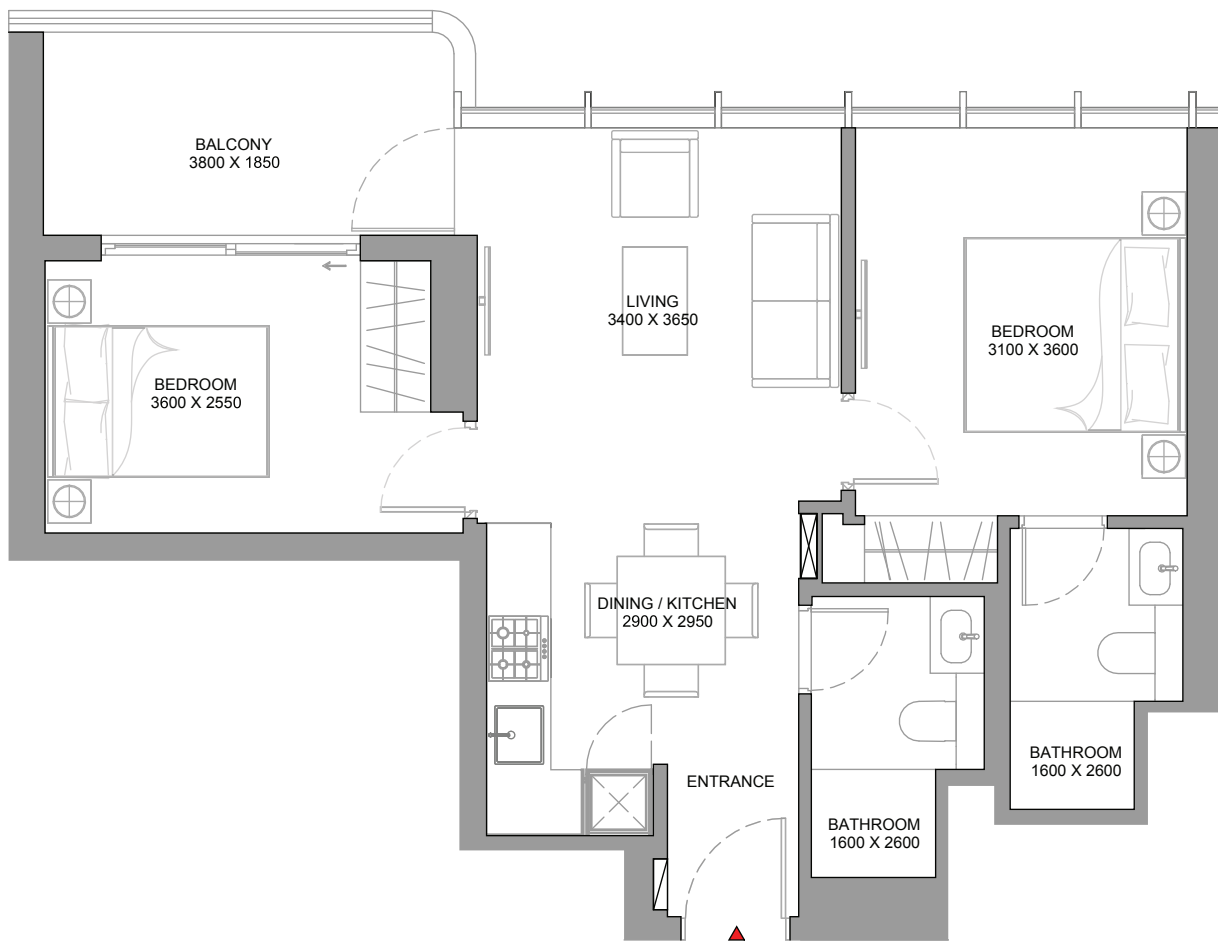
TYPE L - VARIANT 1

(with balcony)

TOTAL SALEABLE AREA
 SUITE = 630.98 SQ.FT.
 BALCONY = 90.20 SQ.FT.
 TOTAL = 721.18 SQ.FT.

SOBHA AQUAMONT

TOWER C



List of unit numbers with this unit plan:

VIEWS

Sea & Amenity View

C-206, C-406, C-606, C-806, C-1006, C-1206, C-1406, C-1606, C-1806, C-2006, C-2206, C-2406, C-2606

DISCLAIMER: 1. ALL DIMENSIONS ARE IN METRIC, MEASURED TO WALL. 2. ALL DIMENSIONS & DRAWINGS ARE APPROXIMATE. 3. ACTUAL AREA MAY VARY FROM THE STATED AREA. 4. DRAWING ARE NOT TO SCALE. 5. LAYOUT REPRESENTATION AND IMAGES ARE FOR ILLUSTRATIVE PURPOSES ONLY AND MAY NOT REPRESENT THE ACTUAL SIZE, FEATURES, SPECIFICATIONS FOR KITCHEN FIXTURES, APPLIANCES, FITTINGS, FURNITURE OR FURNISHINGS AND FACADE. ACTUAL PRODUCTS AND DETAILS MAY VARY. 6. THE DEVELOPER RESERVES THE RIGHT TO MAKE REVISIONS/ ALTERATIONS, AT ITS ABSOLUTE DISCRETION, WITHOUT PRIOR INTIMATION OR ANY LIABILITY WHATSOEVER.

2 BEDROOM APARTMENT

TYPE M

(with powder room + balcony)

SOBHA AQUAMONT

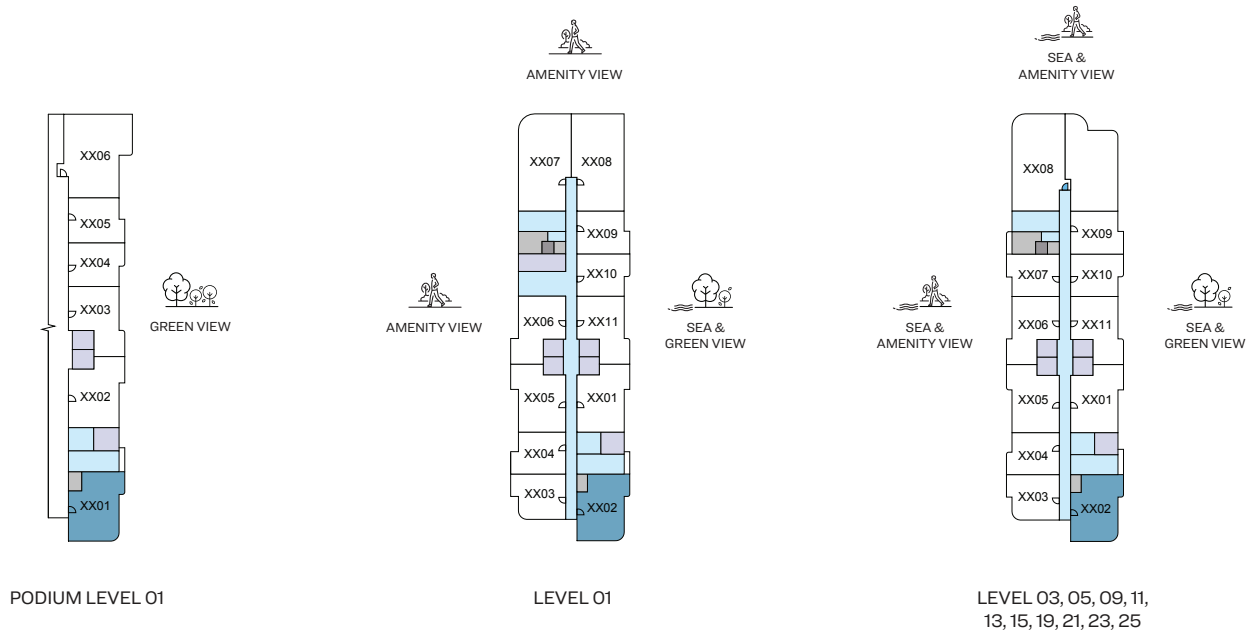
TOWER C



TOTAL SALEABLE AREA

SUITE = 691.37 SQ.FT.
BALCONY RANGE = 79.55 - 79.87 SQ.FT.
TOTAL RANGE = 770.91 - 771.23 SQ.FT.

UNIT



List of unit numbers with this unit plan:

VIEWS

Green View
C-P101

Sea & Green View
C-102, C-302, C-502, C-902, C-1102, C-1302, C-1502, C-1902, C-2102, C-2302, C-2502

DISCLAIMER: 1. ALL DIMENSIONS ARE IN METRIC, MEASURED TO WALL. 2. ALL DIMENSIONS & DRAWINGS ARE APPROXIMATE. 3. ACTUAL AREA MAY VARY FROM THE STATED AREA. 4. DRAWING ARE NOT TO SCALE. 5. LAYOUT REPRESENTATION AND IMAGES ARE FOR ILLUSTRATIVE PURPOSES ONLY AND MAY NOT REPRESENT THE ACTUAL SIZE, FEATURES, SPECIFICATIONS FOR KITCHEN FIXTURES, APPLIANCES, FITTINGS, FURNITURE OR FURNISHINGS AND FACADE. ACTUAL PRODUCTS AND DETAILS MAY VARY. 6. THE DEVELOPER RESERVES THE RIGHT TO MAKE REVISIONS/ ALTERATIONS, AT ITS ABSOLUTE DISCRETION, WITHOUT PRIOR INTIMATION OR ANY LIABILITY WHATSOEVER.

2 BEDROOM APARTMENT

TYPE M

(with powder room + balcony)

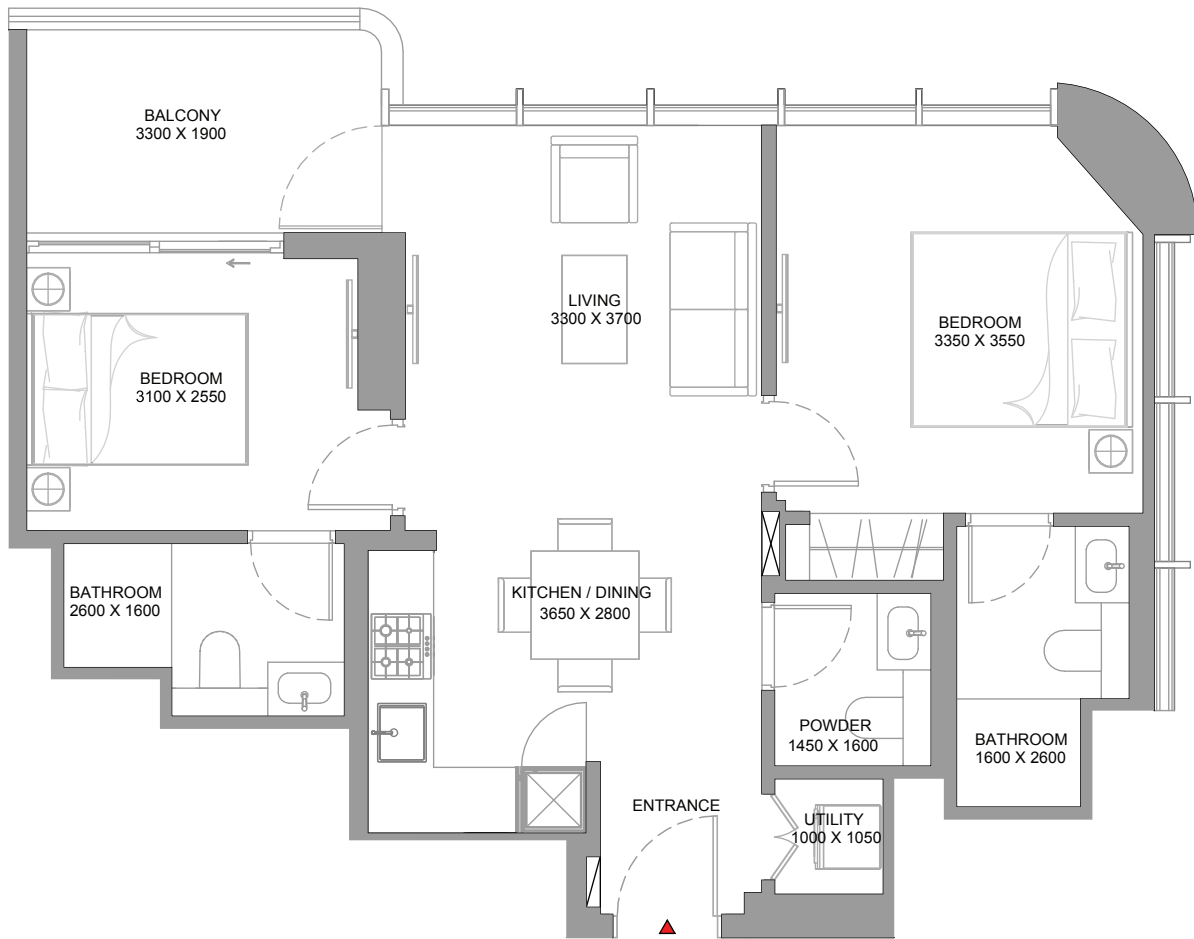
SOBHA AQUAMONT

TOWER C



TOTAL SALEABLE AREA

SUITE = 691.37 SQ.FT.
 BALCONY RANGE = 79.55 - 79.87 SQ.FT.
 TOTAL RANGE = 770.91 - 771.23 SQ.FT.



List of unit numbers with this unit plan:

VIEWS

Green View
 C-P101

Sea & Green View
 C-102, C-302, C-502, C-902, C-1102, C-1302, C-1502, C-1902, C-2102, C-2302, C-2502

DISCLAIMER: 1. ALL DIMENSIONS ARE IN METRIC, MEASURED TO WALL. 2. ALL DIMENSIONS & DRAWINGS ARE APPROXIMATE. 3. ACTUAL AREA MAY VARY FROM THE STATED AREA. 4. DRAWING ARE NOT TO SCALE. 5. LAYOUT REPRESENTATION AND IMAGES ARE FOR ILLUSTRATIVE PURPOSES ONLY AND MAY NOT REPRESENT THE ACTUAL SIZE, FEATURES, SPECIFICATIONS FOR KITCHEN FIXTURES, APPLIANCES, FITTINGS, FURNITURE OR FURNISHINGS AND FACADE. ACTUAL PRODUCTS AND DETAILS MAY VARY. 6. THE DEVELOPER RESERVES THE RIGHT TO MAKE REVISIONS/ ALTERATIONS, AT ITS ABSOLUTE DISCRETION, WITHOUT PRIOR INTIMATION OR ANY LIABILITY WHATSOEVER.

2 BEDROOM APARTMENT

TYPE N

(with powder room + balcony)

TOTAL SALEABLE AREA

SUITE = 691.37 SQ.FT.

BALCONY = 79.76 SQ.FT.

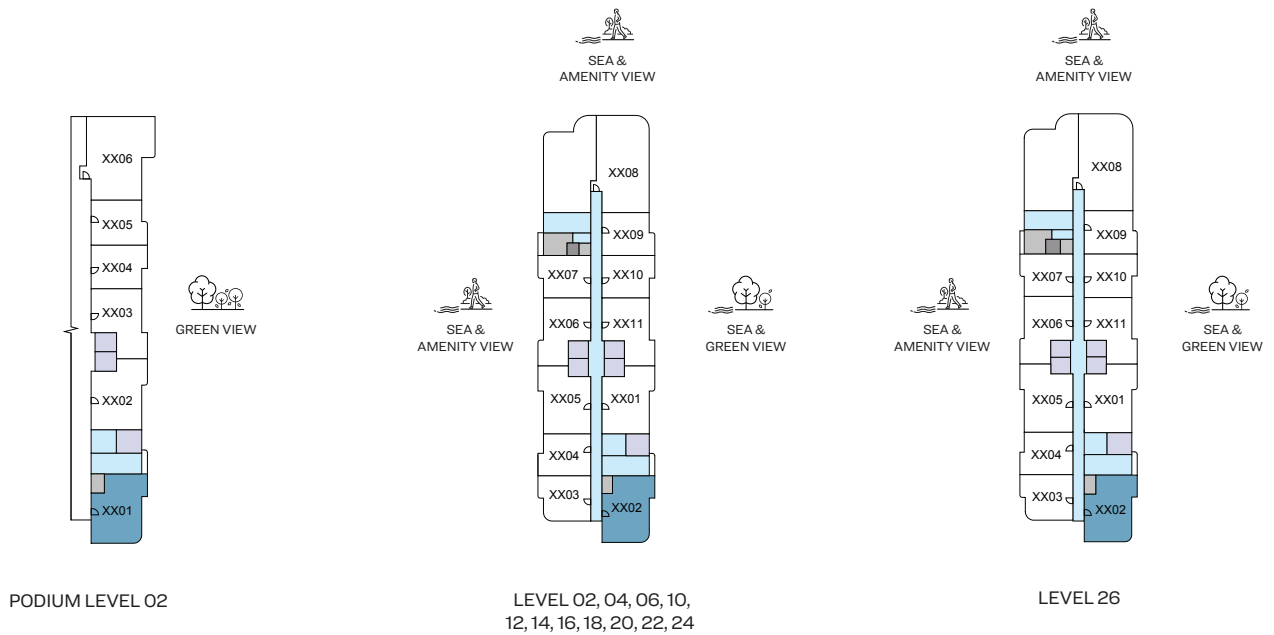
TOTAL = 771.13 SQ.FT.

SOBHA AQUAMONT

TOWER C



UNIT



List of unit numbers with this unit plan:

VIEWS

Green View
C-P201

Sea & Green View
C-202, C-402, C-602, C-1002, C-1202, C-1402, C-1602, C-1802, C-2002, C-2202, C-2402, C-2602

DISCLAIMER: 1. ALL DIMENSIONS ARE IN METRIC, MEASURED TO WALL. 2. ALL DIMENSIONS & DRAWINGS ARE APPROXIMATE. 3. ACTUAL AREA MAY VARY FROM THE STATED AREA. 4. DRAWING ARE NOT TO SCALE. 5. LAYOUT REPRESENTATION AND IMAGES ARE FOR ILLUSTRATIVE PURPOSES ONLY AND MAY NOT REPRESENT THE ACTUAL SIZE, FEATURES, SPECIFICATIONS FOR KITCHEN FIXTURES, APPLIANCES, FITTINGS, FURNITURE OR FURNISHINGS AND FACADE. ACTUAL PRODUCTS AND DETAILS MAY VARY. 6. THE DEVELOPER RESERVES THE RIGHT TO MAKE REVISIONS/ ALTERATIONS, AT ITS ABSOLUTE DISCRETION, WITHOUT PRIOR INTIMATION OR ANY LIABILITY WHATSOEVER.

2 BEDROOM APARTMENT

TYPE N

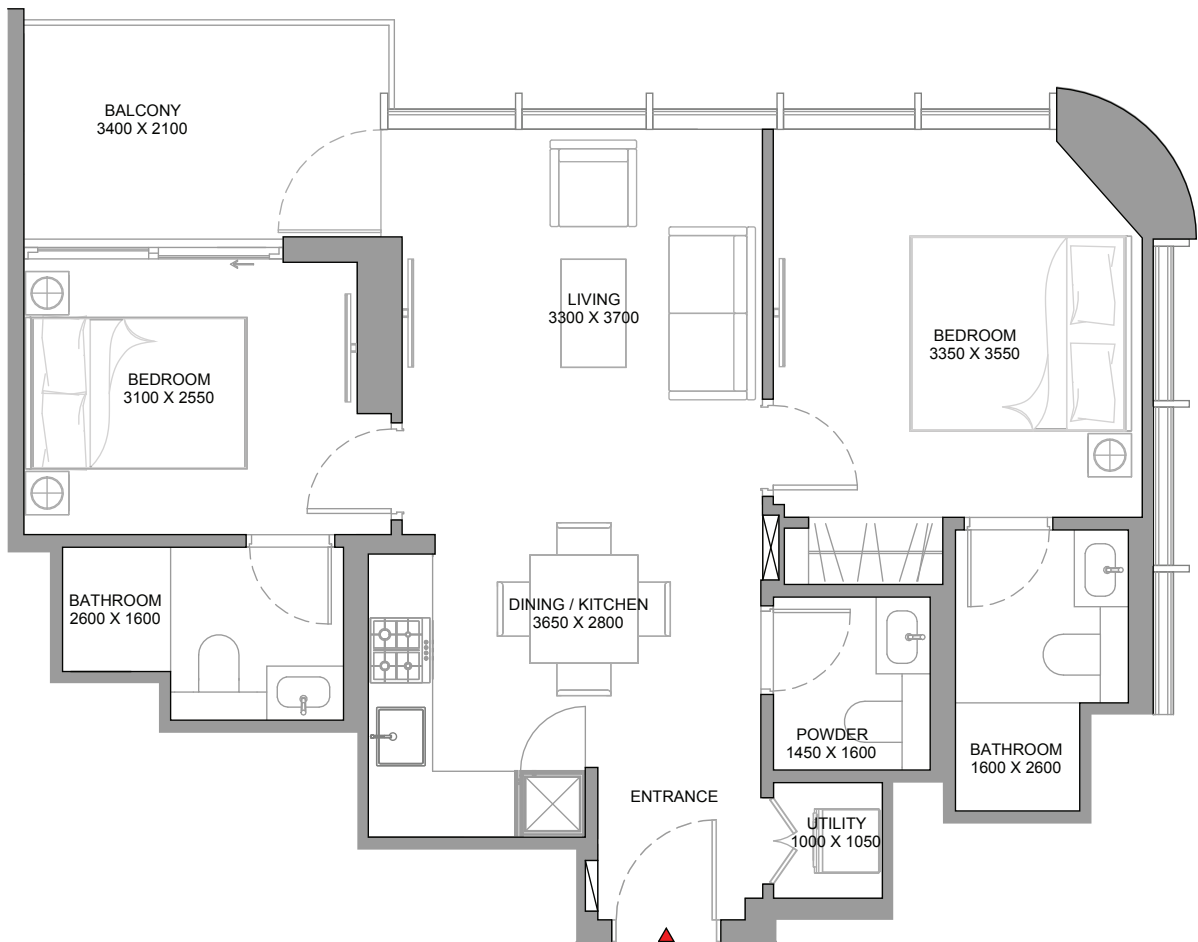
(with powder room + balcony)

SOBHA AQUAMONT

TOWER C



TOTAL SALEABLE AREA
 SUITE = 691.37 SQ.FT.
 BALCONY = 79.76 SQ.FT.
 TOTAL = 771.13 SQ.FT.



List of unit numbers with this unit plan:

VIEWS

Green View
 C-P201

Sea & Green View
 C-202, C-402, C-602, C-1002, C-1202, C-1402, C-1602, C-1802, C-2002, C-2202, C-2402, C-2602

DISCLAIMER: 1. ALL DIMENSIONS ARE IN METRIC, MEASURED TO WALL. 2. ALL DIMENSIONS & DRAWINGS ARE APPROXIMATE. 3. ACTUAL AREA MAY VARY FROM THE STATED AREA. 4. DRAWING ARE NOT TO SCALE. 5. LAYOUT REPRESENTATION AND IMAGES ARE FOR ILLUSTRATIVE PURPOSES ONLY AND MAY NOT REPRESENT THE ACTUAL SIZE, FEATURES, SPECIFICATIONS FOR KITCHEN FIXTURES, APPLIANCES, FITTINGS, FURNITURE OR FURNISHINGS AND FACADE. ACTUAL PRODUCTS AND DETAILS MAY VARY. 6. THE DEVELOPER RESERVES THE RIGHT TO MAKE REVISIONS/ ALTERATIONS, AT ITS ABSOLUTE DISCRETION, WITHOUT PRIOR INTIMATION OR ANY LIABILITY WHATSOEVER.

2 BEDROOM APARTMENT

TYPE O

(with powder room + balcony)

TOTAL SALEABLE AREA

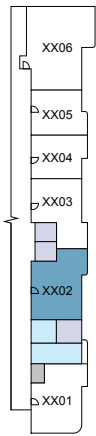
SUITE = 701.91 SQ.FT.
BALCONY = 90.20 SQ.FT.
TOTAL = 792.12 SQ.FT.

SOBHA AQUAMONT

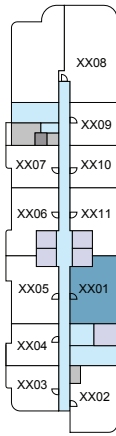
TOWER C



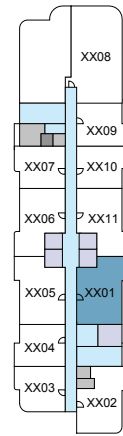
UNIT



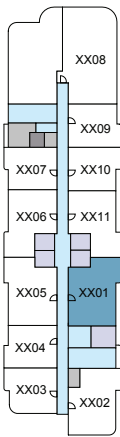
PODIUM LEVEL 02



LEVEL 02, 04, 06, 10,
12, 14, 16, 18, 20, 22, 24



LEVEL 08



LEVEL 26

List of unit numbers with this unit plan:

VIEWS

Green View
C-P202

Sea & Green View
C-201, C-401, C-601, C-801, C-1001, C-1201, C-1401, C-1601, C-1801, C-2001, C-2201, C-2401, C-2601

DISCLAIMER: 1. ALL DIMENSIONS ARE IN METRIC, MEASURED TO WALL. 2. ALL DIMENSIONS & DRAWINGS ARE APPROXIMATE. 3. ACTUAL AREA MAY VARY FROM THE STATED AREA. 4. DRAWING ARE NOT TO SCALE. 5. LAYOUT REPRESENTATION AND IMAGES ARE FOR ILLUSTRATIVE PURPOSES ONLY AND MAY NOT REPRESENT THE ACTUAL SIZE, FEATURES, SPECIFICATIONS FOR KITCHEN FIXTURES, APPLIANCES, FITTINGS, FURNITURE OR FURNISHINGS AND FACADE. ACTUAL PRODUCTS AND DETAILS MAY VARY. 6. THE DEVELOPER RESERVES THE RIGHT TO MAKE REVISIONS/ ALTERATIONS, AT ITS ABSOLUTE DISCRETION, WITHOUT PRIOR INTIMATION OR ANY LIABILITY WHATSOEVER.

2 BEDROOM APARTMENT

TYPE O

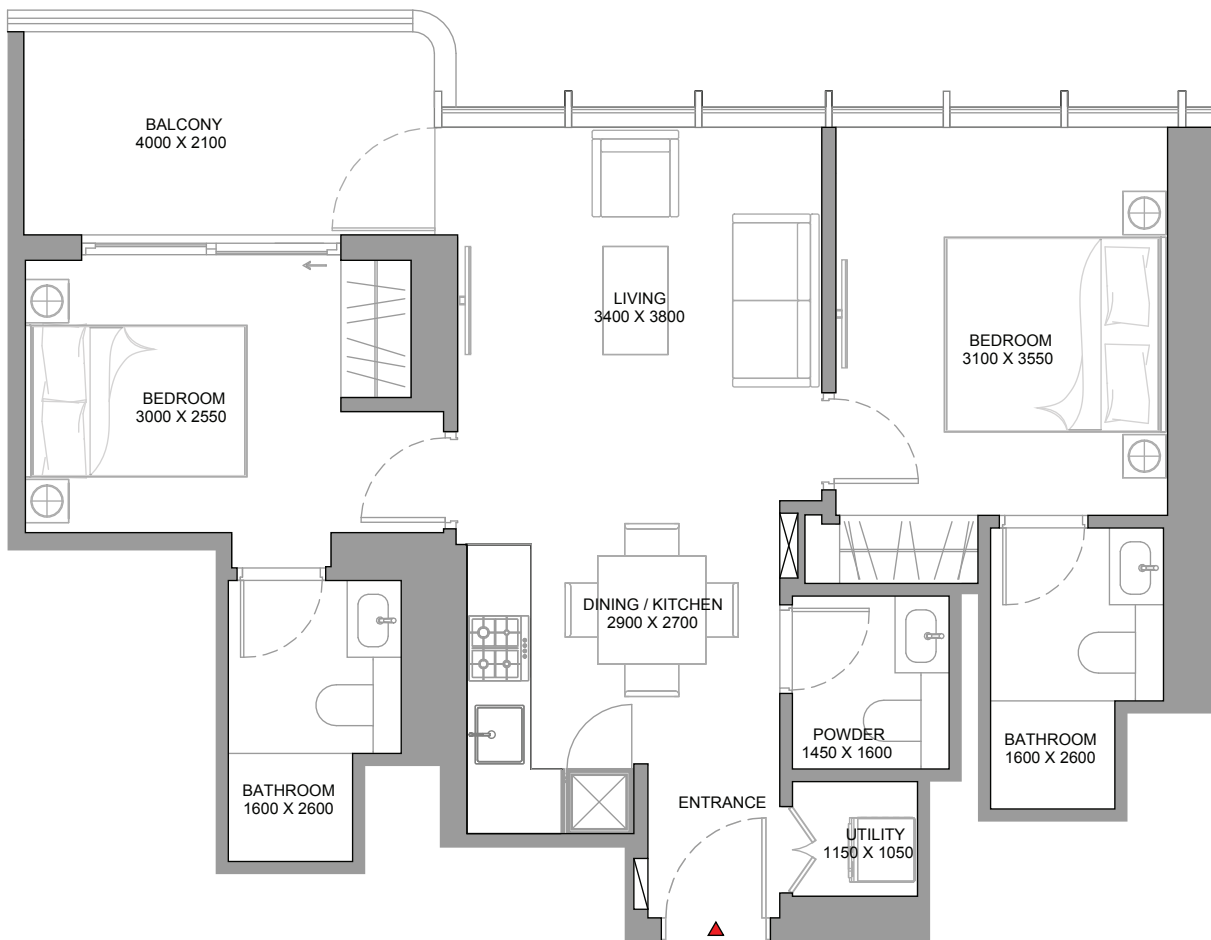
(with powder room + balcony)

SOBHA AQUAMONT

TOWER C



TOTAL SALEABLE AREA
 SUITE = 701.91 SQ.FT.
 BALCONY = 90.20 SQ.FT.
 TOTAL = 792.12 SQ.FT.



List of unit numbers with this unit plan:

VIEWS

Green View
 C-P202

Sea & Green View
 C-201, C-401, C-601, C-801, C-1001, C-1201, C-1401, C-1601, C-1801, C-2001, C-2201, C-2401, C-2601

DISCLAIMER: 1. ALL DIMENSIONS ARE IN METRIC, MEASURED TO WALL. 2. ALL DIMENSIONS & DRAWINGS ARE APPROXIMATE. 3. ACTUAL AREA MAY VARY FROM THE STATED AREA. 4. DRAWING ARE NOT TO SCALE. 5. LAYOUT REPRESENTATION AND IMAGES ARE FOR ILLUSTRATIVE PURPOSES ONLY AND MAY NOT REPRESENT THE ACTUAL SIZE, FEATURES, SPECIFICATIONS FOR KITCHEN FIXTURES, APPLIANCES, FITTINGS, FURNITURE OR FURNISHINGS AND FACADE. ACTUAL PRODUCTS AND DETAILS MAY VARY. 6. THE DEVELOPER RESERVES THE RIGHT TO MAKE REVISIONS/ ALTERATIONS, AT ITS ABSOLUTE DISCRETION, WITHOUT PRIOR INTIMATION OR ANY LIABILITY WHATSOEVER.

2 BEDROOM APARTMENT

TYPE O - VARIANT 1

(with powder room + balcony)

TOTAL SALEABLE AREA

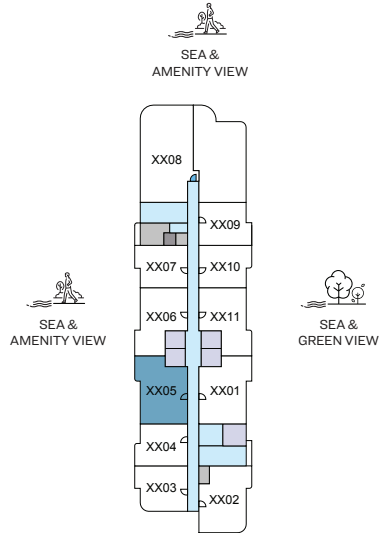
SUITE = 694.49 SQ.FT.
BALCONY = 90.20 SQ.FT.
TOTAL = 784.69 SQ.FT.

SOBHA AQUAMONT

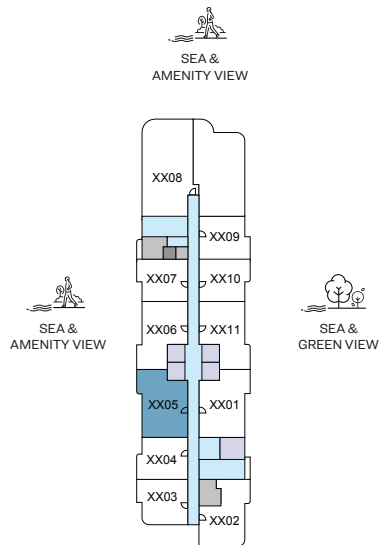
TOWER C



UNIT



LEVEL 03, 05, 09, 11,
13, 15, 19, 21, 23, 25



LEVEL 07, 17

List of unit numbers with this unit plan:

VIEWS

Sea & Amenity View

C-305, C-505, C-705, C-905, C-1105, C-1305, C-1505, C-1705, C-1905, C-2105, C-2305, C-2505

DISCLAIMER: 1. ALL DIMENSIONS ARE IN METRIC, MEASURED TO WALL. 2. ALL DIMENSIONS & DRAWINGS ARE APPROXIMATE. 3. ACTUAL AREA MAY VARY FROM THE STATED AREA. 4. DRAWING ARE NOT TO SCALE. 5. LAYOUT REPRESENTATION AND IMAGES ARE FOR ILLUSTRATIVE PURPOSES ONLY AND MAY NOT REPRESENT THE ACTUAL SIZE, FEATURES, SPECIFICATIONS FOR KITCHEN FIXTURES, APPLIANCES, FITTINGS, FURNITURE OR FURNISHINGS AND FACADE. ACTUAL PRODUCTS AND DETAILS MAY VARY. 6. THE DEVELOPER RESERVES THE RIGHT TO MAKE REVISIONS/ ALTERATIONS, AT ITS ABSOLUTE DISCRETION, WITHOUT PRIOR INTIMATION OR ANY LIABILITY WHATSOEVER.

2 BEDROOM APARTMENT

TYPE O - VARIANT 1

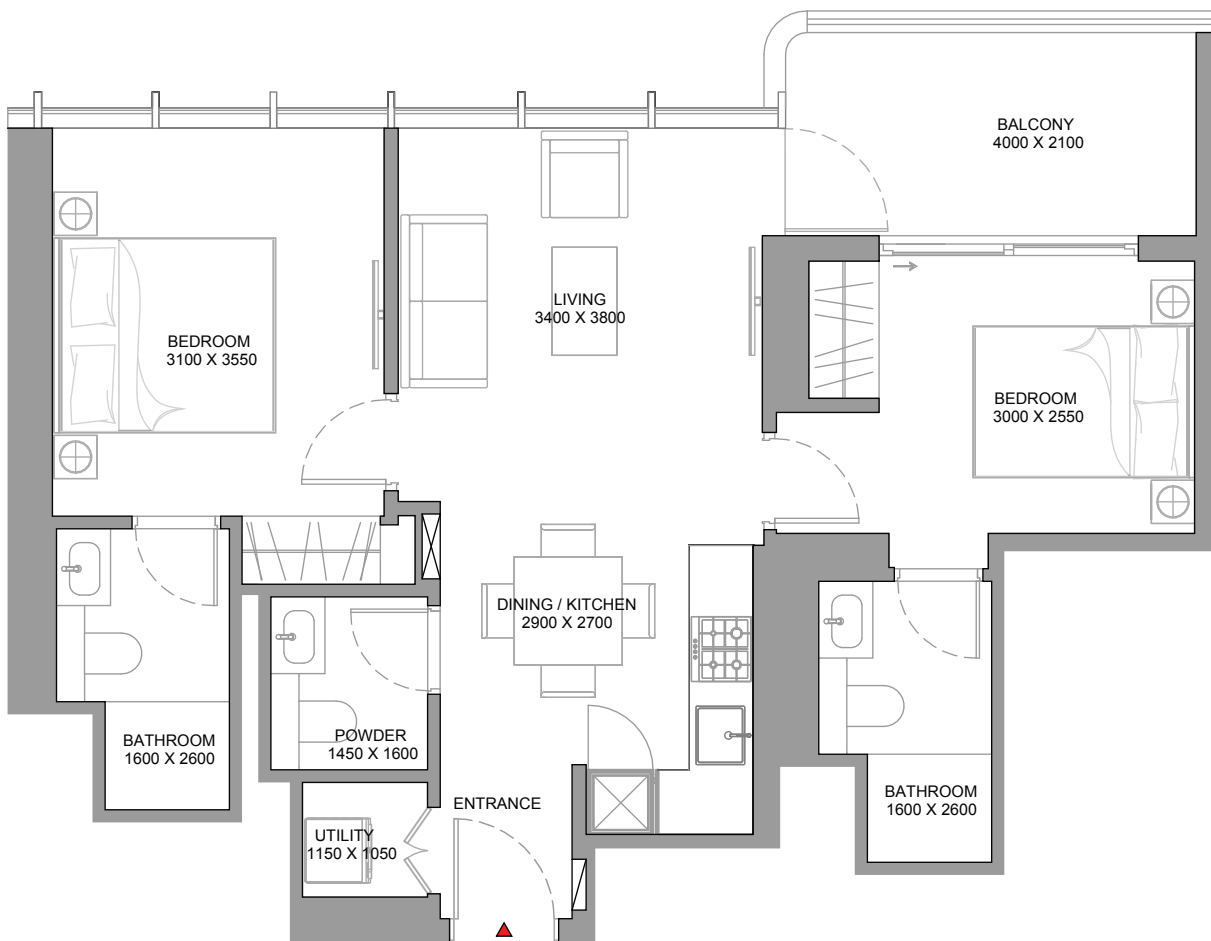
(with powder room + balcony)

SOBHA AQUAMONT

TOWER C



TOTAL SALEABLE AREA
 SUITE = 694.49 SQ.FT.
 BALCONY = 90.20 SQ.FT.
 TOTAL = 784.69 SQ.FT.



List of unit numbers with this unit plan:

VIEWS

Sea & Amenity View

C-305, C-505, C-705, C-905, C-1105, C-1305, C-1505, C-1705, C-1905, C-2105, C-2305, C-2505

DISCLAIMER: 1. ALL DIMENSIONS ARE IN METRIC, MEASURED TO WALL. 2. ALL DIMENSIONS & DRAWINGS ARE APPROXIMATE. 3. ACTUAL AREA MAY VARY FROM THE STATED AREA. 4. DRAWING ARE NOT TO SCALE. 5. LAYOUT REPRESENTATION AND IMAGES ARE FOR ILLUSTRATIVE PURPOSES ONLY AND MAY NOT REPRESENT THE ACTUAL SIZE, FEATURES, SPECIFICATIONS FOR KITCHEN FIXTURES, APPLIANCES, FITTINGS, FURNITURE OR FURNISHINGS AND FACADE. ACTUAL PRODUCTS AND DETAILS MAY VARY. 6. THE DEVELOPER RESERVES THE RIGHT TO MAKE REVISIONS/ ALTERATIONS, AT ITS ABSOLUTE DISCRETION, WITHOUT PRIOR INTIMATION OR ANY LIABILITY WHATSOEVER.

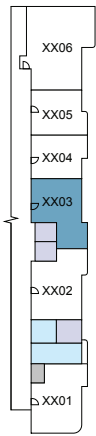
2 BEDROOM APARTMENT TYPE P (with balcony)

TOTAL SALEABLE AREA
SUITE = 630.87 SQ.FT.
BALCONY = 90.31 SQ.FT.
TOTAL = 721.18 SQ.FT.

SOBHA AQUAMONT TOWER C

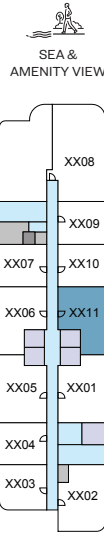


UNIT



GREEN VIEW

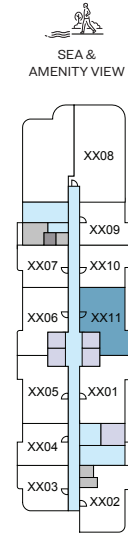
PODIUM LEVEL 02



SEA & AMENITY VIEW

SEA & GREEN VIEW

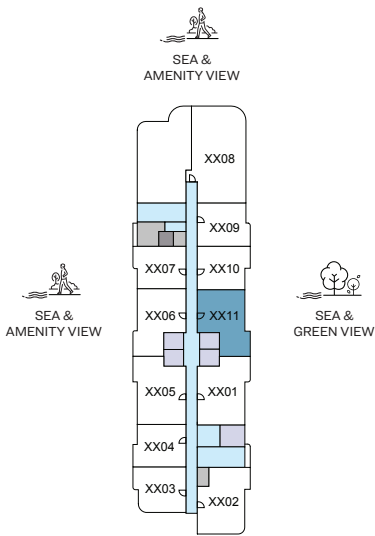
LEVEL 02, 04, 06, 10,
12, 14, 16, 18, 20, 22, 24



SEA & AMENITY VIEW

SEA & GREEN VIEW

LEVEL 08



SEA & AMENITY VIEW

SEA & GREEN VIEW

LEVEL 26

List of unit numbers with this unit plan:

VIEWS

Green View
C-P203

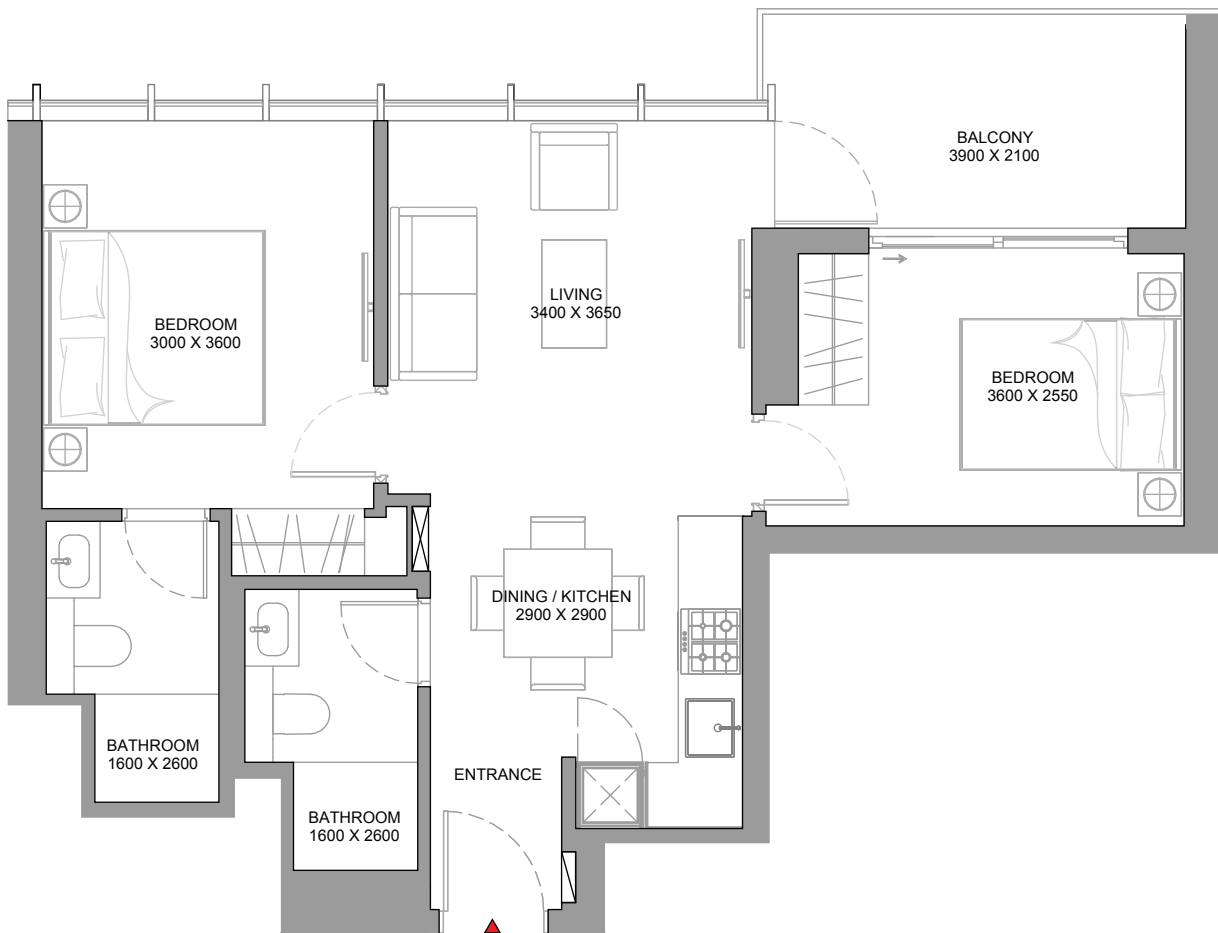
Sea & Green View
C-211, C-411, C-611, C-811, C-1011, C-1211, C-1411, C-1611, C-1811, C-2011, C-2211, C-2411, C-2611

DISCLAIMER: 1. ALL DIMENSIONS ARE IN METRIC, MEASURED TO WALL. 2. ALL DIMENSIONS & DRAWINGS ARE APPROXIMATE. 3. ACTUAL AREA MAY VARY FROM THE STATED AREA. 4. DRAWING ARE NOT TO SCALE. 5. LAYOUT REPRESENTATION AND IMAGES ARE FOR ILLUSTRATIVE PURPOSES ONLY AND MAY NOT REPRESENT THE ACTUAL SIZE, FEATURES, SPECIFICATIONS FOR KITCHEN FIXTURES, APPLIANCES, FITTINGS, FURNITURE OR FURNISHINGS AND FACADE. ACTUAL PRODUCTS AND DETAILS MAY VARY. 6. THE DEVELOPER RESERVES THE RIGHT TO MAKE REVISIONS/ ALTERATIONS, AT ITS ABSOLUTE DISCRETION, WITHOUT PRIOR INTIMATION OR ANY LIABILITY WHATSOEVER.

2 BEDROOM APARTMENT TYPE P (with balcony)

TOTAL SALEABLE AREA
SUITE = 630.87 SQ.FT.
BALCONY = 90.31 SQ.FT.
TOTAL = 721.18 SQ.FT.

SOBHA AQUAMONT TOWER C



List of unit numbers with this unit plan:

VIEWS

Green View
C-P203

Sea & Green View
C-211, C-411, C-611, C-811, C-1011, C-1211, C-1411, C-1611, C-1811, C-2011, C-2211, C-2411, C-2611

DISCLAIMER: 1. ALL DIMENSIONS ARE IN METRIC, MEASURED TO WALL. 2. ALL DIMENSIONS & DRAWINGS ARE APPROXIMATE. 3. ACTUAL AREA MAY VARY FROM THE STATED AREA. 4. DRAWING ARE NOT TO SCALE. 5. LAYOUT REPRESENTATION AND IMAGES ARE FOR ILLUSTRATIVE PURPOSES ONLY AND MAY NOT REPRESENT THE ACTUAL SIZE, FEATURES, SPECIFICATIONS FOR KITCHEN FIXTURES, APPLIANCES, FITTINGS, FURNITURE OR FURNISHINGS AND FACADE. ACTUAL PRODUCTS AND DETAILS MAY VARY. 6. THE DEVELOPER RESERVES THE RIGHT TO MAKE REVISIONS/ ALTERATIONS, AT ITS ABSOLUTE DISCRETION, WITHOUT PRIOR INTIMATION OR ANY LIABILITY WHATSOEVER.

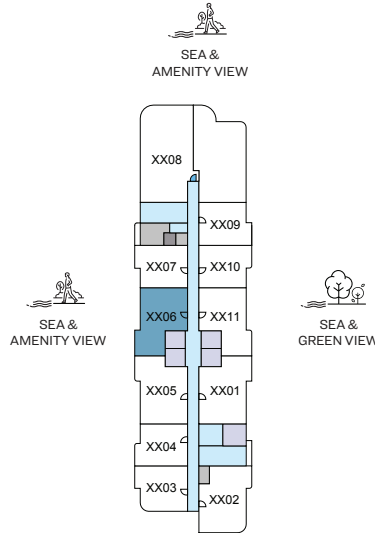
2 BEDROOM APARTMENT TYPE P - VARIANT 1 (with balcony)

TOTAL SALEABLE AREA
SUITE = 630.87 SQ.FT.
BALCONY = 90.31 SQ.FT.
TOTAL = 721.18 SQ.FT.

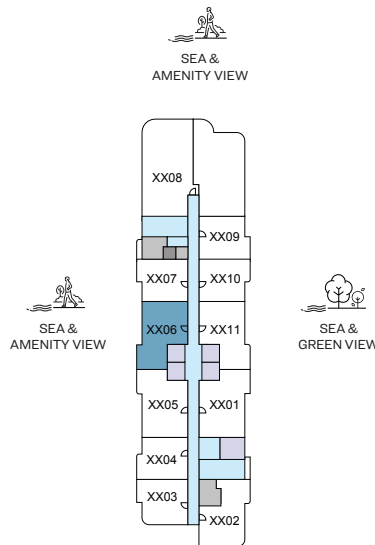
SOBHA AQUAMONT TOWER C



UNIT



LEVEL 03, 05, 09, 11,
13, 15, 19, 21, 23, 25



LEVEL 07, 17

List of unit numbers with this unit plan:

VIEWS

Sea & Amenity View

C-306, C-506, C-706, C-906, C-1106, C-1306, C-1506, C-1706, C-1906, C-2106, C-2306, C-2506

DISCLAIMER: 1. ALL DIMENSIONS ARE IN METRIC, MEASURED TO WALL. 2. ALL DIMENSIONS & DRAWINGS ARE APPROXIMATE. 3. ACTUAL AREA MAY VARY FROM THE STATED AREA. 4. DRAWING ARE NOT TO SCALE. 5. LAYOUT REPRESENTATION AND IMAGES ARE FOR ILLUSTRATIVE PURPOSES ONLY AND MAY NOT REPRESENT THE ACTUAL SIZE, FEATURES, SPECIFICATIONS FOR KITCHEN FIXTURES, APPLIANCES, FITTINGS, FURNITURE OR FURNISHINGS AND FACADE. ACTUAL PRODUCTS AND DETAILS MAY VARY. 6. THE DEVELOPER RESERVES THE RIGHT TO MAKE REVISIONS/ ALTERATIONS, AT ITS ABSOLUTE DISCRETION, WITHOUT PRIOR INTIMATION OR ANY LIABILITY WHATSOEVER.

2 BEDROOM APARTMENT

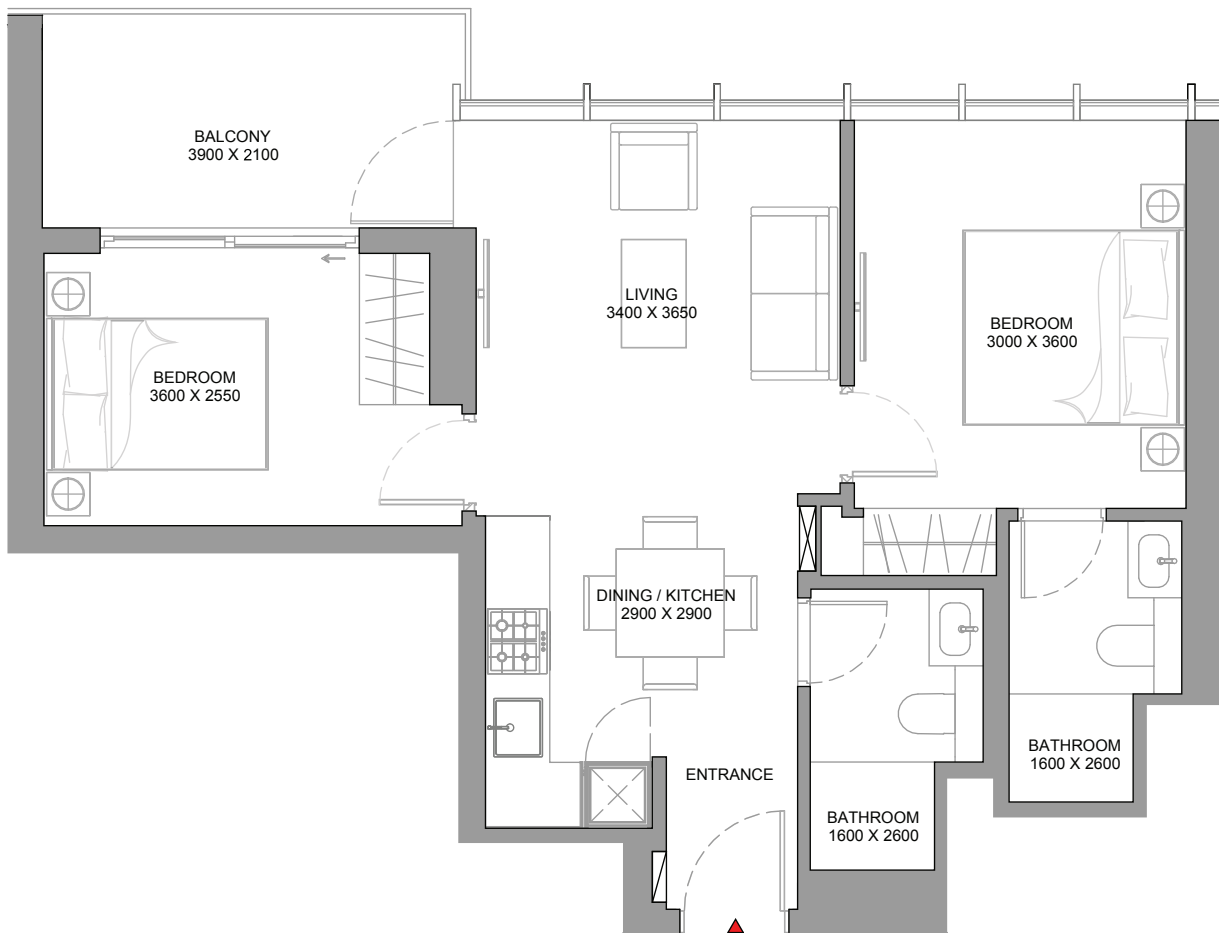
TYPE P - VARIANT 1

(with balcony)

TOTAL SALEABLE AREA
 SUITE = 630.87 SQ.FT.
 BALCONY = 90.31 SQ.FT.
 TOTAL = 721.18 SQ.FT.

SOBHA AQUAMONT

TOWER C



List of unit numbers with this unit plan:

VIEWS

Sea & Amenity View

C-306, C-506, C-706, C-906, C-1106, C-1306, C-1506, C-1706, C-1906, C-2106, C-2306, C-2506

DISCLAIMER: 1. ALL DIMENSIONS ARE IN METRIC, MEASURED TO WALL. 2. ALL DIMENSIONS & DRAWINGS ARE APPROXIMATE. 3. ACTUAL AREA MAY VARY FROM THE STATED AREA. 4. DRAWING ARE NOT TO SCALE. 5. LAYOUT REPRESENTATION AND IMAGES ARE FOR ILLUSTRATIVE PURPOSES ONLY AND MAY NOT REPRESENT THE ACTUAL SIZE, FEATURES, SPECIFICATIONS FOR KITCHEN FIXTURES, APPLIANCES, FITTINGS, FURNITURE OR FURNISHINGS AND FACADE. ACTUAL PRODUCTS AND DETAILS MAY VARY. 6. THE DEVELOPER RESERVES THE RIGHT TO MAKE REVISIONS/ ALTERATIONS, AT ITS ABSOLUTE DISCRETION, WITHOUT PRIOR INTIMATION OR ANY LIABILITY WHATSOEVER.

2 BEDROOM APARTMENT

TYPE R

(with Powder+yard)

TOTAL SALEABLE AREA

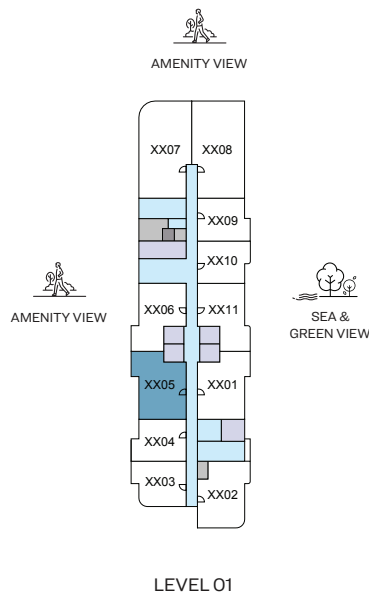
SUITE = 694.06 SQ.FT.
 YARD = 137.35 SQ.FT.
 TOTAL = 831.40 SQ.FT.

SOBHA AQUAMONT

TOWER C



UNIT



List of unit numbers with this unit plan:

VIEWS

Amenity View
 C-105

DISCLAIMER: 1. ALL DIMENSIONS ARE IN METRIC, MEASURED TO WALL. 2. ALL DIMENSIONS & DRAWINGS ARE APPROXIMATE. 3. ACTUAL AREA MAY VARY FROM THE STATED AREA. 4. DRAWING ARE NOT TO SCALE. 5. LAYOUT REPRESENTATION AND IMAGES ARE FOR ILLUSTRATIVE PURPOSES ONLY AND MAY NOT REPRESENT THE ACTUAL SIZE, FEATURES, SPECIFICATIONS FOR KITCHEN FIXTURES, APPLIANCES, FITTINGS, FURNITURE OR FURNISHINGS AND FACADE. ACTUAL PRODUCTS AND DETAILS MAY VARY. 6. THE DEVELOPER RESERVES THE RIGHT TO MAKE REVISIONS/ ALTERATIONS, AT ITS ABSOLUTE DISCRETION, WITHOUT PRIOR INTIMATION OR ANY LIABILITY WHATSOEVER.

2 BEDROOM APARTMENT

TYPE R

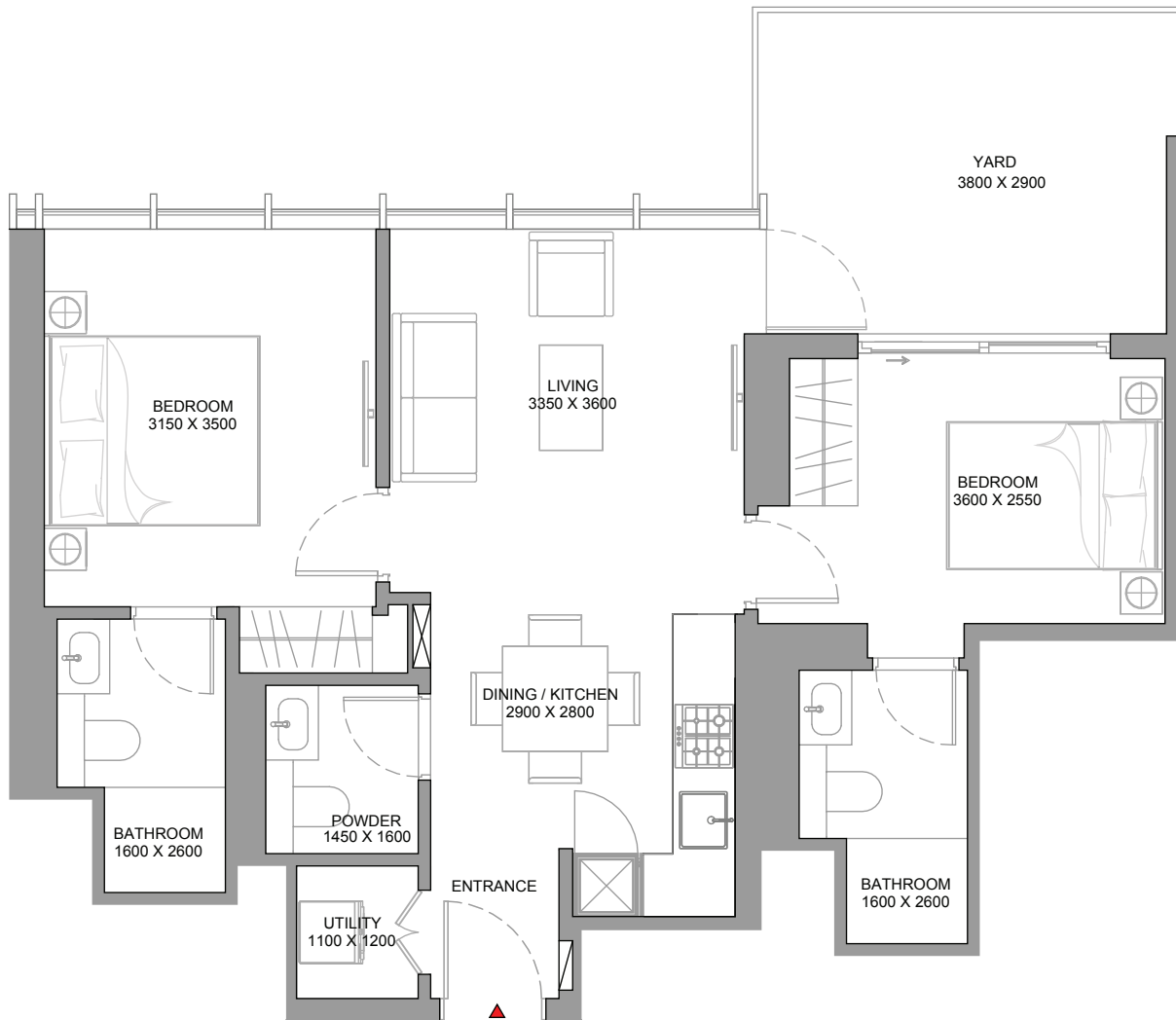
(with Powder+yard)

SOBHA AQUAMONT

TOWER C



TOTAL SALEABLE AREA
 SUITE = 694.06 SQ.FT.
~~BARON 7.357833 SQ.FT.~~
 TOTAL = 831.40 SQ.FT.



List of unit numbers with this unit plan:

VIEWS

Amenity View
 C-105

DISCLAIMER: 1. ALL DIMENSIONS ARE IN METRIC, MEASURED TO WALL. 2. ALL DIMENSIONS & DRAWINGS ARE APPROXIMATE. 3. ACTUAL AREA MAY VARY FROM THE STATED AREA. 4. DRAWING ARE NOT TO SCALE. 5. LAYOUT REPRESENTATION AND IMAGES ARE FOR ILLUSTRATIVE PURPOSES ONLY AND MAY NOT REPRESENT THE ACTUAL SIZE, FEATURES, SPECIFICATIONS FOR KITCHEN FIXTURES, APPLIANCES, FITTINGS, FURNITURE OR FURNISHINGS AND FACADE. ACTUAL PRODUCTS AND DETAILS MAY VARY. 6. THE DEVELOPER RESERVES THE RIGHT TO MAKE REVISIONS/ ALTERATIONS, AT ITS ABSOLUTE DISCRETION, WITHOUT PRIOR INTIMATION OR ANY LIABILITY WHATSOEVER.

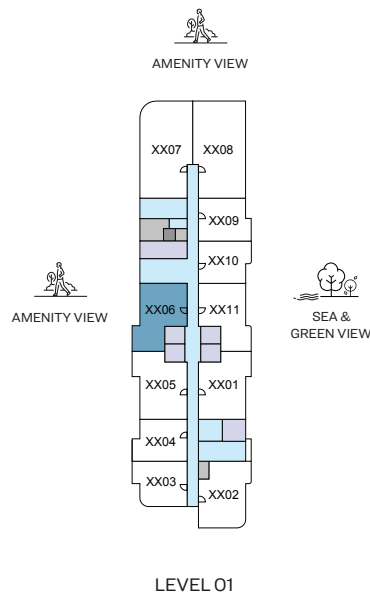
2 BEDROOM APARTMENT TYPE S (with yard)

TOTAL SALEABLE AREA
 SUITE = 631.41 SQ.FT.
 YARD = 137.35 SQ.FT.
 TOTAL = 768.76 SQ.FT.

SOBHA AQUAMONT TOWER C



UNIT



List of unit numbers with this unit plan:

VIEWS

Amenity View
C-106

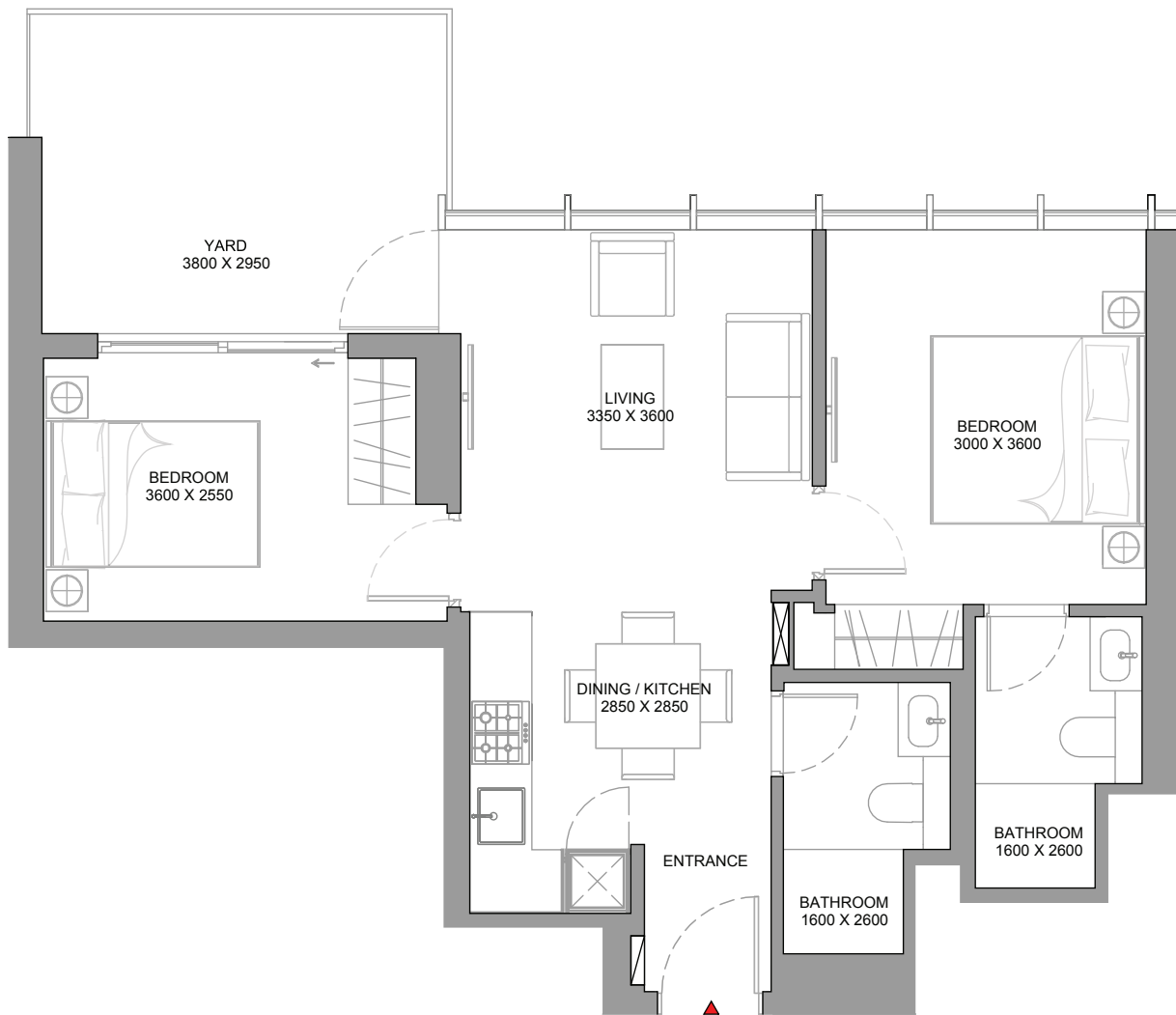
DISCLAIMER: 1. ALL DIMENSIONS ARE IN METRIC, MEASURED TO WALL. 2. ALL DIMENSIONS & DRAWINGS ARE APPROXIMATE. 3. ACTUAL AREA MAY VARY FROM THE STATED AREA. 4. DRAWING ARE NOT TO SCALE. 5. LAYOUT REPRESENTATION AND IMAGES ARE FOR ILLUSTRATIVE PURPOSES ONLY AND MAY NOT REPRESENT THE ACTUAL SIZE, FEATURES, SPECIFICATIONS FOR KITCHEN FIXTURES, APPLIANCES, FITTINGS, FURNITURE OR FURNISHINGS AND FACADE. ACTUAL PRODUCTS AND DETAILS MAY VARY. 6. THE DEVELOPER RESERVES THE RIGHT TO MAKE REVISIONS/ ALTERATIONS, AT ITS ABSOLUTE DISCRETION, WITHOUT PRIOR INTIMATION OR ANY LIABILITY WHATSOEVER.

2 BEDROOM APARTMENT

TYPE S (with yard)

TOTAL SALEABLE AREA
 SUITE = 631.41 SQ.FT.
 YARD = 137.35 SQ.FT.
 TOTAL = 768.76 SQ.FT.

SOBHA AQUAMONT TOWER C



List of unit numbers with this unit plan:

VIEWS

Amenity View
 C-106

DISCLAIMER: 1. ALL DIMENSIONS ARE IN METRIC, MEASURED TO WALL. 2. ALL DIMENSIONS & DRAWINGS ARE APPROXIMATE. 3. ACTUAL AREA MAY VARY FROM THE STATED AREA. 4. DRAWING ARE NOT TO SCALE. 5. LAYOUT REPRESENTATION AND IMAGES ARE FOR ILLUSTRATIVE PURPOSES ONLY AND MAY NOT REPRESENT THE ACTUAL SIZE, FEATURES, SPECIFICATIONS FOR KITCHEN FIXTURES, APPLIANCES, FITTINGS, FURNITURE OR FURNISHINGS AND FACADE. ACTUAL PRODUCTS AND DETAILS MAY VARY. 6. THE DEVELOPER RESERVES THE RIGHT TO MAKE REVISIONS/ ALTERATIONS, AT ITS ABSOLUTE DISCRETION, WITHOUT PRIOR INTIMATION OR ANY LIABILITY WHATSOEVER.

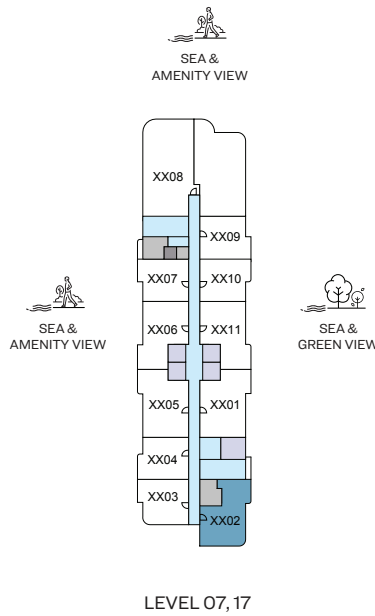
2 BEDROOM APARTMENT TYPE T (with balcony)

TOTAL SALEABLE AREA
SUITE = 643.68 SQ.FT.
BALCONY = 79.55 SQ.FT.
TOTAL = 723.23 SQ.FT.

SOBHA AQUAMONT TOWER C



UNIT



List of unit numbers with this unit plan:

VIEWS

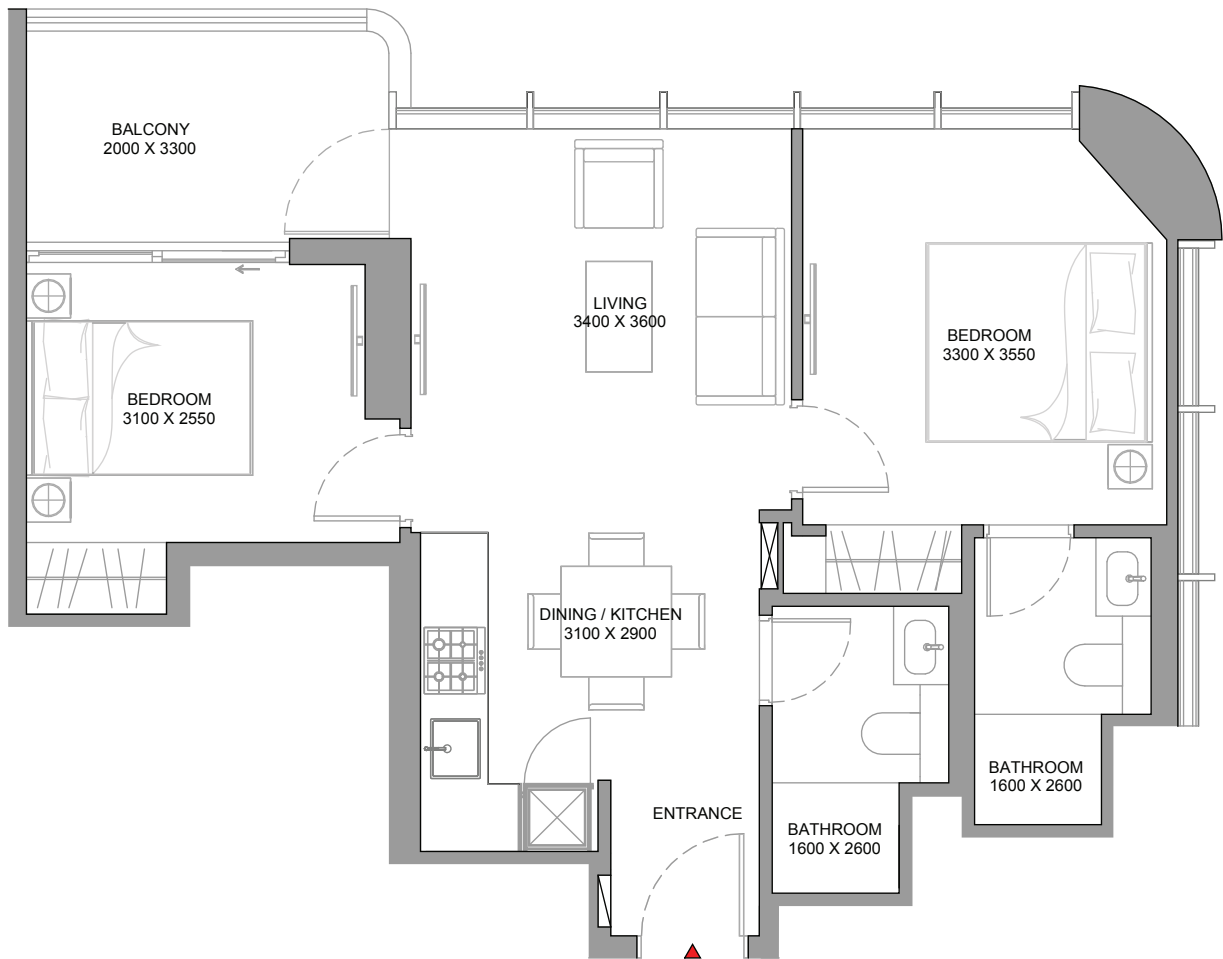
Sea & Green View
C-702, C-1702

DISCLAIMER: 1. ALL DIMENSIONS ARE IN METRIC, MEASURED TO WALL. 2. ALL DIMENSIONS & DRAWINGS ARE APPROXIMATE. 3. ACTUAL AREA MAY VARY FROM THE STATED AREA. 4. DRAWING ARE NOT TO SCALE. 5. LAYOUT REPRESENTATION AND IMAGES ARE FOR ILLUSTRATIVE PURPOSES ONLY AND MAY NOT REPRESENT THE ACTUAL SIZE, FEATURES, SPECIFICATIONS FOR KITCHEN FIXTURES, APPLIANCES, FITTINGS, FURNITURE OR FURNISHINGS AND FACADE. ACTUAL PRODUCTS AND DETAILS MAY VARY. 6. THE DEVELOPER RESERVES THE RIGHT TO MAKE REVISIONS/ ALTERATIONS, AT ITS ABSOLUTE DISCRETION, WITHOUT PRIOR INTIMATION OR ANY LIABILITY WHATSOEVER.

2 BEDROOM APARTMENT TYPE T (with balcony)

TOTAL SALEABLE AREA
SUITE = 643.68 SQ.FT.
BALCONY = 79.55 SQ.FT.
TOTAL = 723.23 SQ.FT.

SOBHA AQUAMONT TOWER C



List of unit numbers with this unit plan:

VIEWS

Sea & Green View
C-702, C-1702

DISCLAIMER: 1. ALL DIMENSIONS ARE IN METRIC, MEASURED TO WALL. 2. ALL DIMENSIONS & DRAWINGS ARE APPROXIMATE. 3. ACTUAL AREA MAY VARY FROM THE STATED AREA. 4. DRAWING ARE NOT TO SCALE. 5. LAYOUT REPRESENTATION AND IMAGES ARE FOR ILLUSTRATIVE PURPOSES ONLY AND MAY NOT REPRESENT THE ACTUAL SIZE, FEATURES, SPECIFICATIONS FOR KITCHEN FIXTURES, APPLIANCES, FITTINGS, FURNITURE OR FURNISHINGS AND FACADE. ACTUAL PRODUCTS AND DETAILS MAY VARY. 6. THE DEVELOPER RESERVES THE RIGHT TO MAKE REVISIONS/ ALTERATIONS, AT ITS ABSOLUTE DISCRETION, WITHOUT PRIOR INTIMATION OR ANY LIABILITY WHATSOEVER.

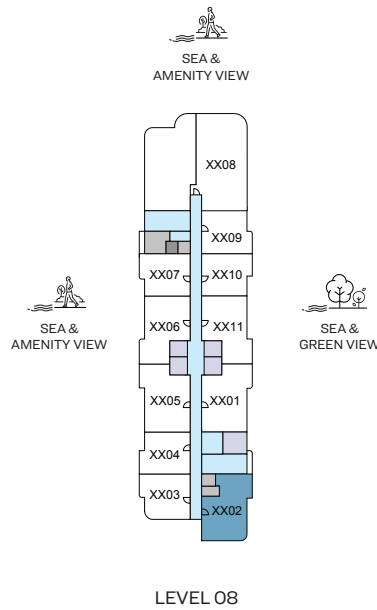
2 BEDROOM APARTMENT TYPE U (with balcony)

TOTAL SALEABLE AREA
SUITE = 673.07 SQ.FT.
BALCONY = 79.76 SQ.FT.
TOTAL = 752.83 SQ.FT.

SOBHA AQUAMONT TOWER C



UNIT



List of unit numbers with this unit plan:

VIEWS

Sea & Green View
C-802

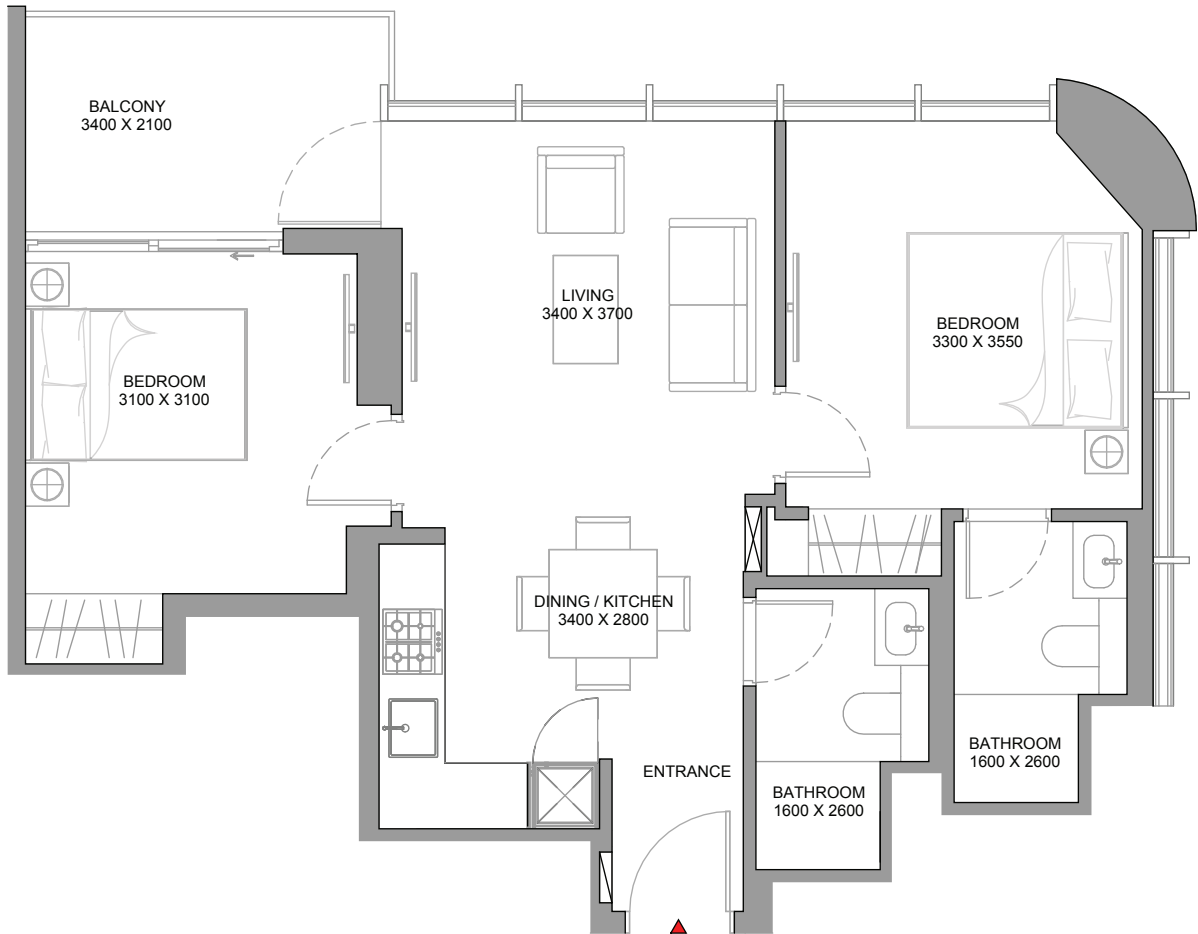
DISCLAIMER: 1. ALL DIMENSIONS ARE IN METRIC, MEASURED TO WALL. 2. ALL DIMENSIONS & DRAWINGS ARE APPROXIMATE. 3. ACTUAL AREA MAY VARY FROM THE STATED AREA. 4. DRAWING ARE NOT TO SCALE. 5. LAYOUT REPRESENTATION AND IMAGES ARE FOR ILLUSTRATIVE PURPOSES ONLY AND MAY NOT REPRESENT THE ACTUAL SIZE, FEATURES, SPECIFICATIONS FOR KITCHEN FIXTURES, APPLIANCES, FITTINGS, FURNITURE OR FURNISHINGS AND FACADE. ACTUAL PRODUCTS AND DETAILS MAY VARY. 6. THE DEVELOPER RESERVES THE RIGHT TO MAKE REVISIONS/ ALTERATIONS, AT ITS ABSOLUTE DISCRETION, WITHOUT PRIOR INTIMATION OR ANY LIABILITY WHATSOEVER.

2 BEDROOM
APARTMENT
TYPE U
(with balcony)

**SOBHA
AQUAMONT
TOWER C**



TOTAL SALEABLE AREA
SUITE = 673.07 SQ.FT.
BALCONY = 79.76 SQ.FT.
TOTAL = 752.83 SQ.FT.



List of unit numbers with this unit plan:

VIEWS

Sea & Green View
C-802

DISCLAIMER: 1. ALL DIMENSIONS ARE IN METRIC, MEASURED TO WALL. 2. ALL DIMENSIONS & DRAWINGS ARE APPROXIMATE. 3. ACTUAL AREA MAY VARY FROM THE STATED AREA. 4. DRAWING ARE NOT TO SCALE. 5. LAYOUT REPRESENTATION AND IMAGES ARE FOR ILLUSTRATIVE PURPOSES ONLY AND MAY NOT REPRESENT THE ACTUAL SIZE, FEATURES, SPECIFICATIONS FOR KITCHEN FIXTURES, APPLIANCES, FITTINGS, FURNITURE OR FURNISHINGS AND FACADE. ACTUAL PRODUCTS AND DETAILS MAY VARY. 6. THE DEVELOPER RESERVES THE RIGHT TO MAKE REVISIONS/ ALTERATIONS, AT ITS ABSOLUTE DISCRETION, WITHOUT PRIOR INTIMATION OR ANY LIABILITY WHATSOEVER.

2 BEDROOM APARTMENT TYPE V (with balcony)

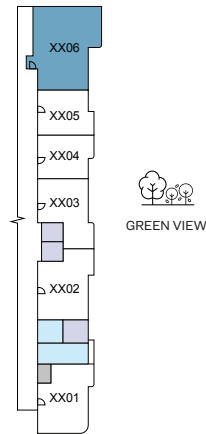
TOTAL SALEABLE AREA

SUITE RANGE = 1,097.17 - 1,099.43 SQ.FT.
BALCONY RANGE = 141.11 - 143.48 SQ.FT.
TOTAL RANGE = 1,240.54 - 1,240.65 SQ.FT.

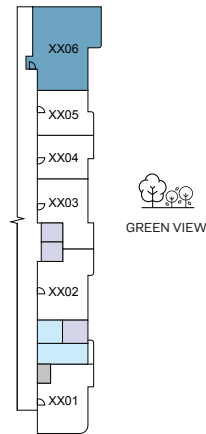
SOBHA AQUAMONT TOWER C



UNIT



PODIUM LEVEL 01



PODIUM LEVEL 02

List of unit numbers with this unit plan:

VIEWS

Green View
C-P106, C-P206

DISCLAIMER: 1. ALL DIMENSIONS ARE IN METRIC, MEASURED TO WALL. 2. ALL DIMENSIONS & DRAWINGS ARE APPROXIMATE. 3. ACTUAL AREA MAY VARY FROM THE STATED AREA. 4. DRAWING ARE NOT TO SCALE. 5. LAYOUT REPRESENTATION AND IMAGES ARE FOR ILLUSTRATIVE PURPOSES ONLY AND MAY NOT REPRESENT THE ACTUAL SIZE, FEATURES, SPECIFICATIONS FOR KITCHEN FIXTURES, APPLIANCES, FITTINGS, FURNITURE OR FURNISHINGS AND FACADE. ACTUAL PRODUCTS AND DETAILS MAY VARY. 6. THE DEVELOPER RESERVES THE RIGHT TO MAKE REVISIONS/ ALTERATIONS, AT ITS ABSOLUTE DISCRETION, WITHOUT PRIOR INTIMATION OR ANY LIABILITY WHATSOEVER.

2 BEDROOM APARTMENT TYPE V (with balcony)

SOBHA AQUAMONT TOWER C



TOTAL SALEABLE AREA
 SUITE RANGE = 1,097.17 - 1,099.43 SQ.FT.
 BALCONY RANGE = 141.11 - 143.48 SQ.FT.
 TOTAL RANGE = 1,240.54 - 1,240.65 SQ.FT.



List of unit numbers with this unit plan:

VIEWS

Green View
 C-P106, C-P206

DISCLAIMER: 1. ALL DIMENSIONS ARE IN METRIC, MEASURED TO WALL. 2. ALL DIMENSIONS & DRAWINGS ARE APPROXIMATE. 3. ACTUAL AREA MAY VARY FROM THE STATED AREA. 4. DRAWING ARE NOT TO SCALE. 5. LAYOUT REPRESENTATION AND IMAGES ARE FOR ILLUSTRATIVE PURPOSES ONLY AND MAY NOT REPRESENT THE ACTUAL SIZE, FEATURES, SPECIFICATIONS FOR KITCHEN FIXTURES, APPLIANCES, FITTINGS, FURNITURE OR FURNISHINGS AND FACADE. ACTUAL PRODUCTS AND DETAILS MAY VARY. 6. THE DEVELOPER RESERVES THE RIGHT TO MAKE REVISIONS/ ALTERATIONS, AT ITS ABSOLUTE DISCRETION, WITHOUT PRIOR INTIMATION OR ANY LIABILITY WHATSOEVER.

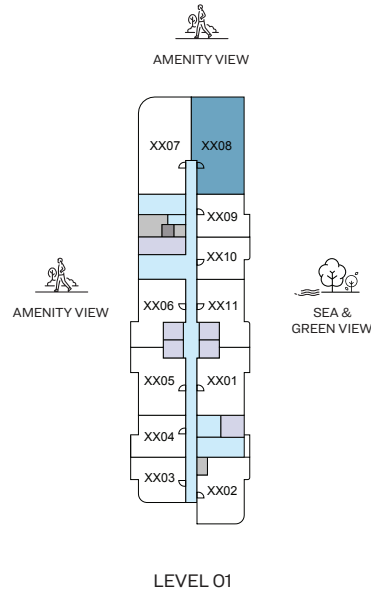
2 BEDROOM APARTMENT TYPE W (with balcony)

TOTAL SALEABLE AREA
SUITE = 1,059.38 SQ.FT.
BALCONY = 249.62 SQ.FT.
TOTAL = 1,309.00 SQ.FT.

SOBHA AQUAMONT TOWER C



UNIT



List of unit numbers with this unit plan:

VIEWS

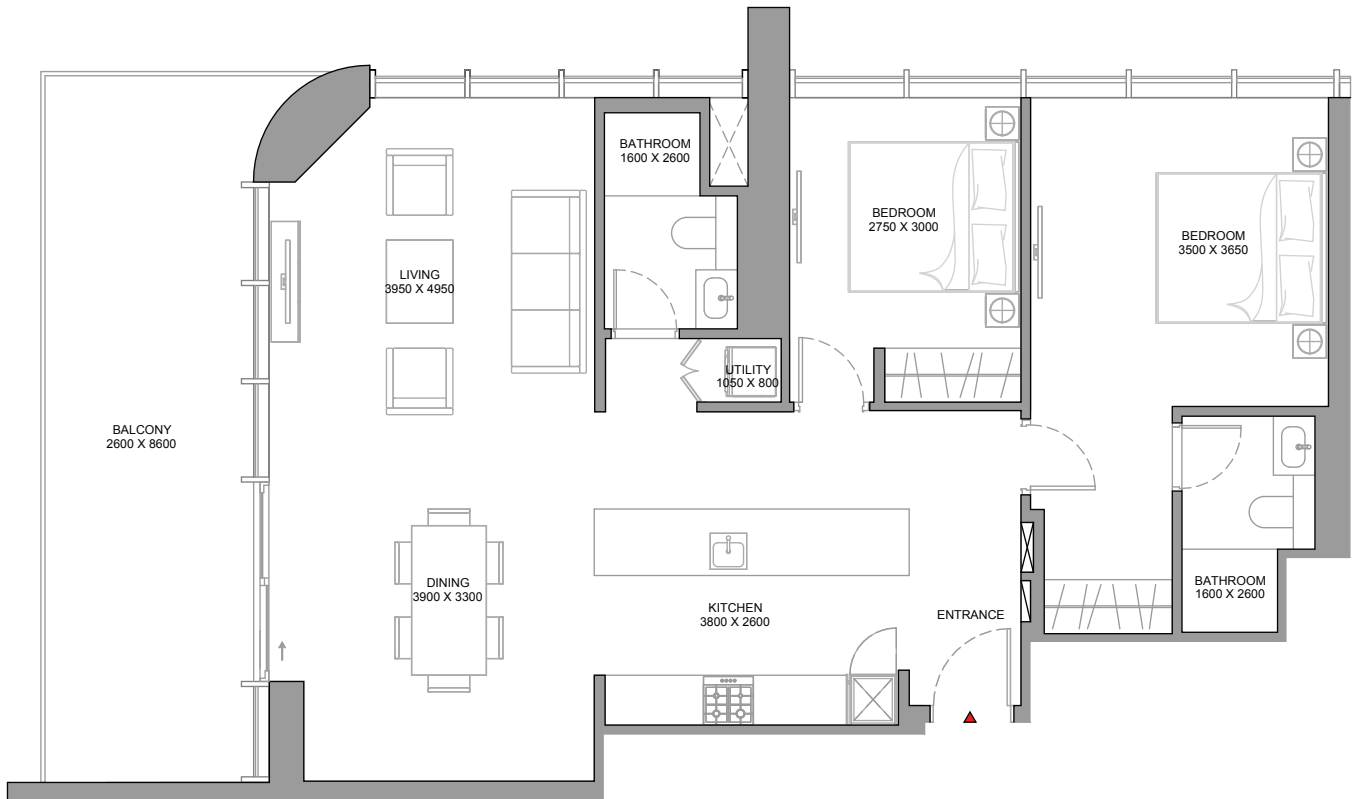
Amenity View
C-108

DISCLAIMER: 1. ALL DIMENSIONS ARE IN METRIC, MEASURED TO WALL. 2. ALL DIMENSIONS & DRAWINGS ARE APPROXIMATE. 3. ACTUAL AREA MAY VARY FROM THE STATED AREA. 4. DRAWING ARE NOT TO SCALE. 5. LAYOUT REPRESENTATION AND IMAGES ARE FOR ILLUSTRATIVE PURPOSES ONLY AND MAY NOT REPRESENT THE ACTUAL SIZE, FEATURES, SPECIFICATIONS FOR KITCHEN FIXTURES, APPLIANCES, FITTINGS, FURNITURE OR FURNISHINGS AND FACADE. ACTUAL PRODUCTS AND DETAILS MAY VARY. 6. THE DEVELOPER RESERVES THE RIGHT TO MAKE REVISIONS/ ALTERATIONS, AT ITS ABSOLUTE DISCRETION, WITHOUT PRIOR INTIMATION OR ANY LIABILITY WHATSOEVER.

2 BEDROOM APARTMENT TYPE W (with balcony)

TOTAL SALEABLE AREA
 SUITE = 1,059.38 SQ.FT.
 BALCONY = 249.62 SQ.FT.
 TOTAL = 1,309.00 SQ.FT.

SOBHA AQUAMONT TOWER C



List of unit numbers with this unit plan:

VIEWS

Amenity View
C-108

DISCLAIMER: 1. ALL DIMENSIONS ARE IN METRIC, MEASURED TO WALL. 2. ALL DIMENSIONS & DRAWINGS ARE APPROXIMATE. 3. ACTUAL AREA MAY VARY FROM THE STATED AREA. 4. DRAWING ARE NOT TO SCALE. 5. LAYOUT REPRESENTATION AND IMAGES ARE FOR ILLUSTRATIVE PURPOSES ONLY AND MAY NOT REPRESENT THE ACTUAL SIZE, FEATURES, SPECIFICATIONS FOR KITCHEN FIXTURES, APPLIANCES, FITTINGS, FURNITURE OR FURNISHINGS AND FACADE. ACTUAL PRODUCTS AND DETAILS MAY VARY. 6. THE DEVELOPER RESERVES THE RIGHT TO MAKE REVISIONS/ ALTERATIONS, AT ITS ABSOLUTE DISCRETION, WITHOUT PRIOR INTIMATION OR ANY LIABILITY WHATSOEVER.

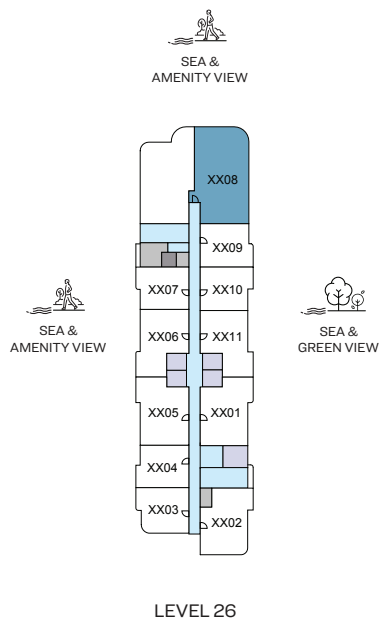
2 BEDROOM APARTMENT TYPE X (with balcony)

TOTAL SALEABLE AREA
 SUITE = 1,099.00 SQ.FT.
 BALCONY = 224.75 SQ.FT.
 TOTAL = 1,323.75 SQ.FT.

SOBHA AQUAMONT TOWER C



UNIT



List of unit numbers with this unit plan:

VIEWS

Sea, Green & Amenity View
 C-2608

DISCLAIMER: 1. ALL DIMENSIONS ARE IN METRIC, MEASURED TO WALL. 2. ALL DIMENSIONS & DRAWINGS ARE APPROXIMATE. 3. ACTUAL AREA MAY VARY FROM THE STATED AREA. 4. DRAWING ARE NOT TO SCALE. 5. LAYOUT REPRESENTATION AND IMAGES ARE FOR ILLUSTRATIVE PURPOSES ONLY AND MAY NOT REPRESENT THE ACTUAL SIZE, FEATURES, SPECIFICATIONS FOR KITCHEN FIXTURES, APPLIANCES, FITTINGS, FURNITURE OR FURNISHINGS AND FACADE. ACTUAL PRODUCTS AND DETAILS MAY VARY. 6. THE DEVELOPER RESERVES THE RIGHT TO MAKE REVISIONS/ ALTERATIONS, AT ITS ABSOLUTE DISCRETION, WITHOUT PRIOR INTIMATION OR ANY LIABILITY WHATSOEVER.

2 BEDROOM APARTMENT TYPE X (with balcony)

TOTAL SALEABLE AREA
SUITE = 1,099.00 SQ.FT.
BALCONY = 224.75 SQ.FT.
TOTAL = 1,323.75 SQ.FT.

SOBHA AQUAMONT TOWER C



List of unit numbers with this unit plan:

VIEWS

Sea, Green & Amenity View
C-2608

DISCLAIMER: 1. ALL DIMENSIONS ARE IN METRIC, MEASURED TO WALL. 2. ALL DIMENSIONS & DRAWINGS ARE APPROXIMATE. 3. ACTUAL AREA MAY VARY FROM THE STATED AREA. 4. DRAWING ARE NOT TO SCALE. 5. LAYOUT REPRESENTATION AND IMAGES ARE FOR ILLUSTRATIVE PURPOSES ONLY AND MAY NOT REPRESENT THE ACTUAL SIZE, FEATURES, SPECIFICATIONS FOR KITCHEN FIXTURES, APPLIANCES, FITTINGS, FURNITURE OR FURNISHINGS AND FACADE. ACTUAL PRODUCTS AND DETAILS MAY VARY. 6. THE DEVELOPER RESERVES THE RIGHT TO MAKE REVISIONS/ALTERATIONS, AT ITS ABSOLUTE DISCRETION, WITHOUT PRIOR INTIMATION OR ANY LIABILITY WHATSOEVER.

3 BEDROOM APARTMENT TYPE D (DUPLEX) (with powder room and maid room + balcony)

TOTAL SALEABLE AREA

SUITE RANGE = 1,863.56 - 1,878.41 SQ.FT.

BALCONY = 305.05 SQ.FT.

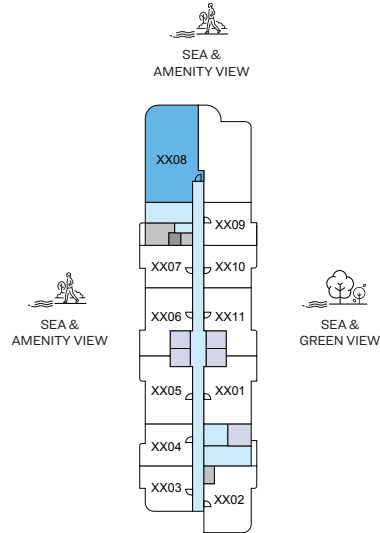
TOTAL RANGE = 2,168.60 - 2,183.46 SQ.FT.

SOBHA AQUAMONT

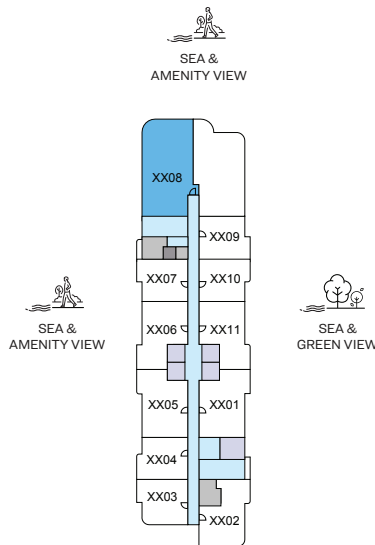
TOWER C



UNIT



LEVEL 03, 05, 09, 11,
13, 15, 19, 21, 23, 25



LEVEL 07, 17

List of unit numbers with this unit plan:

VIEWS

Sea & Amenity View

C-308, C-508, C-708, C-908, C-1108, C-1308, C-1508, C-1708, C-1908, C-2108, C-2308, C-2508

DISCLAIMER: 1. ALL DIMENSIONS ARE IN METRIC, MEASURED TO WALL. 2. ALL DIMENSIONS & DRAWINGS ARE APPROXIMATE. 3. ACTUAL AREA MAY VARY FROM THE STATED AREA. 4. DRAWING ARE NOT TO SCALE. 5. LAYOUT REPRESENTATION AND IMAGES ARE FOR ILLUSTRATIVE PURPOSES ONLY AND MAY NOT REPRESENT THE ACTUAL SIZE, FEATURES, SPECIFICATIONS FOR KITCHEN FIXTURES, APPLIANCES, FITTINGS, FURNITURE OR FURNISHINGS AND FACADE. ACTUAL PRODUCTS AND DETAILS MAY VARY. 6. THE DEVELOPER RESERVES THE RIGHT TO MAKE REVISIONS/ ALTERATIONS, AT ITS ABSOLUTE DISCRETION, WITHOUT PRIOR INTIMATION OR ANY LIABILITY WHATSOEVER.

3 BEDROOM APARTMENT

TYPE D (DUPLEX)

(with powder room and maid room + balcony)

SOBHA AQUAMONT

TOWER C

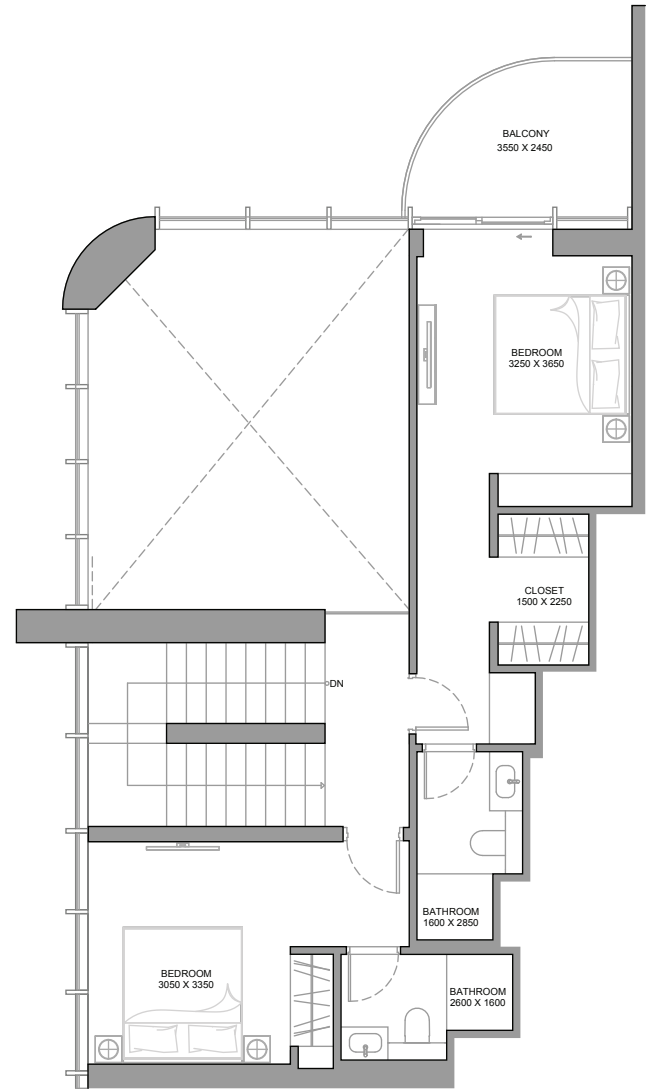
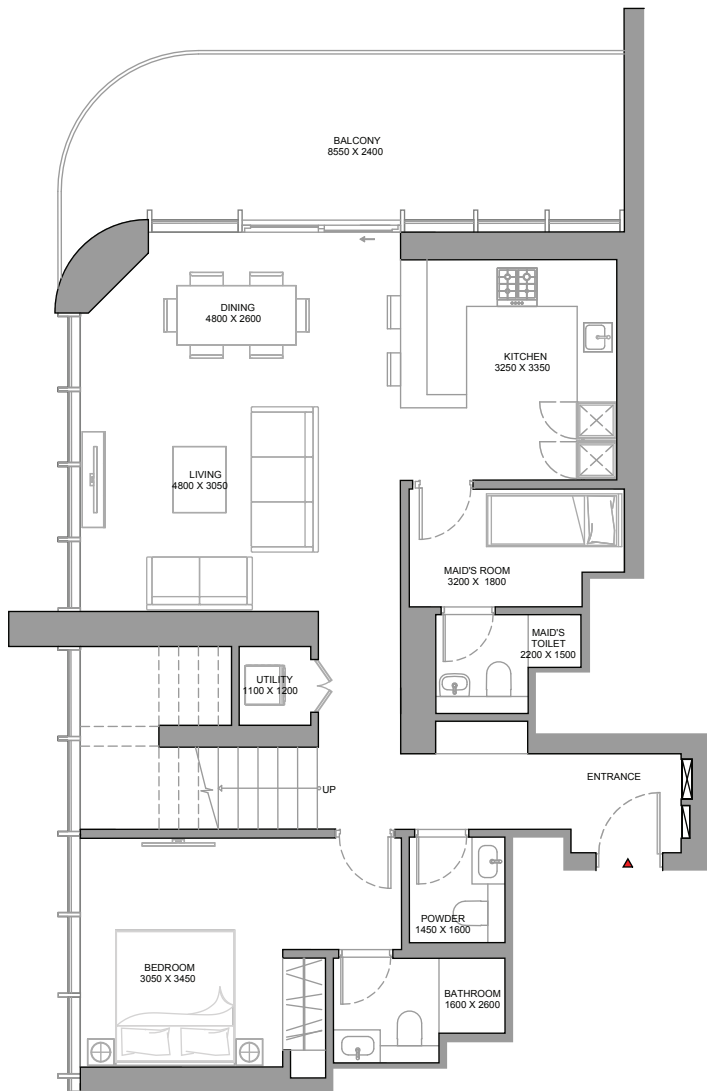


TOTAL SALEABLE AREA

SUITE RANGE = 1,863.56 - 1,878.41 SQ.FT.

BALCONY = 305.05 SQ.FT.

TOTAL RANGE = 2,168.60 - 2,183.46 SQ.FT.



List of unit numbers with this unit plan:

VIEWS

Sea & Amenity View

C-308, C-508, C-708, C-908, C-1108, C-1308, C-1508, C-1708, C-1908, C-2108, C-2308, C-2508

DISCLAIMER: 1. ALL DIMENSIONS ARE IN METRIC, MEASURED TO WALL. 2. ALL DIMENSIONS & DRAWINGS ARE APPROXIMATE. 3. ACTUAL AREA MAY VARY FROM THE STATED AREA. 4. DRAWING ARE NOT TO SCALE. 5. LAYOUT REPRESENTATION AND IMAGES ARE FOR ILLUSTRATIVE PURPOSES ONLY AND MAY NOT REPRESENT THE ACTUAL SIZE, FEATURES, SPECIFICATIONS FOR KITCHEN FIXTURES, APPLIANCES, FITTINGS, FURNITURE OR FURNISHINGS AND FACADE. ACTUAL PRODUCTS AND DETAILS MAY VARY. 6. THE DEVELOPER RESERVES THE RIGHT TO MAKE REVISIONS/ ALTERATIONS, AT ITS ABSOLUTE DISCRETION, WITHOUT PRIOR INTIMATION OR ANY LIABILITY WHATSOEVER.

3 BEDROOM APARTMENT

TYPE E (DUPLEX)

(with powder room + balcony)

SOBHA AQUAMONT

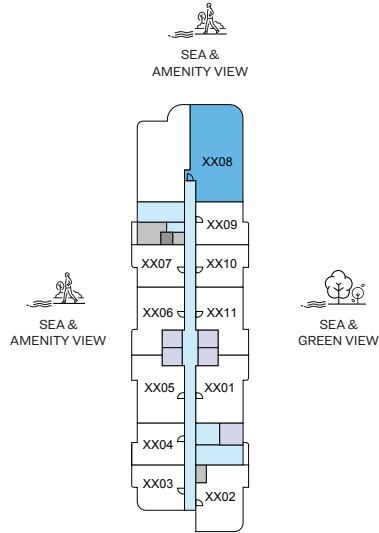
TOWER C



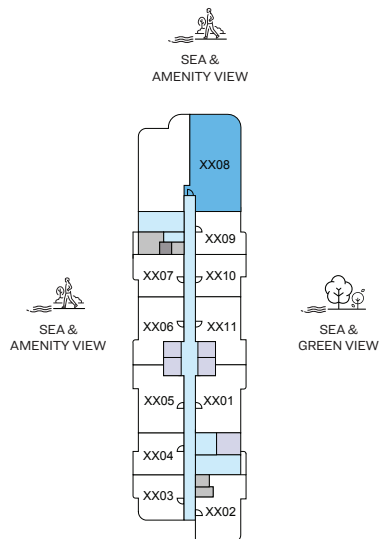
TOTAL SALEABLE AREA

SUITE RANGE = 1,871.63 - 1,874.86 SQ.FT.
 BALCONY RANGE = 303.65 - 305.91 SQ.FT.
 TOTAL RANGE = 2,177.54 - 2,178.51 SQ.FT.

UNIT



LEVEL 02, 04, 06, 10,
12, 14, 16, 18, 20, 22, 24



LEVEL 08

List of unit numbers with this unit plan:

VIEWS

Sea, Green & Amenity View

C-208, C-408, C-608, C-808, C-1008, C-1208, C-1408, C-1608, C-1808, C-2008, C-2208, C-2408

DISCLAIMER: 1. ALL DIMENSIONS ARE IN METRIC, MEASURED TO WALL. 2. ALL DIMENSIONS & DRAWINGS ARE APPROXIMATE. 3. ACTUAL AREA MAY VARY FROM THE STATED AREA. 4. DRAWING ARE NOT TO SCALE. 5. LAYOUT REPRESENTATION AND IMAGES ARE FOR ILLUSTRATIVE PURPOSES ONLY AND MAY NOT REPRESENT THE ACTUAL SIZE, FEATURES, SPECIFICATIONS FOR KITCHEN FIXTURES, APPLIANCES, FITTINGS, FURNITURE OR FURNISHINGS AND FACADE. ACTUAL PRODUCTS AND DETAILS MAY VARY. 6. THE DEVELOPER RESERVES THE RIGHT TO MAKE REVISIONS/ ALTERATIONS, AT ITS ABSOLUTE DISCRETION, WITHOUT PRIOR INTIMATION OR ANY LIABILITY WHATSOEVER.

3 BEDROOM APARTMENT

TYPE E (DUPLEX)

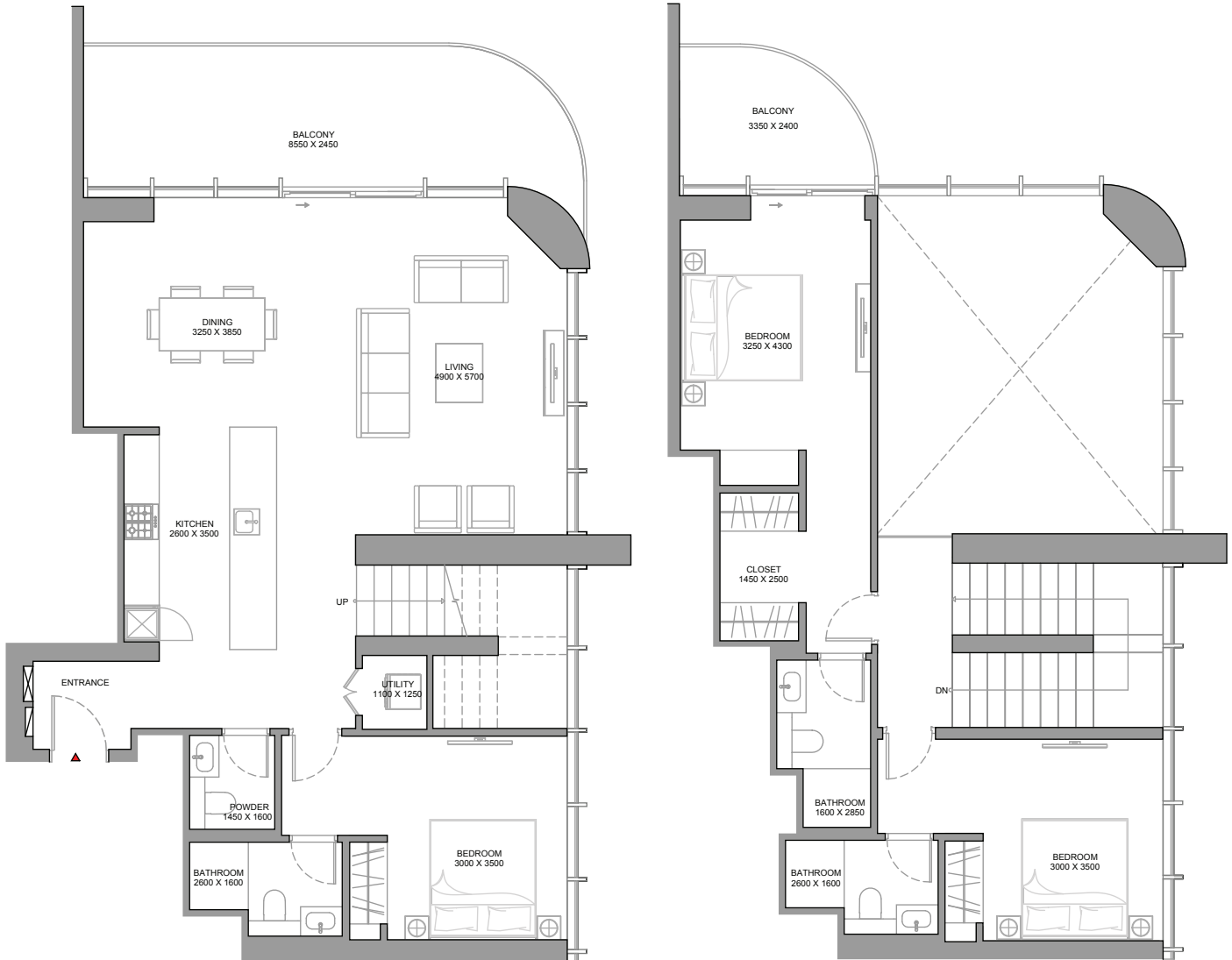
(with powder room + balcony)

SOBHA AQUAMONT TOWER C



TOTAL SALEABLE AREA

SUITE RANGE = 1,871.63 - 1,874.86 SQ.FT.
 BALCONY RANGE = 303.65 - 305.91 SQ.FT.
 TOTAL RANGE = 2,177.54 - 2,178.51 SQ.FT.



List of unit numbers with this unit plan:

VIEWS

Sea, Green & Amenity View

C-208, C-408, C-608, C-808, C-1008, C-1208, C-1408, C-1608, C-1808, C-2008, C-2208, C-2408

DISCLAIMER: 1. ALL DIMENSIONS ARE IN METRIC, MEASURED TO WALL. 2. ALL DIMENSIONS & DRAWINGS ARE APPROXIMATE. 3. ACTUAL AREA MAY VARY FROM THE STATED AREA. 4. DRAWING ARE NOT TO SCALE. 5. LAYOUT REPRESENTATION AND IMAGES ARE FOR ILLUSTRATIVE PURPOSES ONLY AND MAY NOT REPRESENT THE ACTUAL SIZE, FEATURES, SPECIFICATIONS FOR KITCHEN FIXTURES, APPLIANCES, FITTINGS, FURNITURE OR FURNISHINGS AND FACADE. ACTUAL PRODUCTS AND DETAILS MAY VARY. 6. THE DEVELOPER RESERVES THE RIGHT TO MAKE REVISIONS/ ALTERATIONS, AT ITS ABSOLUTE DISCRETION, WITHOUT PRIOR INTIMATION OR ANY LIABILITY WHATSOEVER.

3 BEDROOM APARTMENT TYPE F (DUPLIX) (with powder room and maid room + balcony)

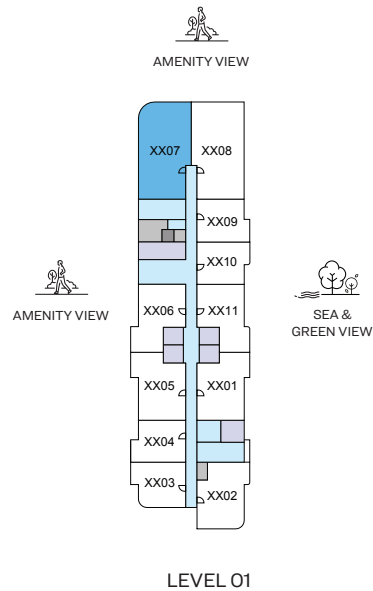
TOTAL SALEABLE AREA

SUITE = 1,824.91 SQ.FT.
BALCONY = 325.07 SQ.FT.
TOTAL = 2,149.98 SQ.FT.

SOBHA AQUAMONT TOWER C



UNIT



List of unit numbers with this unit plan:

VIEWS

Amenity View
C-107

DISCLAIMER: 1. ALL DIMENSIONS ARE IN METRIC, MEASURED TO WALL. 2. ALL DIMENSIONS & DRAWINGS ARE APPROXIMATE. 3. ACTUAL AREA MAY VARY FROM THE STATED AREA. 4. DRAWING ARE NOT TO SCALE. 5. LAYOUT REPRESENTATION AND IMAGES ARE FOR ILLUSTRATIVE PURPOSES ONLY AND MAY NOT REPRESENT THE ACTUAL SIZE, FEATURES, SPECIFICATIONS FOR KITCHEN FIXTURES, APPLIANCES, FITTINGS, FURNITURE OR FURNISHINGS AND FACADE. ACTUAL PRODUCTS AND DETAILS MAY VARY. 6. THE DEVELOPER RESERVES THE RIGHT TO MAKE REVISIONS/ ALTERATIONS, AT ITS ABSOLUTE DISCRETION, WITHOUT PRIOR INTIMATION OR ANY LIABILITY WHATSOEVER.

3 BEDROOM APARTMENT

TYPE F (DUPLEX)

(with powder room and maid room + balcony)

TOTAL SALEABLE AREA

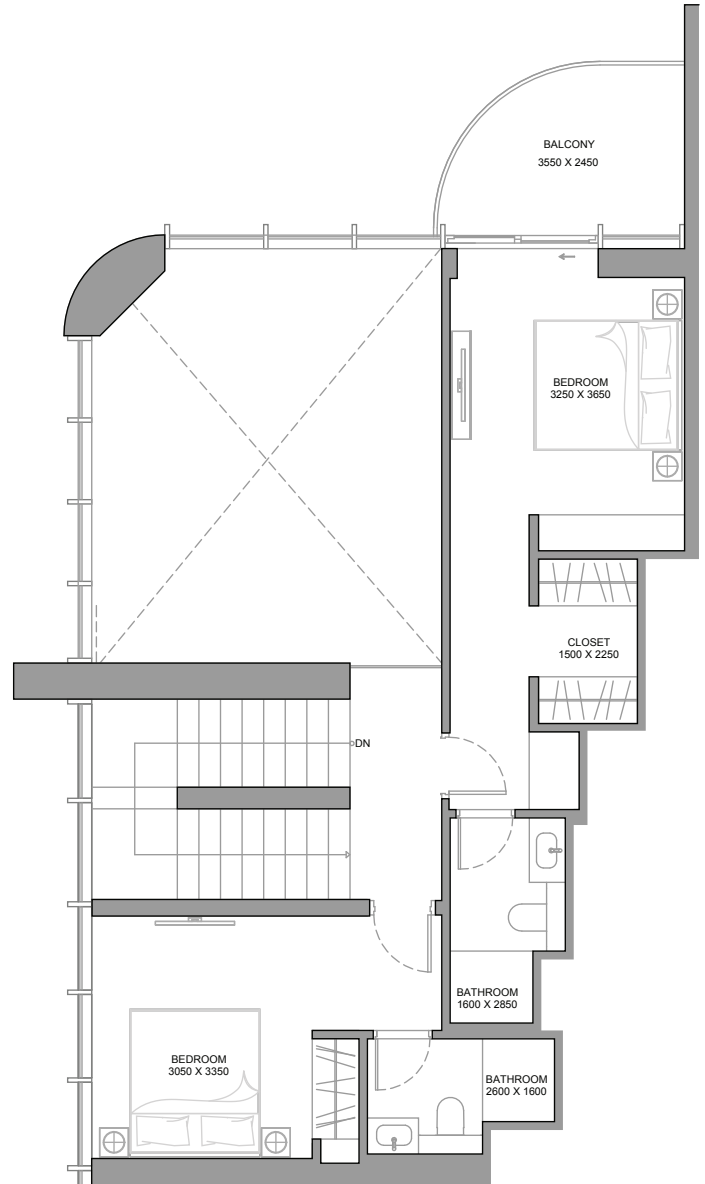
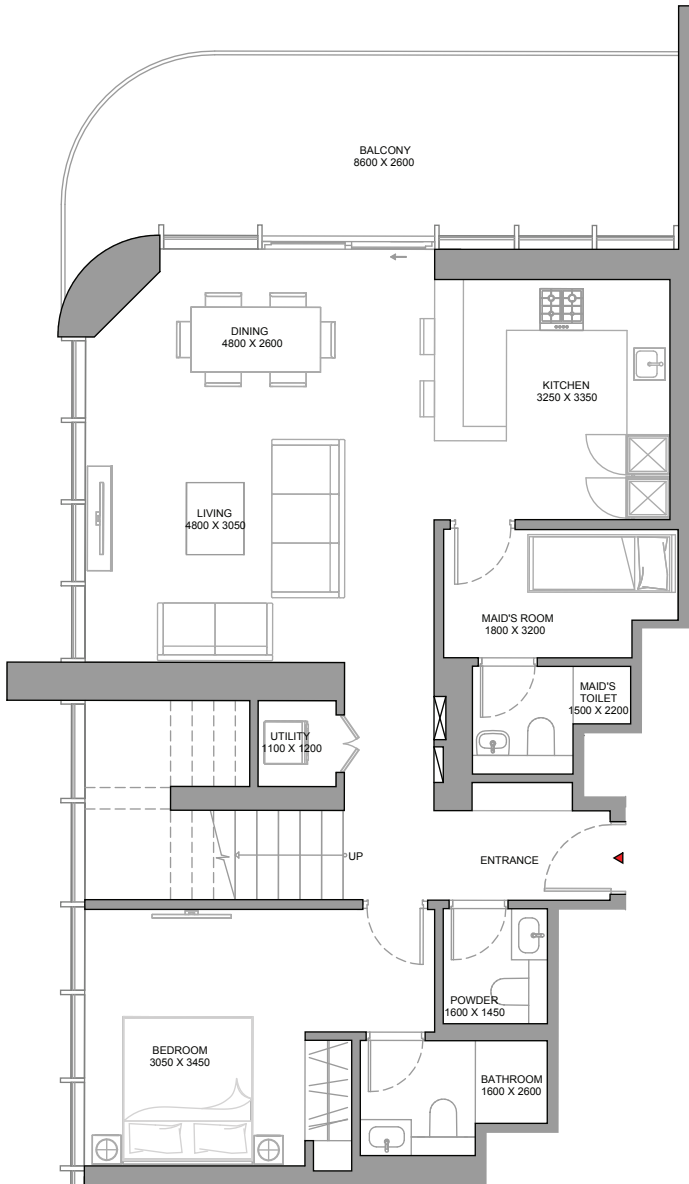
SUITE = 1,824.91 SQ.FT.

BALCONY = 325.07 SQ.FT.

TOTAL = 2,149.98 SQ.FT.

SOBHA AQUAMONT

TOWER C



List of unit numbers with this unit plan:

VIEWS

Amenity View

C-107

DISCLAIMER: 1. ALL DIMENSIONS ARE IN METRIC, MEASURED TO WALL. 2. ALL DIMENSIONS & DRAWINGS ARE APPROXIMATE. 3. ACTUAL AREA MAY VARY FROM THE STATED AREA. 4. DRAWING ARE NOT TO SCALE. 5. LAYOUT REPRESENTATION AND IMAGES ARE FOR ILLUSTRATIVE PURPOSES ONLY AND MAY NOT REPRESENT THE ACTUAL SIZE, FEATURES, SPECIFICATIONS FOR KITCHEN FIXTURES, APPLIANCES, FITTINGS, FURNITURE OR FURNISHINGS AND FACADE. ACTUAL PRODUCTS AND DETAILS MAY VARY. 6. THE DEVELOPER RESERVES THE RIGHT TO MAKE REVISIONS/ ALTERATIONS, AT ITS ABSOLUTE DISCRETION, WITHOUT PRIOR INTIMATION OR ANY LIABILITY WHATSOEVER.



SOBHA
AQUAMONT
ACD : JUNE 2028

DOWNTOWN | SOBHA
UMM AL QUWAIN REALTY

SOBHA
REALTY